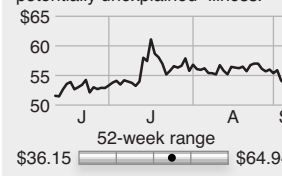
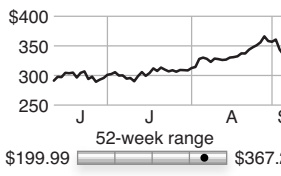
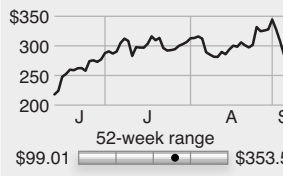


Orlando Sentinel

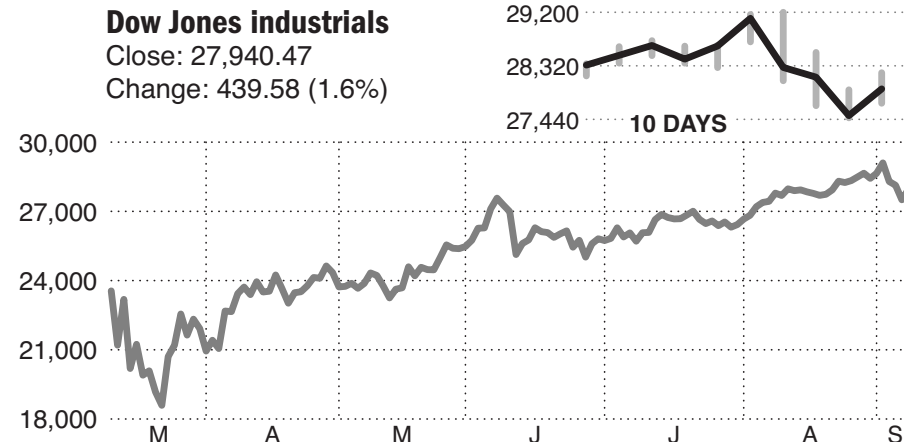
WALL STREET REPORT

STORY STOCKS

Wall Street snapped back to life on Wednesday, recovering from its worst stretch of losses in months, as the bloodletting for big technology stocks came to a halt, at least temporarily. Apple, Amazon and other tech companies that suddenly lost their momentum late last week on worries they'd soared too high all regained some ground. They helped the S&P 500 rally 67.12 points, or 2%, to 3,398.96. It was the best day in three months for the index.

<p>AstraZeneca AZN</p> <p>Close: \$53.64 ▼ -1.07 or -2.0%</p> <p>The drug developer halted late-stage studies of its potential COVID-19 vaccine to investigate a "potentially unexplained" illness.</p>  <p>\$36.15 52-week range \$64.94</p> <p>Vol.: 11.4m (1.7x avg.) PE: 65.4</p> <p>Mkt. Cap: \$140.8 b Yield: 2.6%</p>	<p>Mastercard MA</p> <p>Close: \$339.64 ▲ 9.76 or 3.0%</p> <p>The processor of debit and credit card payments reported higher volume in July and August.</p>  <p>\$199.99 52-week range \$367.25</p> <p>Vol.: 3.3m (0.9x avg.) PE: 47.0</p> <p>Mkt. Cap: \$337.1 b Yield: 0.5%</p>	<p>Coupa Software COUP</p> <p>Close: \$260.48 ▼ 16.22 or -5.9%</p> <p>The business software company gave investors a weak third-quarter earnings forecast.</p>  <p>\$99.01 52-week range \$353.55</p> <p>Vol.: 5.1m (3.7x avg.) PE: ...</p> <p>Mkt. Cap: \$17.5 b Yield: ...</p>
--	--	---

Dow High: 28,206.21 Low: 27,704.54 Previous: 27,500.89



<p>Nasdaq</p> <p>▲ +293.87 (+2.77%)</p> <p>Close 11,141.56</p> <p>High 11,217.69</p> <p>Low 10,970.45</p> <p>Previous 10,847.69</p>	<p>S&P 500</p> <p>▲ +67.12 (+2.01%)</p> <p>Close 3,398.96</p> <p>High 3,424.77</p> <p>Low 3,366.84</p> <p>Previous 3,331.84</p>	<p>Russell 2000</p> <p>▲ +21.89 (+1.45%)</p> <p>Close 1,526.48</p> <p>High 1,532.91</p> <p>Low 1,505.09</p> <p>Previous 1,504.59</p>
---	---	--

<p>10-yr T-note</p> <p>▲ +0.02 to .70%</p>	<p>Gold futures</p> <p>▲ +11.70 to \$1,944.70</p>	<p>Yen</p> <p>▲ +0.17 to 106.22/\$1</p>	<p>Euro</p> <p>▼ -0.0019 to 84.69/\$1</p>	<p>Crude Oil</p> <p>▲ +1.29 to \$38.05</p>
--	---	---	---	--

Major market growth and decline

5-day % change			30-day % change			1-year % change		
DOW	NASD	S&P	DOW	NASD	S&P	DOW	NASD	S&P
-3.99	-7.59	-5.08	-1.3	+1.17	+0.55	+2.96	+36.38	+13.26
▼	▼	▼	▼	▲	▲	▲	▲	▲

LOCAL STOCKS

STOCK	XCHG.	CLOSE	CHG.	STOCK	XCHG.	CLOSE	CHG.	STOCK	XCHG.	CLOSE	CHG.
AT&T Inc	N	29.37	-1.4	Goldfield	N	4.38	+0.1	Natl Retail Prop	N	37.56	+5.9
Adv Micro Dev	O	81.91	+3.22	HCA Holdings Inc	N	133.81	+1.28	NextEra Energy	N	282.37	+4.46
Auto Data	O	137.26	+1.37	Hilton Grand Vac	N	22.71	-0.40	Northrop Grumman	N	339.41	+4.85
Bank of America	N	25.51	+0.3	Home Depot	N	277.04	+7.78	Raytheon Technol	N	59.58	+3.3
Boeing Co	N	160.78	-3.0	Hyatt Hotels Corp	N	57.25	-0.78	Ruths Hospitality	O	11.52	+3.3
Brinker Intl	N	44.15	+0.2	Izea Worldwide Inc	O	.97	-0.1	SeaWorld Entertain	N	21.58	+2.8
Brown & Brown	N	45.40	+1.21	JP Morgan Chase	N	100.87	+9.9	Swst Airlines	N	39.22	-1.28
CVS Health Corp	N	59.53	(unch.)	JetBlue Airways Cp	O	12.25	-19.5	Tupperware Brands	N	22.19	+1.23
CenturyLink Inc	N	10.86	+2.1	L3Harris Technol	N	180.84	+1.23	UPS class B	N	159.80	+3.35
Comcast Corp A	O	44.60	+7.9	LGL Group	N	8.43	+2.2	VOXX Intl Corp	O	6.07	+3.6
Darden Rest	N	88.58	-0.54	LightPath Tech	O	2.24	+2.2	Verizon Comm	N	60.04	+0.8
Disney	N	133.36	-0.84	Lockheed Martin	N	385.24	+5.01	WalMart Strs	N	139.89	+1.44
Duke Energy	N	82.59	+1.86	Loews Corp	N	35.81	+1.8	Walgreen Boots Alli	O	35.35	-1.75
Electronic Arts	O	128.70	+4.40	Lowes Cos	N	159.53	+5.79	Wells Fargo & Co	N	23.84	-1.3
Faro Technologies	O	56.70	+2.9	Marriott Intl A	O	102.01	-1.97	Wendys	N	31.66	-4.5
FedEx Corp	N	225.75	+4.70	Marriott Vacations	N	97.89	+1.68	Wyndham Destination	N	31.66	-13
Gencor Inds	O	12.09	+0.8	McDonalds Corp	N	215.71	+2.13	Xenia Hotels & Rsts	N	8.92	-18

MOST ACTIVE STOCKS

STOCK	CLOSE	CHG.
Gen Electric	6.16	+0.2
Slack Technologies	25.24	-4.08
Ford Motor	6.97	-0.6
Bank of America	25.51	+0.3
Wells Fargo & Co	23.84	-1.3
Nokia Corp	4.14	+0.4
Carnival Corp	17.66	-0.3
AT&T Inc	29.37	-1.4
Marathon Oil	4.54	+0.4
Snap Inc A	23.65	+9.6
Transocean Ltd	1.05	+0.3
Pfizer Inc	36.18	+2.5
Exxon Mobil Corp	37.95	-2.3
Valve SA	11.32	+2.8
Norwegian Cruise Ln	17.93	-6.0
Uber Technologies	35.01	+6.9
General Motors Co	31.95	-4.3
Occid Petl	11.07	+0.1
Boeing Co	160.78	-3.0
Itau Unibanco Hldg	4.57	+0.7
Yamana Gold Inc	6.31	+2.8
Barrick Gold	30.46	+1.26
Virgin Galactic Hldg	17.71	+3.1
NASA's Inc	7.55	-0.7

NASDAQ STOCK MARKET

STOCK	CLOSE	CHG.
Apple Inc	117.32	+4.50
Supercond Tech	.35	+1.1
American Airlines Gp	13.05	-5.8
Tesla Inc	366.28	+36.07
Adv Micro Dev	81.91	+3.22
Nikola Corp	42.37	-7.68
Microsoft Corp	211.29	+8.63
Intra-Cellular Thea	31.86	+13.43
Workhorse Group	23.62	+2.24
Noble Energy Inc	9.52	+1.2
Tillium Therapeutic	49.13	+4.13
Intel Corp	49.62	+7.1
Sirius XM Hldgs Inc	5.71	+0.9
Peloton Interactive	91.17	+5.57
Gevo Inc	.90	-1.4
Inovio Pharmaceut	10.28	+6.7
United Airlines Hldg	36.03	-1.25
Astrotech Corp	2.06	+3.5
Cisco Syst	40.13	+1.3
Facebook Inc	273.72	+2.56
Nvidia Corporation	508.60	+32.08
DraftKings Inc	40.38	+3.37
Plug Power Inc	12.13	+4.0
Micron Tech	45.15	+1.2

FOREIGN MARKETS

INDEX	CLOSE	CHG./%
Shanghai	3354.63	+38.2/+1.2
Stoxx600	369.65	+5.9/+1.6
Nikkei	23032.54	-241.6/-1.0
MSCI-EAFE	1878.74	+8.5/+4.5
Bovespa	101292.10	+1241.7/+1.2
FTSE 100	6012.84	+82.5/+1.4
CAC-40	5042.98	+69.5/+1.4

LARGEST COMPANIES

STOCK	CLOSE	CHG.
Alibaba Group Hldg	273.15	+3.13
Alphabet Inc C	1556.96	+24.57
Alphabet Inc A	1547.23	+23.63
Amazon.com Inc	3268.61	+118.77
Apple Inc	117.32	+4.50
Berkshire Hath B	219.63	+1.83
Facebook Inc	273.72	+2.56
HSBC Holdings pra	25.75	+0.8
Home Depot	277.04	+7.78
JP Morgan Chase	100.87	+9.9
Johnson & Johnson	149.70	+2.44
MasterCard Inc	339.64	+9.76
Microsoft Corp	211.29	+8.63
Nvidia Corporation	508.60	+32.08
Procter & Gamble	138.15	+2.21
Taiwan Semicon	79.40	+2.08
Tesla Inc	366.28	+36.07
Visa Inc	204.06	+3.94
WalMart Strs	139.89	+1.44

TREASURY YIELDS

DURATION	CLOSE	PREV.
3-month Disc	0.10	0.115
6-month disc	0.12	0.125
2-year	0.13	0.14
10-year	0.70	0.68
30-year	1.46	1.42

SPOT METALS

	CLOSE	PREV.
Gold	\$1944.70	\$1933.00
Silver	\$26.955	\$26.864
Platinum	\$924.90	\$910.30

INTEREST RATES

	CLOSE	PREV.
Prime Rate	3.25	
Discount Rate Primary	0.75	
Fed Funds Target	0.00-0.25	
Money Mkt Overnight Avg.	0.23	

FOREIGN EXCHANGE

	CLOSE	PREV.
A U.S. Dollar buys ...		
Argentina (Peso)	74.7747	
Australia (Dollar)	1.3754	
Brazil (Real)	5.2893	
Brazil (Dollar)	0.195	
Britain (Pound)	0.7698	
Canada (Dollar)	1.3164	
China (Yuan)	6.8333	
Euro	0.8469	
India (Rupee)	73.357	
Israel (Shekel)	3.9997	
Japan (Yen)	106.22	
Mexico (Peso)	21.4259	
Poland (Zloty)	3.76	
So. Korea (Won)	1184.82	
Taiwan (Dollar)	29.29	
Thailand (Baht)	31.27	

LARGEST MUTUAL FUNDS

FUND	NAV	CHG	1-YR %TRN
American Funds AMCPa m	35.81	+6.3	+18.9
American Funds AmrcnBal A m	29.14	+3.0	+9.6
American Funds CptWldGrncA m	52.59	+7.9	+10.5
American Funds CptInCbldrA m	59.60	+7.3	+1.5
American Funds FdmtnlvsA m	61.85	+11.4	+12.2
American Funds GrfAmrcA m	60.27	+1.31	+29.2
American Funds InvcAmrcA m	22.29	+2.5	+3.2
American Funds NWPrspctvA m	53.47	+1.30	+23.6
American Funds WAMtinvSA m	46.39	+7.7	+4.7
Dodge & Cox Inc	14.80	+0.1	+8.0
Dodge & Cox IntlStk	37.44	+6.8	+4.0
Dodge & Cox SIK	170.71	+1.98	-1.0
DoubleLine TLREtBd	10.74	...	+2.9
Fidelity 500IdxInsPrm	118.22	+2.34	+16.3
Fidelity BCGrowth	147.70	+4.09	+51.3
Fidelity Contrafund	16.75	+3.9	+33.4
Fidelity GroCo	30.27	+8.1	+56.6
Fidelity InvGrdAdm	12.28	...	+8.8
Fidelity TTMktIdxInsPrm	95.58	+1.88	+15.4
Fidelity USBDIdxInsPrm	12.57	-0.1	+7.2
Franklin Templeton Inca1 M	2.11	+0.1	-2.6
Metropolitan West TLREtBd	11.62	-0.1	+7.9
PIWCO Inctnsl	11.75	...	+7.5
PIWCO TIRetins	10.95	...	+1.3
Schwab SP500ldx	52.65	+1.04	+6.2
T. Rowe Price BcGr	154.67	+3.66	+33.4
Vanguard 500ldxAdmrl	314.68	+6.23	+16.3
Vanguard BalldxAdmrl	41.51	+4.7	+2.9
Vanguard DivGrInv	31.17	+5.2	+7.6
Vanguard GrdxAdmrl	117.24	+3.18	+36.9
Vanguard HCAAdmrl	91.09	+1.14	+24.3
Vanguard InTrnGrAdm	10.65	...	+9.2
Vanguard InTrnTEAdmrl	14.72	...	+3.7
Vanguard InsidxIns	304.14	+6.02	+16.3
Vanguard InsidxInsPlus	304.16	+6.02	+16.3
Vanguard InstTSMInPls	71.60	+1.42	+15.5
Vanguard TrgtRtr2025Inv	131.39	+2.97	+44.0
Vanguard TrgtRtr2040Inv	217.98	+3.36	+6.9
Vanguard TrgtRtr2040Inv	147.02	+2.49	+13.4
Vanguard TrgtRtr2025Inv	11.00	...	+5.0
Vanguard TrgtRtr2030Inv	74.09	+1.05	+1.3
Vanguard TrgtRtr2035Inv	20.65	+2.1	+9.7
Vanguard TrgtRtr2030Inv	37.83	+4.5	+10.1
Vanguard TrgtRtr2025Inv	23.39	+3.1	+10.5
Vanguard TrgtRtr2040Inv	40.34	+5.9	+10.8
Vanguard TBMldxAdmrl	11.64	-0.2	+7.2
Vanguard TBMldxIns	11.64	-0.2	+7.2
Vanguard TInBldxAdmrl	23.17	-0.3	+2.0
Vanguard TInBldxIns	34.76	-0.5	+2.0
Vanguard TInSdIxAdmrl	28.60	+4.5	+5.6
Vanguard TInSdIxIns	114.38	+1.79	+5.6
Vanguard TInSdIxInsPlus	114.40	+1.79	+5.6
Vanguard TInSdIxInv	17.10	+2.7	+5.5
Vanguard TISMldxAdmrl	83.69	+1.66	+15.5
Vanguard TISMldxIns	83.70	+1.66	+15.6
Vanguard TInMldxInv	83.65	+1.66	+15.4
Vanguard WngtmAdmrl	75.89	+8.2	+8.8
Vanguard WsllyncAdmrl	67.37	+2.9	+6.3
Vanguard WndslAdmrl	62.98	+1.06	+7.9

Client Name: Orange County Planning
Advertiser: Orange County Planning
Section/Page/Zone: Main News/A017/FLA
Description: ADOPTION OF THE AFFORDABLE HOUSING
Client Phone: 6760705-1
Advertiser Phone: 6760705-1
Section/Page/Zone: 2 x 10.5
Description: B&W