



Interoffice Memorandum

March 11, 2019

AGENDA ITEM

TO: Mayor Jerry L. Demings
-AND-
Board of County Commissioners

THRU: Lonnie C. Bell, Jr., Director *Lonnie C Bell*
Community and Family Services Department

FROM: Sonya L. Hill, Manager
Head Start Division
Contact: Khadija Pirzadeh, (407) 836-8912
Sonya Hill, (407) 836-7409

SUBJECT: **Consent Agenda Item – March 26, 2019**
Filing of Head Start Policy Council Program Information and Updates
for the Official County Record

The Head Start Division requests filing of the program information and updates and meeting minutes for the official county record:

Head Start Policy Council Program Information and Updates February 2019
Head Start Policy Council Meeting Minutes January 24, 2019

ACTION REQUESTED: Receipt and filing of Head Start Policy Council Program Information and Updates February 2019 and Head Start Policy Council Meeting Minutes January 24, 2019 for the official county record.

SH/kp:jam

Attachment

- c: Randy Singh, Deputy County Administrator
- Cristina Berrios, Assistant County Attorney, County Attorney's Office
- John Petrelli, Director, Risk Management and Professional Standards
- Yolanda Brown, Manager, Fiscal Division, Community and Family Services Department
- Jamille Clemens, Grants Supervisor, Finance Division
- Nanette Melo, Management & Budget Administrator, Office of Management and Budget



Lonnie C. Bell, Jr.
Director, Family Services

Orange County Government

HEAD START POLICY COUNCIL PROGRAM INFORMATION & UPDATES



Sonya L. Hill
Head Start Division Manager



FEBRUARY 2019



**Orange County
Family Services Department
Head Start Division**



**POLICY COUNCIL
MEETING**

Who: Policy Council Members

Date: THURSDAY, FEBRUARY 21, 2019

Time: 6:30 p.m.

**Location: Great Oaks Village Dining Hall
1768 E. Michigan Street
Orlando, FL 32806**

Child Care Provided
Children's snacks provided

*Sandra Moore:
407-836-8913 (8am-5pm)
Email Sandra.moore2@ocfl.net*

See you there!



AGENDA

Orange County Government • Policy Council Meeting
GOV Dining Hal • 1768 East Michigan Street, Orlando, FL 32806
February 21, 2019 6:30 p.m.

1. *Call to Order – Chairperson*
2. *Roll Call – Secretary*
 - *Confirm Quorum*
3. *Adoption of Agenda*
4. *Secretary Report*
 - a. *Review of Minutes from January 24, 2019*
5. *Officer's Report*
6. *Budget Report*
7. *Report of BCC Vote – Khadija Pirzadeh*
8. *HR Report*
9. *Head Start Division Manager's Report – Sonya Hill, Head Start Division Manager*
10. *Commissioner/Commissioner's Liaison Report*
11. *Service Area Reports –*
PFCE, ERSEA, Mental Health & Disabilities, Nutrition, Medical & Dental, Education
12. *Old Business*
 - a. *COLA Update*
13. *New Business*
 - a. *Roberts Rules Training Update*
 - b. *Parent Testimony*
14. *Public Comment – CHS / EHS*
15. *Adjourn*

Head Start Budget Summary January 2019

Head Start Budget Summary

Below is a statement of financial activity (or an expense sheet). This summarizes all the financial spending over a period of time. In the example below, we are looking at spending on a monthly basis. This report gives the council an understanding of Orange County Head Start's financial health. The accompanying reports are the details in which the summary is created.

Unit Name	Current Budget 2017 - 2018	OCT	NOV	DEC	JAN	Encumbered	TOTAL Budget YTD	BALANCE	TOTAL YTD
7521 - ADMINISTRATION	\$1,418,080	\$69,210	\$91,045	\$86,699	\$153,184	\$27,331	\$340,140	\$987,146	30%
7522 - OPERATIONS	\$11,037,027	\$640,429	\$850,385	\$834,915	\$1,427,421	\$196,334	\$3,753,153	\$7,084,660	36%
7523 - USDA ADMINISTRATION	\$187,474	\$9,905	\$13,393	\$13,221	\$22,222	\$0.00	\$58,742	\$128,732	31%
7524 - USDA OPERATIONS	\$1,791,430	\$12,871	\$100,517	\$72,327	\$240,384	\$915,282	\$426,101	\$475,663	74%
7525 - TRAINING	\$156,870	\$5,344	\$808	\$12,695	\$8,166	\$0.00	\$27,015	\$129,855	17%
7526 - DISABILITIES	\$417,283	\$18,591	\$26,008	\$29,628	\$51,441	\$60,615	\$125,669	\$224,547	46%
7527 - HEALTH AND DENTAL	\$265,090	\$11,126	\$13,232	\$11,815	\$17,225	\$63.58	\$53,398	\$211,628	20%
7528 - PCFE	\$1,632,258	\$85,452	\$121,230	\$119,140	\$184,718	\$0.00	\$510,541	\$1,121,717	31%

Budget Summary Report

Notice of Grant Award (NoA)

Notice of grant award is a legal document given to the intended organization that indicates an award has been made and that funds may be requested from the designated HHS payment system or office. The notice of grant award shows the amount of Federal funds authorized for obligation and the budget period for the approved project. Grantees will find this information helpful, which outlines the conditions of their grant awards.

The NoA is the legal document issued to the receiving organization that indicates an award has been made and that funds may be requested from the designated HHS payment system or office. A NoA, showing the amount of Federal funds authorized for obligation and any future-year commitments, is issued for each budget period in the approved project period (see "Project Period and Budget Period" below). Until an awarding office has issued a NoA for the initial budget period, any costs incurred by the applicant for the project are incurred at its own risk. A revised NoA may be issued during a budget period to effect an action resulting in a change in the period or amount of support or other change in the terms and conditions of award. An awarding office generally will not issue a revised NoA to reflect a recipient's post-award rebudgeting. The NoA sets forth pertinent information about the grant, including, but not limited to, the following:

A recipient indicates acceptance of an award and its associated terms and conditions by drawing or requesting funds from the designated HHS payment system or office.

FAMILY SERVICES MONTHLY EXPENSE REPORT THROUGH JANUARY 31, 2019: FUND: 7009 DEPT: 062 UNIT: 7521 [ADM] - 33% OF FY ELAPSED

OBJECT	APPR	OBJECT NAME	CURRENT BUDGET	OCT	NOV	DEC	JAN	FEB	MAR	PRE-ENC AMOUNT	ENC AMOUNT	TOTAL YTD	BALANCE	% BUDGET USED YTD
1120	1FA	REGULAR SALARIES and WAGES	852,337.00	45,652.80	66,809.49	61,238.14	88,402.69	.00	.00	.00	.00	262,103.12	590,233.88	31%
1130	1FA	OTHER SALARIES and WAGES	20,000.00	753.27	1,031.79	871.01	1,284.99	.00	.00	.00	.00	3,941.06	16,058.94	20%
1140	1FA	OVERTIME	5,000.00	403.65	202.96	396.63	230.29	.00	.00	.00	.00	1,233.53	3,766.47	25%
2110	1FA	FICA TAXES	65,204.00	3,373.19	4,923.64	4,504.78	6,415.81	.00	.00	.00	.00	19,217.42	45,986.58	29%
2120	1FA	RETIREMENT CONTRIBUTION	70,403.00	3,914.26	5,205.37	5,234.88	7,308.77	.00	.00	.00	.00	21,663.28	48,739.72	31%
2130	1FA	LIFE and HEALTH INSURANCE	202,300.00	8,969.59	12,335.86	11,960.86	19,218.09	.00	.00	.00	.00	52,484.40	149,815.60	26%
2131	1FA	HSA/FSA CONTRIBUTION	.00	.00	.00	.00	.00	.00	.00	.00	.00	.00	.00	0%
2200	1FA	PAYMENTS TO OPEB TRUST	5,714.00	.00	.00	.00	.00	.00	.00	.00	.00	.00	5,714.00	0%
		TOTAL SALARIES	1,220,958.00	63,066.76	90,509.11	84,206.30	122,860.64	.00	.00	.00	.00	360,642.81	860,315.19	30%
3125	1FB	INDIRECT COSTS	106,329.00	.00	.00	.00	.00	.00	.00	.00	.00	.00	106,329.00	0%
3179	1FC	CONTRACT SVC EMPLOY AGENT	15,000.00	.00	.00	.00	.00	.00	.00	.00	20,748.00	.00	-5,748.00	138%
3410	1FC	LOCAL TRAVEL	5,800.00	.00	213.52	274.22	384.94	.00	.00	.00	.00	872.68	4,927.32	15%
3510	1FC	POSTAGE and MESSENGER SVCS	200.00	.00	.00	.00	.00	.00	.00	.00	.00	.00	200.00	0%
3530	1FC	TOLL CHARGES	300.00	.00	.00	.00	.00	.00	.00	.00	.00	.00	300.00	0%
3610	1FC	RENTAL OF EQUIPMENT	8,000.00	.00	.00	1,896.18	.00	.00	.00	.00	6,584.34	1,896.18	-480.52	106%
3720	1FC	COMMUNICATIONS	5,000.00	.00	322.56	322.56	322.56	.00	.00	.00	.00	967.68	4,032.32	19%
3820	1FC	MAINTENANCE OF EQUIPMENT	3,500.00	.00	.00	.00	.00	.00	.00	.00	.00	.00	3,500.00	0%
3910	1FC	GRAPHIC REPROD SVCS	500.00	.00	.00	.00	.00	.00	.00	.00	.00	.00	500.00	0%
4010	1FC	DUES and MEMBERSHIPS	8,000.00	6,144.00	.00	.00	.00	.00	.00	.00	.00	6,144.00	1,856.00	77%
4020	1FC	BOOKS, COMPACT DISKS, VIDEOS, AND SUBSCRIPTIONS	50.00	.00	.00	.00	.00	.00	.00	.00	.00	.00	50.00	0%
4110	1FC	OFFICE SUPPLIES (NOT INCLUDING PRINTING)	8,000.00	.00	.00	.00	1,584.32	.00	.00	.00	.00	1,584.32	6,415.68	20%
4115	1FC	MISCELLANEOUS OPERATING SUPPLIES	2,000.00	.00	.00	.00	209.96	.00	.00	.00	.00	209.96	1,790.04	10%
4121	1FC	COMPUTER EQUIPMENT LESS THAN \$500	50.00	.00	.00	.00	.00	.00	.00	.00	.00	.00	50.00	0%
4123	1FC	EQUIPMENT LESS THAN \$1000	4,000.00	.00	.00	.00	314.99	.00	.00	2,462.40	.00	314.99	1,222.61	69%
4412	1FC	PROMOTIONAL EXPENSES	50.00	.00	.00	.00	.00	.00	.00	.00	.00	.00	50.00	0%
4418	1FC	EDUCATIONAL ASSISTANCE PROGRAM	500.00	.00	.00	.00	.00	.00	.00	.00	.00	.00	500.00	0%
4422	1FC	SCHOLARSHIPS, AWARDS, BENEF	2,000.00	.00	.00	.00	21.90	.00	.00	.00	.00	21.90	1,978.10	1%
4482	1FG	SELF INS-PROP CASUALTY	26,843.00	.00	.00	.00	27,485.00	.00	.00	.00	.00	27,485.00	-642.00	102%
		TOTAL OPERATIONS	196,122.00	6,144.00	536.08	2,492.96	30,323.67	.00	.00	2,462.40	27,332.34	39,496.71	126,830.55	35%
		TOTAL UNIT 7521	1,417,080.00	69,210.76	91,045.19	86,699.26	153,184.31	.00	.00	2,462.40	27,332.34	400,139.52	987,145.74	30%

FAMILY SERVICES MONTHLY EXPENSE REPORT THROUGH JANUARY 31, 2019: FUND: 7009 DEPT: 062 UNIT: 7522 [SERVICES] - 33% OF FY ELAPSED

OBJECT	APPR	OBJECT NAME	CURRENT BUDGET	OCT	NOV	DEC	JAN	FEB	MAR	PRE-ENC AMOUNT	ENCUMBERED AMOUNT	TOTAL YTD	BALANCE	% BUDGET USED YTD
1120	1FE	REGULAR SALARIES and WAGES	6,314,429.00	428,948.37	583,652.66	557,649.55	774,244.67	.00	.00	.00	.00	2,344,495.25	3,969,933.75	37%
1130	1FE	OTHER SALARIES and WAGES	50,000.00	8,640.51	11,266.31	10,040.28	10,501.08	.00	.00	.00	.00	40,448.18	9,551.82	81%
1140	1FE	OVERTIME	10,000.00	3,053.41	2,384.15	3,119.96	2,770.09	.00	.00	.00	.00	11,327.61	-1,327.61	113%
2110	1FE	FICA TAXES	483,054.00	32,263.93	43,771.80	41,884.62	58,162.12	.00	.00	.00	.00	176,082.47	306,971.53	36%
2120	1FE	RETIREMENT CONTRIBUTION	521,572.00	36,360.29	48,784.74	46,911.92	65,150.69	.00	.00	.00	.00	197,207.64	324,364.36	38%
2130	1FE	LIFE and HEALTH INSURANCE	2,320,381.00	102,264.10	135,477.12	129,118.49	217,801.67	.00	.00	.00	.00	584,661.38	1,735,719.62	25%
2131	1FE	HSA/FSA CONTRIBUTION	.00	.00	.00	.00	.00	.00	.00	.00	.00	.00	.00	0%
2200	1FE	PAYMENTS TO OPEB TRUST	83,802.00	.00	.00	.00	.00	.00	.00	.00	.00	.00	83,802.00	0%
		TOTAL SALARIES	9,783,238.00	611,530.61	825,336.78	788,724.82	1,128,630.32	.00	.00	.00	.00	3,354,222.53	6,429,015.47	34%
		PAYMENTS TO OTHER GOVERNMENTAL AGENCIES	11,500.00	.00	200.00	584.39	648.00	.00	.00	.00	8,057.00	1,432.39	2,010.61	83%
3170	1FF	JANITORIAL SVC and SUPPLY	12,300.00	1,295.46	647.73	647.73	1,363.67	.00	.00	.00	81.54	3,954.59	8,263.87	33%
3179	1FF	CONTRACT SVC EMPLOY AGENT	1,100.00	.00	.00	2,055.20	812.00	.00	.00	.00	461.30	2,867.20	-2,228.50	303%
3185	1FF	CONTRACT SVC-TRAINING	5,000.00	.00	.00	.00	.00	.00	.00	.00	.00	.00	5,000.00	0%
3192	1FF	SOFTWARE LICENSING SUPPORT FEE	49,700.00	.00	.00	.00	.00	.00	.00	.00	18,226.53	.00	31,473.47	37%
		CONTRACTUAL SERVICES NOT OTHERWISE SPECIFIED	5,500.00	.00	612.50	.00	5,492.85	.00	.00	.00	19,346.70	6,105.35	-19,952.05	463%
3350	1FF	OTHER INSURANCE and BONDS	13,000.00	.00	.00	.00	.00	.00	.00	.00	.00	.00	13,000.00	0%
3410	1FF	LOCAL TRAVEL	12,000.00	.00	641.46	540.88	861.60	.00	.00	.00	.00	2,043.94	9,956.06	17%
3520	1FF	MOVING EXPENSE-CO ASSETS	10,000.00	.00	.00	.00	.00	.00	.00	.00	.00	.00	10,000.00	0%
3530	1FF	TOLL CHARGES	1,500.00	.00	177.18	130.60	135.97	.00	.00	.00	.00	443.75	1,056.25	30%
3610	1FF	RENTAL OF EQUIPMENT	40,000.00	.00	.00	12,861.50	4,544.97	.00	.00	.00	37,515.48	17,406.47	-14,921.95	137%
3620	1FF	LEASES-BUILDINGS/STRUCTURES	330,000.00	20,553.40	10,276.70	10,276.70	10,276.70	.00	.00	.00	.00	51,383.50	278,616.50	16%
3710	1FF	UTILITIES	45,000.00	1,678.74	2,205.84	2,367.26	2,427.59	.00	.00	.00	.00	8,679.43	36,320.57	19%
3720	1FF	COMMUNICATIONS	18,000.00	944.00	2,345.02	2,344.79	2,446.67	.00	.00	.00	.00	8,080.48	9,919.52	45%
		MAINTENANCE OF BUILDINGS, IMPROVEMENTS, AND GROUNDS	40,000.00	677.50	338.75	621.91	338.75	.00	.00	.00	.00	1,976.91	38,023.09	5%
3810	1FF	MAINTENANCE OF EQUIPMENT	40,000.00	.00	.00	4,602.13	2,168.16	.00	.00	.00	12,775.70	6,770.29	20,454.01	49%
		MAINTENANCE OF COMPUTER EQUIPMENT	750.00	.00	.00	.00	.00	.00	.00	.00	.00	.00	750.00	0%
3823	1FF	INTERNAL FLEET MANAGEMENT CHARGES	19,354.00	.00	.00	2,602.78	368.06	.00	.00	.00	.00	2,970.84	16,383.16	15%
3910	1FF	GRAPHIC REPROD SVCS	50.00	.00	.00	.00	.00	.00	.00	.00	.00	.00	50.00	0%
		BOOKS, COMPACT DISKS, VIDEOS, AND SUBSCRIPTIONS	3,000.00	.00	.00	.00	63.99	.00	.00	.00	.00	63.99	2,936.01	2%
4020	1FF	LICENSE AND CERTIFICATION FEES	100.00	.00	.00	125.00	.00	.00	.00	.00	.00	125.00	-25.00	125%
4040	1FF	OFFICE SUPPLIES (NOT INCLUDING PRINTING)	22,000.00	.00	.00	.00	-3.38	.00	.00	.00	.00	-3.38	22,003.38	0%
4110	1FF	MISCELLANEOUS OPERATING SUPPLIES	70,600.00	.00	.00	781.97	728.25	.00	.00	2,880.00	.00	1,510.22	66,209.78	2%
4115	1FF	EVENT/MEAL REIMBURSEMENTS	5,500.00	.00	.00	.00	1,978.06	.00	.00	.00	.00	1,978.06	3,521.94	36%
		COMPUTER EQUIPMENT LESS THAN \$500	50.00	.00	.00	.00	.00	.00	.00	.00	.00	.00	50.00	0%
4121	1FF	EQUIPMENT LESS THAN \$1000	11,750.00	.00	.00	352.00	516.10	.00	.00	.00	.00	868.10	10,881.90	7%
4123	1FF	FOOD and DIETARY	200,959.00	.00	7,123.72	4,191.46	21,362.22	.00	.00	.00	92,889.90	32,677.40	75,391.70	62%
4135	1FF	CLOTHING AND WEARING APPAREL	200.00	.00	.00	.00	.00	.00	.00	.00	.00	.00	200.00	0%
4175	1FF	MISC SUPPLIES OR EXPENSES	50.00	.00	.00	.00	.00	.00	.00	.00	.00	.00	50.00	0%
4195	1FF	PROMOTIONAL EXPENSES	1,500.00	.00	.00	.00	.00	.00	.00	.00	.00	.00	1,500.00	0%
4412	1FF	EDUCATIONAL ASSISTANCE PROGRAM	7,000.00	3,750.00	.00	1,105.52	1,250.00	.00	.00	.00	.00	6,105.52	894.48	87%
4418	1FF	IMPROVEMTS TO NON-COUNTY ASSETS	50.00	.00	.00	.00	.00	.00	.00	.00	.00	.00	50.00	0%
4440	1FF	PARENT ACTIVITY FUND	800.00	.00	.00	.00	.00	.00	.00	.00	.00	.00	800.00	0%
4452	1FN	FIELD TRIPS-HEAD START	15,360.00	.00	.00	.00	.00	.00	.00	.00	2,960.00	.00	12,400.00	19%
4482	1FG	SELF INS-PROP CASUALTY	253,066.00	.00	.00	.00	238,070.00	.00	.00	.00	.00	238,070.00	14,996.00	94%
6410	1FJ	EQUIPMENT	3,250.00	.00	.00	.00	.00	.00	.00	.00	.00	.00	3,250.00	0%
6438	1FJ	COMPUTER EQUIPMENT > \$500	3,300.00	.00	.00	.00	.00	.00	.00	.00	.00	.00	3,300.00	0%
8120	1FF	AID TO OTHER GOVT AGENCIES	500.00	.00	480.00	.00	2,940.00	.00	.00	.00	.00	4,020.00	-6,940.00	1488%
		TOTAL OPERATIONS	1,253,789.00	28,899.10	25,048.90	46,191.82	298,790.23	.00	.00	2,880.00	196,334.15	398,930.05	655,644.80	48%
		TOTAL UNIT 7522	11,037,027.00	640,429.71	850,385.68	834,916.64	1,427,420.55	.00	.00	2,880.00	196,334.15	3,753,152.58	7,084,660.27	36%

FAMILY SERVICES MONTHLY EXPENSE REPORT THROUGH JANUARY 31, 2019: FUND: 7409 DEPT: 062 UNIT: 7523 [ADMIN.] - 33% OF FY ELAPSED

OBJECT	APPR	OBJECT NAME	CURRENT BUDGET	OCT	NOV	DEC	JAN	FEB	MAR	PRE-ENC AMOUNT	ENCUMBERED AMOUNT	TOTAL YTD	BALANCE	% BUDGET USED YTD
1120	1FQ	REGULAR SALARIES and WAGES	118,515.00	7,006.00	9,448.00	9,448.00	14,172.00	.00	.00	.00	.00	40,074.00	78,441.00	34%
1140	1FQ	OVERTIME	4,000.00	71.45	.00	.00	64.55	.00	.00	.00	.00	136.00	3,864.00	3%
2110	1FQ	FICA TAXES	9,066.00	494.69	660.48	660.46	989.86	.00	.00	.00	.00	2,805.49	6,260.51	31%
2120	1FQ	RETIREMENT CONTRIBUTION	9,789.00	584.60	780.40	780.40	1,175.93	.00	.00	.00	.00	3,321.33	6,467.67	34%
2130	1FQ	LIFE and HEALTH INSURANCE	35,700.00	1,748.95	2,332.16	2,332.16	3,775.44	.00	.00	.00	.00	10,188.71	25,511.29	29%
2200	1FQ	PAYMENTS TO OPEB TRUST	1,440.00	.00	.00	.00	.00	.00	.00	.00	.00	.00	1,440.00	0%
		SALARIES	178,510.00	9,905.69	13,221.04	13,221.02	20,177.78	.00	.00	.00	.00	56,525.53	121,984.47	32%
3125	1FP	INDIRECT COSTS	6,543.00	.00	.00	.00	.00	.00	.00	.00	.00	.00	6,543.00	0%
3410	1FR	LOCAL TRAVEL	500.00	.00	172.36	.00	242.03	.00	.00	.00	.00	414.39	85.61	83%
3530	1FR	TOLL CHARGES	50.00	.00	.00	.00	.00	.00	.00	.00	.00	.00	50.00	0%
3820	1FR	MAINTENANCE OF EQUIPMENT	50.00	.00	.00	.00	.00	.00	.00	.00	.00	.00	50.00	0%
4110	1FR	OFFICE SUPPLIES (NOT INCLUDING PRINTING)	50.00	.00	.00	.00	.00	.00	.00	.00	.00	.00	50.00	0%
4418	1FR	EDUCATIONAL ASSISTANCE PROGRAM	50.00	.00	.00	.00	.00	.00	.00	.00	.00	.00	50.00	0%
4482	1FS	SELF INS-PROP CASUALTY	1,721.00	.00	.00	.00	1,802.00	.00	.00	.00	.00	1,802.00	-81.00	105%
		OPERATIONS	8,964.00	.00	172.36	.00	2,044.03	.00	.00	.00	.00	2,216.39	6,747.61	25%
		TOTAL UNIT 7523	187,474.00	9,905.69	13,393.40	13,221.02	22,221.81	.00	.00	.00	.00	58,741.92	128,732.08	31%

FAMILY SERVICES MONTHLY EXPENSE REPORT THROUGH JANUARY 31, 2019: FUND: 7409 DEPT: 062 UNIT: 7524 [SERVICES] - 33% OF FY ELAPSED

OBJ	APR	OBJECT NAME	CURRENT BUDGET	OCT	NOV	DEC	JAN	FEB	MAR	PRE-ENC AMOUNT	ENCUMBERED AMOUNT	TOTAL YTD	BALANCE	% BUDGET USED YTD
1120	1FT	REGULAR SALARIES and WAGES	121,496.00	8,437.96	11,355.39	11,342.78	16,967.65	.00	.00	.00	.00	48,103.78	73,392.22	40%
2110	1FT	FICA TAXES	9,294.00	596.32	803.09	802.16	1,198.70	.00	.00	.00	.00	3,400.27	5,893.73	37%
2120	1FT	RETIREMENT CONTRIBUTION	10,036.00	696.96	937.94	936.90	1,401.49	.00	.00	.00	.00	3,973.29	6,062.71	40%
2130	1FT	LIFE and HEALTH INSURANCE	71,400.00	3,140.68	4,187.82	4,187.82	6,620.40	.00	.00	.00	.00	18,136.72	53,263.28	25%
2131	1FT	HSA/FSA CONTRIBUTION	.00	.00	.00	.00	.00	.00	.00	.00	.00	.00	.00	0%
2200	1FT	PAYMENTS TO OPEB TRUST	2,880.00	.00	.00	.00	.00	.00	.00	.00	.00	.00	2,880.00	0%
		SALARIES	215,106.00	12,871.92	17,284.24	17,269.66	26,188.24	.00	.00	.00	.00	73,614.06	141,491.94	34%
3170	1FU	JANITORIAL SVC and SUPPLY	1,500.00	.00	.00	.00	.00	.00	.00	.00	1,658.43	.00	-158.43	111%
4115	1FU	MISCELLANEOUS OPERATING SUPPLIES	8,000.00	.00	.00	.00	18.62	.00	.00	.00	4,264.55	18.62	3,716.83	54%
4130	1FU	HOUSEHOLD AND KITCHEN SUPPLIES	3,200.00	.00	.00	.00	486.99	.00	.00	.00	.00	486.99	2,713.01	15%
4135	1FU	FOODandDIETARY	1,575,104.00	.00	83,233.29	55,058.24	202,358.77	.00	.00	.00	909,358.86	340,650.30	325,094.84	79%
4482	1FS	SELF INS-PROP CASUALTY	14,136.00	.00	.00	.00	11,331.00	.00	.00	.00	.00	11,331.00	2,805.00	80%
		OPERATIONS	1,601,940.00	.00	83,233.29	55,058.24	214,195.38	.00	.00	.00	915,281.84	352,486.91	334,171.25	79%
		TOTAL UNIT 7524	1,817,046.00	12,871.92	100,517.53	72,327.90	240,383.62	.00	.00	.00	915,281.84	426,100.97	475,663.19	74%

FAMILY SERVICES MONTHLY EXPENSE REPORT THROUGH JANUARY 31, 2019: FUND: 7009 DEPT: 062 UNIT: 7525 [TRAINING] - 33% OF FY ELAPSED

OBJECT	APPR	OBJECT NAME	CURRENT							PRE-ENC AMOUNT	ENCUMBERED AMOUNT	TOTAL		% BUDGET USED YTD
			BUDGET	OCT	NOV	DEC	JAN	FEB	MAR			YTD	BALANCE	
3185	1FH	CONTRACT SVC-TRAINING CONTRACTUAL SERVICES NOT OTHERWISE SPECIFIED	13,500.00	.00	.00	.00	.00	.00	.00	.00	.00	.00	13,500.00	0%
3197	1FH	OTHERWISE SPECIFIED	625.00	.00	.00	.00	.00	.00	.00	.00	.00	.00	625.00	0%
3420	1FH	OUT OF COUNTY TRAVEL	39,400.00	2,294.50	808.97	4,861.28	4,019.68	.00	.00	.00	.00	11,984.43	27,415.57	30%
3610	1FH	RENTAL OF EQUIPMENT	2,000.00	.00	.00	.00	.00	.00	.00	.00	.00	.00	2,000.00	0%
3620	1FH	LEASES-BUILDINGS/STRUCTURES	2,000.00	3,050.00	.00	.00	.00	.00	.00	.00	.00	3,050.00	-1,050.00	153%
3910	1FH	GRAPHIC REPROD SVCS BOOKS, COMPACT DISKS, VIDEOS, AND SUBSCRIPTIONS	2,000.00	.00	.00	.00	.00	.00	.00	.00	.00	.00	2,000.00	0%
4020	1FH	SUBSCRIPTIONS	1,000.00	.00	.00	.00	.00	.00	.00	.00	.00	.00	1,000.00	0%
4030	1FH	TRAINING AND EDUCATIONAL COST	88,754.00	.00	.00	7,859.36	3,621.01	.00	.00	.00	.00	11,480.37	77,273.63	13%
4040	1FH	LICENSE AND CERTIFICATION FEES OFFICE SUPPLIES (NOT INCLUDING PRINTING)	1,500.00	.00	.00	-75.00	-75.00	.00	.00	.00	.00	-150.00	1,650.00	-10%
4110	1FH	PRINTING)	1,500.00	.00	.00	.00	.00	.00	.00	.00	.00	.00	1,500.00	0%
4115	1FH	MISCELLANEOUS OPERATING SUPPLIES	1,591.00	.00	.00	.00	.00	.00	.00	.00	.00	.00	1,591.00	0%
4116	1FH	EVENT/MEAL REIMBURSEMENTS	2,000.00	.00	.00	50.00	600.00	.00	.00	.00	.00	650.00	1,350.00	33%
4418	1FH	EDUCATIONAL ASSISTANCE PROGRAM	1,000.00	.00	.00	.00	.00	.00	.00	.00	.00	.00	1,000.00	0%
		OPERATIONS	156,870.00	5,344.50	808.97	12,695.64	8,165.69	.00	.00	.00	.00	27,014.80	129,855.20	17%
		TOTAL UNIT 7525	156,870.00	5,344.50	808.97	12,695.64	8,165.69	.00	.00	.00	.00	27,014.80	129,855.20	17%

FAMILY SERVICES MONTHLY EXPENSE REPORT THROUGH JANUARY 31, 2019: FUND: 7009 DEPT: 062 UNIT: 7526 [DISABILITY] - 33% OF FY ELAPSED

OBJECT	APPR	OBJECT NAME	CURRENT BUDGET	OCT	NOV	DEC	JAN	FEB	MAR	PRE-ENC AMOUNT	ENCUMBERED AMOUNT	TOTAL YTD	BALANCE	% BUDGET USED YTD
1120	1FI	REGULAR SALARIES and WAGES	216,391.00	13,309.53	17,665.60	17,665.60	26,897.60	.00	.00	.00	.00	75,538.33	140,852.67	35%
1140	1FI	OVERTIME	1,500.00	63.66	.00	.00	1,229.43	.00	.00	.00	.00	1,293.09	206.91	86%
2110	1FI	FICA TAXES	16,554.00	908.55	1,198.82	1,198.82	1,933.81	.00	.00	.00	.00	5,240.00	11,314.00	32%
2120	1FI	RETIREMENT CONTRIBUTION	17,874.00	1,104.63	1,459.18	1,459.18	2,323.29	.00	.00	.00	.00	6,346.28	11,527.72	36%
2130	1FI	LIFE and HEALTH INSURANCE	47,600.00	3,205.28	4,274.18	4,274.18	6,254.07	.00	.00	.00	.00	18,007.71	29,592.29	38%
2131	1FI	HSA/FSA CONTRIBUTION	.00	.00	.00	.00	.00	.00	.00	.00	.00	.00	.00	0%
2200	1FI	PAYMENTS TO OPEB TRUST	1,524.00	.00	.00	.00	.00	.00	.00	.00	.00	.00	1,524.00	0%
		TOTAL SALARIES	301,443.00	18,591.65	24,597.78	24,597.78	38,638.20	.00	.00	.00	.00	106,425.41	195,017.59	35%
3195	1FK	CONTRACT SERVICES MEDICAL	75,000.00	.00	1,050.00	4,421.00	3,329.00	.00	.00	.00	60,615.00	8,800.00	5,585.00	93%
3410	1FK	LOCAL TRAVEL	3,300.00	.00	145.78	284.90	235.63	.00	.00	.00	.00	666.31	2,633.69	20.19
3530	1FK	TOLL CHARGES	200.00	.00	.00	15.26	8.72	.00	.00	.00	.00	23.98	176.02	12%
3720	1FK	COMMUNICATIONS	2,500.00	.00	215.04	215.04	215.04	.00	.00	.00	.00	645.12	1,854.88	26%
		BOOKS, COMPACT DISKS, VIDEOS, AND SUBSCRIPTIONS	2,500.00	.00	.00	.00	149.00	.00	.00	.00	.00	149.00	2,351.00	6%
4040	1FK	LICENSE AND CERTIFICATION FEES	500.00	.00	.00	.00	.00	.00	.00	.00	.00	.00	500.00	0%
		OFFICE SUPPLIES (NOT INCLUDING PRINTING)	3,200.00	.00	.00	94.34	.00	.00	.00	.00	.00	94.34	3,105.66	3%
4115	1FK	MISCELLANEOUS OPERATING SUPPLIES	22,500.00	.00	.00	.00	98.03	.00	.00	6,451.50	.00	98.03	15,950.47	29%
		COMPUTER EQUIPMENT LESS THAN \$500	50.00	.00	.00	.00	.00	.00	.00	.00	.00	.00	50.00	0%
4418	1FK	EDUCATIONAL ASSISTANCE PROGRAM	500.00	.00	.00	.00	.00	.00	.00	.00	.00	.00	500.00	0%
4482	1FK	SELF INS-PROP CASUALTY	5,590.00	.00	.00	.00	8,767.00	.00	.00	.00	.00	8,767.00	-3,177.00	157%
		TOTAL OPERATIONS	115,840.00	.00	1,410.82	5,030.54	12,802.42	.00	.00	6,451.50	60,615.00	19,243.78	29,529.72	75%
		TOTAL UNIT 7526	417,283.00	18,591.65	26,008.60	29,628.32	51,440.62	.00	.00	6,451.50	60,615.00	125,669.19	224,547.31	46%

FAMILY SERVICES MONTHLY EXPENSE REPORT THROUGH JANUARY 31, 2019: FUND: 7009 DEPT: 062 UNIT: 7527 [CHILDHOOD HEALTH & DEVELOPMENT] - 33% OF FY ELAPSED

OBJECT	APPR	OBJECT NAME	CURRENT							PRE-ENC AMOUNT	ENCUMBERED AMOUNT	TOTAL		% BUDGET USED YTD	
			BUDGET	OCT	NOV	DEC	JAN	FEB	MAR			YTD	BALANCE		
1120	1FV	REGULAR SALARIES and WAGES	146,789.00	8,410.02	9,188.48	8,923.60	11,847.00	.00	.00	.00	.00	38,369.10	108,419.90	26%	
1140	1FV	OVERTIME	1,140.00	31.10	950.54	66.23	.00	.00	.00	.00	.00	1,047.87	92.13	92%	
2110	1FV	FICA TAXES	11,229.00	626.82	757.16	669.60	908.11	.00	.00	.00	.00	2,961.69	8,267.31	26%	
2120	1FV	RETIREMENT CONTRIBUTION	12,125.00	697.24	832.49	742.57	978.58	.00	.00	.00	.00	3,250.88	8,874.12	27%	
2130	1FV	LIFE and HEALTH INSURANCE	47,600.00	1,360.87	1,227.92	1,227.92	3,191.23	.00	.00	.00	.00	7,007.94	40,592.06	15%	
2131	1FV	HSA/FSA CONTRIBUTION	.00	.00	.00	.00	.00	.00	.00	.00	.00	.00	.00	0%	
2200	1FV	PAYMENTS TO OPEB TRUST	1,143.00	.00	.00	.00	.00	.00	.00	.00	.00	.00	1,143.00	0%	
		TOTAL SALARIES	220,026.00	11,126.05	12,956.59	11,629.92	16,924.92	.00	.00	.00	.00	52,637.48	167,388.52	24%	
3179	1FW	CONTRACT SVC EMPLOY AGENT	10,000.00	.00	.00	.00	.00	.00	.00	.00	.00	.00	10,000.00	0%	
3195	1FW	CONTRACT SERVICES MEDICAL	5,000.00	.00	.00	.00	.00	.00	.00	.00	.00	.00	5,000.00	0%	
3410	1FW	LOCAL TRAVEL	1,000.00	.00	98.75	.00	95.23	.00	.00	.00	.00	193.98	806.02	19%	
3530	1FW	TOLL CHARGES	200.00	.00	.00	.00	8.37	.00	.00	.00	.00	8.37	191.63	4%	
3720	1FW	COMMUNICATIONS	2,880.00	.00	176.98	185.23	196.01	.00	.00	.00	.00	558.22	2,321.78	19%	
4020	1FW	BOOKS, COMPACT DISKS, VIDEOS, AND SUBSCRIPTIONS	84.00	.00	.00	.00	.00	.00	.00	.00	.00	.00	84.00	0%	
4110	1FW	OFFICE SUPPLIES (NOT INCLUDING PRINTING)	2,000.00	.00	.00	.00	.00	.00	.00	.00	.00	.00	2,000.00	0%	
4115	1FW	MISCELLANEOUS OPERATING SUPPLIES	7,500.00	.00	.00	.00	.00	.00	.00	.00	.00	63.58	7,436.42	1%	
4121	1FW	COMPUTER EQUIPMENT LESS THAN \$500	50.00	.00	.00	.00	.00	.00	.00	.00	.00	.00	50.00	0%	
4123	1FW	EQUIPMENT LESS THAN \$1000	2,100.00	.00	.00	.00	.00	.00	.00	.00	.00	.00	2,100.00	0%	
4143	1FW	MEDandSURG SUPPLIES	6,750.00	.00	.00	.00	.00	.00	.00	.00	.00	.00	6,750.00	0%	
4418	1FW	EDUCATIONAL ASSISTANCE PROGRAM	500.00	.00	.00	.00	.00	.00	.00	.00	.00	.00	500.00	0%	
8120	1FW	AID TO OTHER GOVT AGENCIES	7,000.00	.00	.00	.00	.00	.00	.00	.00	.00	.00	7,000.00	0%	
		TOTAL OPERATIONS	45,064.00	.00	275.73	185.23	299.61	.00	.00	.00	.00	63.58	760.57	2%	
		TOTAL UNIT 7527	265,090.00	11,126.05	13,232.32	11,815.15	17,224.53	.00	.00	.00	.00	63.58	53,398.05	21,628.37	20%

FAMILY SERVICES MONTHLY EXPENSE REPORT THROUGH JANUARY 31, 2019: FUND: 7009 DEPT: 062 UNIT: 7528 [PARENT, FAMILY & COMMUNITY] - 33% OF FY ELAPSED

OBJECT	APPR	OBJECT NAME	CURRENT							PRE-ENC AMOUNT	ENCUMBERED AMOUNT	TOTAL		% BUDGET USED YTD
			BUDGET	OCT	NOV	DEC	JAN	FEB	MAR			YTD	BALANCE	
1120	1FX	REGULAR SALARIES and WAGES	1,057,816.00	61,526.41	86,950.40	82,939.06	122,910.73	.00	.00	.00	.00	354,326.60	703,489.40	33%
1130	1FX	OTHER SALARIES and WAGES	20,000.00	.00	2,588.74	2,151.68	5,614.54	.00	.00	.00	.00	10,354.96	9,645.04	52%
1140	1FX	OVERTIME	5,000.00	1,013.03	366.99	1,049.50	1,066.47	.00	.00	.00	.00	3,495.99	1,504.01	70%
2110	1FX	FICA TAXES	80,923.00	4,545.59	6,537.04	6,250.66	9,451.31	.00	.00	.00	.00	26,784.60	54,138.40	33%
2120	1FX	RETIREMENT CONTRIBUTION	87,376.00	5,150.79	6,871.19	6,937.45	10,326.94	.00	.00	.00	.00	29,286.37	58,089.63	34%
2130	1FX	LIFE and HEALTH INSURANCE	333,200.00	13,216.52	17,624.10	19,538.60	30,510.54	.00	.00	.00	.00	80,889.76	252,310.24	24%
2131	1FX	HSA/FSA CONTRIBUTION	.00	.00	.00	.00	.00	.00	.00	.00	.00	.00	.00	0%
2200	1FX	PAYMENTS TO OPEB TRUST	11,427.00	.00	.00	.00	.00	.00	.00	.00	.00	.00	11,427.00	0%
		TOTAL SALARIES	1,595,742.00	85,452.34	120,938.46	118,866.95	179,880.53	.00	.00	.00	.00	505,138.28	1,090,603.72	32%
3410	1FY	LOCAL TRAVEL	3,000.00	.00	95.71	77.66	153.32	.00	.00	.00	.00	326.69	2,673.31	11%
3530	1FY	TOLL CHARGES	200.00	.00	.00	.00	.00	.00	.00	.00	.00	.00	200.00	0%
3720	1FY	COMMUNICATIONS	5,000.00	.00	196.01	196.01	196.01	.00	.00	.00	.00	588.03	4,411.97	12%
4020	1FY	BOOKS, COMPACT DISKS, VIDEOS, AND SUBSCRIPTIONS	50.00	.00	.00	.00	1,672.38	.00	.00	.00	.00	1,672.38	-1,622.38	3345%
4110	1FY	OFFICE SUPPLIES (NOT INCLUDING PRINTING)	7,000.00	.00	.00	.00	108.95	.00	.00	.00	.00	108.95	6,891.05	2%
4115	1FY	MISCELLANEOUS OPERATING SUPPLIES COMPUTER EQUIPMENT LESS THAN \$500	500.00	.00	.00	.00	.00	.00	.00	.00	.00	.00	500.00	0%
4121	1FY	EQUIPMENT LESS THAN \$1000	500.00	.00	.00	.00	477.84	.00	.00	.00	.00	477.84	22.16	96%
4412	1FY	PROMOTIONAL EXPENSES	7,000.00	.00	.00	.00	1,499.99	.00	.00	.00	.00	1,499.99	5,500.01	21%
4418	1FY	EDUCATIONAL ASSISTANCE PROGRAM	4,000.00	.00	.00	.00	.00	.00	.00	.00	.00	.00	4,000.00	0%
4450	1FY	PARENT ACTIVITY FUND	9,216.00	.00	.00	.00	729.29	.00	.00	.00	.00	729.29	8,486.71	8%
		TOTAL OPERATIONS	36,516.00	.00	291.72	273.67	4,837.78	.00	.00	.00	.00	5,403.17	31,112.83	15%
		TOTAL UNIT 7528	1,632,258.00	85,452.34	121,230.18	119,140.62	184,718.31	.00	.00	.00	.00	510,541.45	1,121,716.55	31%

FAMILY SERVICES MONTHLY EXPENSE REPORT THROUGH JANUARY 31, 2019: FUND: 0001 DEPT: 062 UNIT: 7529 [GENERAL FUND] - 33% OF FY ELAPSED

OBJECT	APPR	OBJECT NAME	CURRENT BUDGET	OCT	NOV	DEC	JAN	FEB	MAR	PRE-ENC AMOUNT	ENCUMBERED AMOUNT	TOTAL YTD	BALANCE	% BUDGET USED YTD
1120	HZE	REGULAR SALARIES and WAGES	97,414.00	5,556.40	7,492.80	7,492.80	11,239.20	.00	.00	.00	.00	31,781.20	65,632.80	33%
1130	HZE	OTHER SALARIES and WAGES	.00	.00	.00	.00	.00	.00	.00	.00	.00	.00	.00	0%
2110	HZE	FICA TAXES	7,452.00	408.75	551.45	551.47	825.98	.00	.00	.00	.00	2,337.65	5,114.35	31%
2120	HZE	RETIREMENT CONTRIBUTION	8,047.00	458.96	618.90	618.90	928.35	.00	.00	.00	.00	2,625.11	5,421.89	33%
2130	HZE	LIFE and HEALTH INSURANCE	23,800.00	1,174.22	1,565.80	1,565.80	2,490.87	.00	.00	.00	.00	6,796.69	17,003.31	29%
2131	HZE	HSA/FSA CONTRIBUTION	.00	.00	.00	.00	.00	.00	.00	.00	.00	.00	.00	0%
		TOTAL SALARIES	136,713.00	7,598.33	10,228.95	10,228.97	15,484.40	.00	.00	.00	.00	43,540.65	93,172.35	32%
		CONTRACTUAL SERVICES NOT OTHERWISE SPECIFIED	22,800.00	.00	.00	.00	.00	.00	.00	.00	.00	.00	22,800.00	0%
3410	HZE	LOCAL TRAVEL	100.00	.00	.00	.00	.00	.00	.00	.00	.00	.00	100.00	0%
3810	HZE	MAINTENANCE OF BUILDINGS, IMPROVEMENTS, AND GROUNDS	135,024.00	.00	.00	46,347.71	.00	.00	.00	.00	.00	46,347.71	88,676.29	34%
4110	HZE	OFFICE SUPPLIES (NOT INCLUDING PRINTING)	50.00	.00	.00	.00	.00	.00	.00	.00	.00	.00	50.00	0%
4115	HZE	MISCELLANEOUS OPERATING SUPPLIES	300.00	.00	.00	-7.22	7.22	.00	.00	.00	.00	.00	300.00	0%
4135	HZE	FOOD and DIETARY	150.00	.00	.00	.00	103.79	.00	.00	.00	513.00	103.79	-466.79	411%
4452	HZE	FIELD TRIPS-HEAD START	50.00	18,432.00	-18,432.00	.00	.00	.00	.00	.00	.00	.00	50.00	0%
6310	HZE	STRUCT and FAC OTH TH BLDGS	2,507.00	.00	.00	.00	196.00	.00	.00	.00	2,310.16	196.00	.84	100%
		TOTAL OPERATIONS	160,981.00	18,432.00	-18,432.00	46,340.49	307.01	.00	.00	.00	2,823.16	46,647.50	111,510.34	31%
		TOTAL UNIT 7529	297,694.00	26,030.33	-8,203.05	56,569.46	15,791.41	.00	.00	.00	2,823.16	90,188.15	204,682.69	31%

FAMILY SERVICES MONTHLY EXPENSE REPORT THROUGH JANUARY 31, 2019: FUND: 8290 DEPT: 062 UNIT: 7537 [VOLUNTARY PRE-K]

OBJECT	APPR	OBJECT NAME	CURRENT							PRE-ENC AMOUNT	ENCUMBERED AMOUNT	TOTAL		% BUDGET USED YTD
			BUDGET	OCT	NOV	DEC	JAN	FEB	MAR			YTD	BALANCE	
1120	9EA	REGULAR SALARIES and WAGES	612,073.00	1,689.60	2,586.72	32,317.49	110,255.98	.00	.00	.00	.00	146,849.79	465,223.21	23.99
1140	9EA	OVERTIME	.00	.00	.00	.00	128.16	.00	.00	.00	.00	128.16	-128.16	.00
2110	9EA	FICA TAXES	47,164.00	96.44	152.32	2,328.61	8,088.52	.00	.00	.00	.00	10,665.89	36,498.11	22.61
2120	9EA	RETIREMENT CONTRIBUTION	50,458.00	139.57	188.20	2,706.60	9,301.90	.00	.00	.00	.00	12,336.27	38,121.73	24.45
2130	9EA	LIFE and HEALTH INSURANCE	282,158.00	993.82	1,325.14	8,420.45	24,878.64	.00	.00	.00	.00	35,618.05	246,539.95	12.62
		TOTAL SALARIES	991,853.00	2,919.43	4,252.38	45,773.15	152,653.20	.00	.00	.00	.00	205,598.16	786,254.84	20.73
3125	9EB	INDIRECT COSTS	42,498.00	.00	.00	.00	.00	.00	.00	.00	.00	.00	42,498.00	.00
3185	9EC	CONTRACT SVC-TRAINING	1,400.00	.00	.00	.00	.00	.00	.00	.00	.00	.00	1,400.00	.00
3410	9EC	LOCAL TRAVEL	100.00	.00	.00	2.68	.00	.00	.00	.00	.00	2.68	97.32	2.68
4020	9EC	BOOKS, COMPACT DISKS, VIDEOS, AND SUBSCRIPTIONS	25,000.00	.00	.00	.00	.00	.00	.00	.00	.00	.00	25,000.00	.00
4110	9EC	OFFICE SUPPLIES (NOT INCLUDING PRINTING)	31,255.00	.00	.00	.00	.00	.00	.00	.00	.00	.00	31,255.00	.00
4115	9EC	MISCELLANEOUS OPERATING SUPPLIES	30,000.00	.00	.00	.00	.00	.00	.00	.00	.00	.00	30,000.00	.00
4123	9EC	EQUIPMENT LESS THAN \$1000	10,000.00	.00	.00	.00	.00	.00	.00	.00	.00	.00	10,000.00	.00
4482	9EC	SELF INS-PROP CASUALTY	155.00	.00	.00	.00	188.00	.00	.00	.00	.00	188.00	-33.00	121.29
		TOTAL OPERATIONS	140,408.00	.00	.00	2.68	188.00	.00	.00	.00	.00	190.68	140,217.32	.14
		TOTAL UNIT 7537	1,132,261.00	2,919.43	4,252.38	45,775.83	152,841.20	.00	.00	.00	.00	205,788.84	926,472.16	18.18

2018 – 2019 COLA Salary Plans

New Positions

Position Title	Job Code	Salary	FICA	Retirement	Insurance	Total Increase
Registered Nurse	4020	\$47,538.00	\$3,636.00	\$3,926.00	\$11,900.00	\$67,000.00
Family Service Worker	8413	\$34,800.00	\$2,700.00	\$2,900.00	\$11,900.00	\$52,300.00
Maintenance Tech	3420	\$28,579.00	\$2,174.00	\$2,347.00	\$11,900.00	\$45,000.00
Totals		\$110,917.00	\$8,510.00	\$9,173.00	\$35,700.00	\$164,300.00

Current Positions (Increasing work weeks to 52)

Sr. Family Service Worker	8414	\$2,600.00	\$200.00	\$250.00	\$0.00	\$3,050.00
Sr. Family Service Worker	8414	\$2,600.00	\$200.00	\$250.00	\$0.00	\$3,050.00
Licensed Practical Nurse	4015	\$2,450.00	\$175.00	\$200.00	\$0.00	\$2,825.00
Licensed Practical Nurse	4015	\$2,450.00	\$175.00	\$200.00	\$0.00	\$2,825.00
Licensed Practical Nurse	4015	\$2,450.00	\$175.00	\$200.00	\$0.00	\$2,825.00
Licensed Practical Nurse	4015	\$2,450.00	\$175.00	\$200.00	\$0.00	\$2,825.00
Totals		\$15,000.00	\$1,100.00	\$1,300.00	\$0.00	\$17,400.00

Other Items Included

Amount Allocated	Description	Items	Cost
\$40,000.00	Ford F – 150 Eco-boost truck	Vehicle	\$40,000.00
\$4,500.00	Wireless Barcode Scanners	85 Classroom Scanners	\$4,500.00
\$5,117.00	Outdoor toys and privacy areas	Privacy Area, Sensory, Therapy Outdoor Toys	\$5,117.00
Totals			\$49,617.00

ORANGE COUNTY, FL

RUN DATE: 11-01-2018
 RUN TIME: 07:26:32

SUMMARY TRIAL BALANCE BY FUND
 For Fiscal Period 1 for FY 2019

PAGE: 274
 Fund# (230/296)

Fund	B.S.Account	Type	Ind.	Obj.	Rev.Src	Begin Balance	Total Debits	Total Credits	Ending Balance
7009	1000	DISBUR	CLEAR	1		0.00	171,918.37	171,918.37	0.00
7009	1001	EFT DISB	CLRG	1		0.00	23,715.47	23,715.47	0.00
7009	1003	PAYROLL	CLRG	1		0.00	744,985.32	744,985.32	0.00
7009	1010	POOLED	CASH	1		0.00	928,450.90	950,200.56	21,749.66-
Total Assets						0.00	1,869,070.06	1,890,819.72	21,749.66-
7009	4010	ACCOUNTS	PAY	2		0.00	37,511.22	37,511.22	0.00
7009	4015	UNCLAIM	OUTS	2		0.00	0.00	29.29	29.29-
7009	4016	ABANDONED	PR	2		0.00	0.00	7.03	7.03-
7009	4017	GARNISHMNTS		2		0.00	2,492.99	2,492.99	0.00
7009	4251	RETMT PAY	EMPYE2			0.00	0.00	16,461.16	16,461.16-
7009	4252	HSA EMPLOYEE		2		0.00	2,451.21	2,451.21	0.00
7009	4254	TOBAC	PAYBL	2		0.00	37.50	37.50	0.00
7009	4256	MED BENFLX		2		0.00	143,392.50	143,392.51	0.01-
7009	4257	FLEX SPDG	AC	2		0.00	1,985.26	1,737.09	248.17
7009	4258	NON-MED	BNFLX	2		0.00	11,679.29	11,679.29	0.00
7009	4260	SALARIES	PAY	2		0.00	182,849.20	0.00	182,849.20
7009	4263	RETMT PAY	EMPYR2			0.00	0.00	47,244.04	47,244.04-
7009	4265	DEF	COMP	2		0.00	5,691.71	5,691.71	0.00
7009	4267	CHAR	CONT	2		0.00	2,297.84	2,009.11	288.73
7009	4268	SUP	INSUR	2		0.00	1,098.12	960.86	137.26
7009	4271	ROTH	DEF COMP	2		0.00	1,297.81	1,281.78	16.03
Total Liabilities						0.00	392,784.65	272,986.79	119,797.86
7009				1120	REG SALARIES	0.00	557,847.13	0.00	557,847.13
7009				1130	OTHER SALARI	0.00	9,393.78	0.00	9,393.78
7009				1140	OVERTIME	0.00	4,564.85	0.00	4,564.85
7009				2110	FICA TAXES	0.00	41,718.08	0.00	41,718.08
7009				2120	RETIREMENT C	0.00	47,227.21	0.00	47,227.21
7009				2130	LIFE HLTH IN	0.00	129,016.36	0.00	129,016.36
7009				3170	JANITORIAL S	0.00	2,590.92	1,295.46	1,295.46
7009				3420	OUT CNTY TRV	0.00	4,659.00	2,364.50	2,294.50

ORANGE COUNTY, FL

RUN DATE: 11-01-2018
 RUN TIME: 07:26:32

SUMMARY TRIAL BALANCE BY FUND
 For Fiscal Period 1 for FY 2019

PAGE: 275
 Fund# (230/296)

Fund	B.S.Account	Type	Ind.	Obj.	Rev.Src	Begin Balance	Total Debits	Total Credits	Ending Balance
7009				3620	LEASES-BUILDING	0.00	44,156.80	20,553.40	23,603.40
7009				3710	UTILITIES	0.00	3,357.48	1,678.74	1,678.74
7009				3720	COMMUNICATIO	0.00	1,888.00	944.00	944.00
7009				3810	MAINTENANCE OF	0.00	1,355.00	677.50	677.50
7009				4010	DUESandMEMBERS	0.00	12,288.00	6,144.00	6,144.00
7009				4418	ED ASSIST PR	0.00	3,750.00	0.00	3,750.00
Total Expenditure						0.00	863,812.61	33,657.60	830,155.01
7009				6440	SALE SUR FUR	0.00	0.00	33.33	33.33-
7009				8130	GEN FD-INTRF	0.00	0.00	928,169.88	928,169.88-
Total Revenue						0.00	0.00	928,203.21	928,203.21-
Total for fund 7009						0.00	3,125,667.32	3,125,667.32	0.00

ORANGE COUNTY, FL

RUN DATE: 12-03-2018
 RUN TIME: 08:24:23

SUMMARY TRIAL BALANCE BY FUND
 For Fiscal Period 2 for FY 2019

PAGE: 283
 Fund# (232/313)

Fund	B.S.Account	Type	Ind.	Obj.	Rev.Src	Begin Balance	Total Debits	Total Credits	Ending Balance	
7009	1000	DISBUR	CLEAR	1		0.00	213,465.11	213,465.11	0.00	
7009	1001	EFT DISB	CLRG	1		0.00	17,919.84	17,919.84	0.00	
7009	1003	PAYROLL	CLRG	1		0.00	762,761.94	762,761.94	0.00	
7009	1010	POOLED	CASH	1		21,749.66-	1,075,089.26	1,075,144.30	21,804.70-	
Total Assets						21,749.66-	2,069,236.15	2,069,291.19	21,804.70-	
7009	4010	ACCOUNTS	PAY	2		0.00	26,416.43	33,457.69	7,041.26-	
7009	4015	UNCLAIM	OUTS	2		29.29-	0.00	0.00	29.29-	
7009	4016	ABANDONED	PR	2		7.03-	0.00	0.00	7.03-	
7009	4017	GARNISHMNTS		2		0.00	4,311.42	4,311.42	0.00	
7009	4251	RETMT	PAY EMPYE2			16,461.16-	16,461.16	22,441.34	22,441.34-	
7009	4252	HSA	EMPLOYEE	2		0.00	2,915.36	2,915.36	0.00	
7009	4253	HSA	EMPLOYER	2		0.00	1,125.00	1,125.00	0.00	
7009	4254	TOBAC	PAYBL	2		0.00	50.00	50.00	0.00	
7009	4256	MED	BENFLX	2		0.01-	189,530.46	189,530.46	0.01-	
7009	4257	FLEX	SPDG AC	2		248.17	1,985.30	1,985.30	248.17	
7009	4258	NON-MED	BNFLX	2		0.00	15,392.16	15,392.16	0.00	
7009	4260	SALARIES	PAY	2		182,849.20	0.00	0.00	182,849.20	
7009	4263	RETMT	PAY EMPYR2			47,244.04-	47,244.04	64,433.21	64,433.21-	
7009	4265	DEF	COMP	2		0.00	9,951.56	9,951.56	0.00	
7009	4267	CHAR	CONT	2		288.73	2,281.84	2,281.84	288.73	
7009	4268	SUP	INSUR	2		137.26	1,098.12	1,098.12	137.26	
7009	4271	ROTH	DEF COMP	2		16.03	1,841.35	1,857.38	0.00-	
Total Liabilities						119,797.86	320,604.20	350,830.84	89,571.22	
7009					1120	REG SALARIES	557,847.13	764,266.63	0.00	1,322,113.76
7009					1130	OTHER SALARI	9,393.78	14,886.84	0.00	24,280.62
7009					1140	OVERTIME	4,564.85	3,904.64	0.00	8,469.49
7009					2110	FICA TAXES	41,718.08	57,188.46	0.00	98,906.54
7009					2120	RETIREMENT C	47,227.21	63,152.97	0.00	110,380.18
7009					2130	LIFE HLTH IN	129,016.36	170,939.18	0.00	299,955.54
7009					2131	HSA/FSA CONTNB	0.00	1,125.00	1,125.00	0.00

ORANGE COUNTY, FL

RUN DATE: 12-03-2018
 RUN TIME: 08:24:23

SUMMARY TRIAL BALANCE BY FUND
 For Fiscal Period 2 for FY 2019

PAGE: 284
 Fund# (232/313)

Fund	B.S.Account	Type Ind.	Obj.	Rev.Src	Begin Balance	Total Debits	Total Credits	Ending Balance	
7009			3167		PYMTS TO OTH	0.00	300.00	100.00	200.00
7009			3170		JANITORIAL S	1,295.46	1,295.46	647.73	1,943.19
7009			3195		CONTR-MEDICA	0.00	1,050.00	0.00	1,050.00
7009			3197		CONTR SV NOS	0.00	1,225.00	612.50	612.50
7009			3410		LOCAL TRAVEL	0.00	2,390.44	1,195.22	1,195.22
7009			3420		OUT CNTY TRV	2,294.50	2,437.94	1,628.97	3,103.47
7009			3530		TOLL CHARGES	0.00	246.71	69.53	177.18
7009			3620		LEASES-BUILDING	23,603.40	20,553.40	10,276.70	33,880.10
7009			3710		UTILITIES	1,678.74	4,411.68	2,205.84	3,884.58
7009			3720		COMMUNICATIO	944.00	3,998.61	743.00	4,199.61
7009			3810		MAINTENANCE OF	677.50	677.50	338.75	1,016.25
7009			4010		DUESandMEMBERS	6,144.00	0.00	0.00	6,144.00
7009			4135		FOODandDIETARY	0.00	10,980.54	3,856.82	7,123.72
7009			4418		ED ASSIST PR	3,750.00	0.00	0.00	3,750.00
7009			8120		AID TO OTH G	0.00	960.00	480.00	480.00
Total Expenditure					830,155.01	1,125,991.00	23,280.06	1,932,865.95	
7009			3140		HLTH & HUMAN	0.00	0.00	1,072,429.26	1,072,429.26-
7009			6440		SALE SUR FUR	33.33-	0.00	0.00	33.33-
7009			8130		GEN FD-INTRF	928,169.88-	0.00	0.00	928,169.88-
Total Revenue					928,203.21-	0.00	1,072,429.26	2,000,632.47-	
Total for fund 7009					0.00-	3,515,831.35	3,515,831.35	0.00	

ORANGE COUNTY, FL

RUN DATE: 01-02-2019
 RUN TIME: 08:10:09

SUMMARY TRIAL BALANCE BY FUND
 For Fiscal Period 3 for FY 2019

PAGE: 293
 Fund# (232/314)

Fund	B.S.Account	Type	Ind.	Obj.	Rev.Src	Begin Balance	Total Debits	Total Credits	Ending Balance	
7009	1000	DISBUR	CLEAR	1		0.00	264,118.38	264,118.38	0.00	
7009	1001	EFT DISB	CLRG	1		0.00	18,388.52	18,388.52	0.00	
7009	1003	PAYROLL	CLRG	1		0.00	758,169.89	758,169.89	0.00	
7009	1010	POOLED	CASH	1		21,804.70-	1,164,208.35	1,142,403.65	0.00	
7009	1460	ACCOUNT	RECV	1		0.00	1,856.42	0.00	1,856.42	
7009	1900	ALLOW	FOR DO	1		0.00	0.00	1,856.42	1,856.42-	
Total Assets						21,804.70-	2,206,741.56	2,184,936.86	0.00	
7009	4010	ACCOUNTS	PAY	2		7,041.26-	58,796.60	53,832.01	2,076.67-	
7009	4015	UNCLAIM	OUTS	2		29.29-	0.00	10.15	39.44-	
7009	4016	ABANDONED	PR	2		7.03-	0.00	0.00	7.03-	
7009	4017	GARNISHMNTS		2		0.00	2,835.72	2,835.72	0.00	
7009	4251	RETMT	PAY EMPYE2			22,441.34-	22,441.34	22,276.02	22,276.02-	
7009	4252	HSA	EMPLOYEE	2		0.00	2,895.36	2,895.36	0.00	
7009	4254	TOBAC	PAYBL	2		0.00	50.00	50.00	0.00	
7009	4256	MED	BENFLX	2		0.01-	192,296.30	192,296.29	0.00-	
7009	4257	FLEX	SPDG AC	2		248.17	1,985.30	2,233.47	0.00	
7009	4258	NON-MED	BNFLX	2		0.00	15,417.32	15,417.32	0.00	
7009	4260	SALARIES	PAY	2		182,849.20	0.00	182,849.20	0.00	
7009	4263	RETMT	PAY EMPYR2			64,433.21-	64,433.21	63,980.98	63,980.98-	
7009	4265	DEF	COMP	2		0.00	9,911.12	9,911.12	0.00	
7009	4267	CHAR	CONT	2		288.73	2,277.84	2,566.57	0.00	
7009	4268	SUP	INSUR	2		137.26	1,098.12	1,235.38	0.00-	
7009	4271	ROTH	DEF COMP	2		0.00	1,719.73	1,719.73	0.00	
Total Liabilities						89,571.22	376,157.96	554,109.32	88,360.14-	
7009					1120	REG SALARIES	1,322,113.76	758,455.04	30,039.09	2,050,529.71
7009					1130	OTHER SALARI	24,280.62	13,062.97	0.00	37,343.59
7009					1140	OVERTIME	8,469.49	4,632.32	0.00	13,101.81
7009					2110	FICA TAXES	98,906.54	56,706.56	2,198.08	153,415.02
7009					2120	RETIREMENT C	110,380.18	63,804.40	2,518.40	171,666.18
7009					2130	LIFE HLTH IN	299,955.54	173,215.36	7,095.31	466,075.59

ORANGE COUNTY, FL

RUN DATE: 01-02-2019
 RUN TIME: 08:10:09

SUMMARY TRIAL BALANCE BY FUND
 For Fiscal Period 3 for FY 2019

PAGE: 294
 Fund# (232/314)

Fund	B.S.Account	Type Ind.	Obj.	Rev.Src	Begin Balance	Total Debits	Total Credits	Ending Balance	
7009			3167		PYMTS TO OTH	200.00	1,256.39	672.00	784.39
7009			3170		JANITORIAL S	1,943.19	1,295.46	647.73	2,590.92
7009			3179		CONTR SV-EMP	0.00	3,354.40	1,299.20	2,055.20
7009			3195		CONTR-MEDICA	1,050.00	9,892.00	5,471.00	5,471.00
7009			3197		CONTR SV NOS	612.50	0.00	0.00	612.50
7009			3410		LOCAL TRAVEL	1,195.22	1,439.35	261.69	2,372.88
7009			3420		OUT CNTY TRV	3,103.47	5,270.30	409.02	7,964.75
7009			3530		TOLL CHARGES	177.18	367.73	221.87	323.04
7009			3610		RENTAL EQUIP	0.00	30,306.15	15,548.47	14,757.68
7009			3620		LEASES-BUILDING	33,880.10	20,553.40	10,276.70	44,156.80
7009			3710		UTILITIES	3,884.58	4,158.30	1,791.04	6,251.84
7009			3720		COMMUNICATIO	4,199.61	9,039.87	5,776.24	7,463.24
7009			3810		MAINTENANCE OF	1,016.25	1,243.82	621.91	1,638.16
7009			3820		MT OF EQUIP	0.00	9,365.58	4,763.45	4,602.13
7009			3825		INTERNAL FLEET	0.00	2,602.78	0.00	2,602.78
7009			4010		DUESandMEMBERS	6,144.00	0.00	0.00	6,144.00
7009			4030		TRAINING AND ED	0.00	7,859.36	0.00	7,859.36
7009			4040		LICENSE and CE	0.00	125.00	75.00	50.00
7009			4110		OFFICE SUPPLIES	0.00	94.34	0.00	94.34
7009			4115		MISCELLANEOUS O	0.00	781.97	0.00	781.97
7009			4116		EVENT/MEAL REIM	0.00	50.00	0.00	50.00
7009			4123		EQUIPMT < \$1000	0.00	352.00	0.00	352.00
7009			4135		FOODandDIETARY	7,123.72	11,304.06	7,112.60	11,315.18
7009			4418		ED ASSIST PR	3,750.00	1,105.52	0.00	4,855.52
7009			8120		AID TO OTH G	480.00	0.00	0.00	480.00
Total Expenditure					1,932,865.95	1,191,694.43	96,798.80	3,027,761.58	
7009			3140		HLTH & HUMAN	1,072,429.26-	0.00	938,748.97	2,011,178.23-
7009			6440		SALE SUR FUR	33.33-	0.00	0.00	33.33-
7009			8130		GEN FD-INTRF	928,169.88-	0.00	0.00	928,169.88-
Total Revenue					2,000,632.47-	0.00	938,748.97	2,939,381.44-	

ORANGE COUNTY, FL

RUN DATE: 01-02-2019
 RUN TIME: 08:10:09

SUMMARY TRIAL BALANCE BY FUND
 For Fiscal Period 3 for FY 2019

PAGE: 295
 Fund# (232/314)

Fund	B.S.Account	Type	Ind.	Obj.	Rev.Src	Begin Balance	Total Debits	Total Credits	Ending Balance
Total for fund 7009						0.00	3,774,593.95	3,774,593.95	0.00

ORANGE COUNTY, FL

RUN DATE: 02-01-2019
 RUN TIME: 08:01:09

SUMMARY TRIAL BALANCE BY FUND
 For Fiscal Period 4 for FY 2019

PAGE: 294
 Fund# (233/316)

Fund	B.S.Account	Type	Ind.	Obj.	Rev.Src	Begin Balance	Total Debits	Total Credits	Ending Balance
7009	1000 DISBUR CLEAR	1				0.00	1,221,628.08	1,214,288.63	7,339.45
7009	1001 EFT DISB CLRG	1				0.00	35,953.09	33,458.24	2,494.85
7009	1003 PAYROLL CLRG	1				0.00	1,131,498.67	1,131,498.67	0.00
7009	1010 POOLED CASH	1				0.00	2,584,208.29	3,129,442.24	545,233.95-
7009	1460 ACCOUNT RECV	1				1,856.42	0.00	0.00	1,856.42
7009	1900 ALLOW FOR DO	1				1,856.42-	0.00	0.00	1,856.42-
Total Assets						0.00	4,973,288.13	5,508,687.78	535,399.65-
7009	4010 ACCOUNTS PAY	2				2,076.67-	72,168.43	79,926.06	9,834.30-
7009	4015 UNCLAIM OUTS	2				39.44-	0.00	0.00	39.44-
7009	4016 ABANDONED PR	2				7.03-	0.00	0.00	7.03-
7009	4017 GARNISHMNTS	2				0.00	4,536.97	4,536.97	0.00
7009	4020 OTHER ACCOUN	2				0.00	15,000.00	15,000.00	0.00
7009	4251 RETMT PAY EMPYEE	2				22,276.02-	22,276.02	33,398.88	33,398.88-
7009	4252 HSA EMPLOYEE	2				0.00	5,133.28	5,133.28	0.00
7009	4253 HSA EMPLOYER	2				0.00	126,125.00	126,125.00	0.00
7009	4254 TOBAC PAYBL	2				0.00	75.00	75.00	0.00
7009	4256 MED BENFLX	2				0.00	320,447.34	320,447.34	0.00
7009	4257 FLEX SPDG AC	2				0.00	3,249.21	3,249.21	0.00
7009	4258 NON-MED ENFLX	2				0.00	25,024.49	25,024.49	0.00
7009	4263 RETMT PAY EMPYR2	2				63,980.98-	63,980.98	95,182.25	95,182.25-
7009	4265 DEF COMP	2				0.00	14,380.19	14,380.19	0.00
7009	4267 CHAR CONT	2				0.00	2,847.30	2,847.30	0.00
7009	4268 SUP INSUR	2				0.00	1,372.65	1,372.65	0.00
7009	4271 ROTH DEF COMP	2				0.00	2,602.63	2,602.63	0.00
Total Liabilities						88,380.14-	679,219.49	729,301.25	138,461.90-
7009				1120	REG SALARIES	2,050,529.71	1,131,141.07	106,838.38	3,074,832.40
7009				1130	OTHER SALARI	37,343.59	17,400.61	0.00	54,744.20
7009				1140	OVERTIME	13,101.81	5,296.28	0.00	18,398.09
7009				2110	FICA TAXES	153,415.02	84,730.51	7,859.35	230,286.18
7009				2120	RETIREMENT C	171,666.18	95,097.29	9,009.02	257,754.45

ORANGE COUNTY, FL

RUN DATE: 02-01-2019
 RUN TIME: 08:01:09

SUMMARY TRIAL BALANCE BY FUND
 For Fiscal Period 4 for FY 2019

PAGE: 295
 Fund# (233/316)

Fund	B.S.Account	Type	Ind.	Obj.	Rev.Src	Begin Balance	Total Debits	Total Credits	Ending Balance
7009				2130	LIFE HLTH IN	466,075.59	300,242.22	23,266.62	743,051.19
7009				2131	HSA/FSA CONTNB	0.00	126,125.00	126,125.00	0.00
7009				3167	PYMTS TO OTH	784.39	1,296.00	648.00	1,432.39
7009				3170	JANITORIAL S	2,590.92	2,727.34	1,363.67	3,954.59
7009				3179	CONTR SV-EMP	2,055.20	2,380.00	1,568.00	2,867.20
7009				3195	CONTR-MEDICA	5,471.00	7,672.00	4,343.00	8,800.00
7009				3197	CONTR SV NOS	612.50	5,675.70	182.85	6,105.35
7009				3410	LOCAL TRAVEL	2,372.88	4,384.80	2,654.08	4,103.60
7009				3420	OUT CNTY TRV	7,964.75	4,784.59	764.91	11,984.43
7009				3530	TOLL CHARGES	323.04	372.47	219.41	476.10
7009				3610	RENTAL EQUIP	14,757.68	10,870.71	6,325.74	19,302.65
7009				3620	LEASES-BUILDING	44,156.80	30,767.57	20,490.87	54,433.50
7009				3710	UTILITIES	6,251.84	4,841.49	2,413.90	8,679.43
7009				3720	COMMUNICATIO	7,463.24	6,752.58	3,376.29	10,839.53
7009				3810	MAINTENANCE OF	1,638.16	677.50	338.75	1,976.91
7009				3820	MT OF EQUIP	4,602.13	4,458.78	2,290.62	6,770.29
7009				3825	INTERNAL FLEET	2,602.78	368.06	0.00	2,970.84
7009				4010	DUESandMEMBERS	6,144.00	0.00	0.00	6,144.00
7009				4020	BOOKS, COMPACT	0.00	1,885.37	0.00	1,885.37
7009				4030	TRAINING AND ED	7,859.36	3,621.01	0.00	11,480.37
7009				4040	LICENSE and CE	50.00	0.00	75.00	25.00
7009				4110	OFFICE SUPPLIES	94.34	1,693.27	3.38	1,784.23
7009				4115	MISCELLANEOUS O	781.97	1,036.24	0.00	1,818.21
7009				4116	EVENT/MEAL REIM	50.00	2,578.06	0.00	2,628.06
7009				4123	EQUIPMT < \$1000	352.00	1,312.92	3.99	1,660.93
7009				4135	FOODandDIETARY	11,315.18	41,212.24	19,850.02	32,677.40
7009				4412	PROMO EXPEN	0.00	1,499.99	0.00	1,499.99
7009				4418	ED ASSIST PR	4,855.52	1,250.00	0.00	6,105.52
7009				4422	SCHOLARSHIPS	0.00	21.90	0.00	21.90
7009				4450	PARENT ACTIV	0.00	729.29	0.00	729.29
7009				4482	SELF INS-PRO	0.00	822,966.00	548,644.00	274,322.00
7009				8120	AID TO OTH G	480.00	4,035.00	1,095.00	3,420.00

ORANGE COUNTY, FL

RUN DATE: 02-01-2019
 RUN TIME: 08:01:09

SUMMARY TRIAL BALANCE BY FUND
 For Fiscal Period 4 for FY 2019

PAGE: 296
 Fund# (233/316)

Fund	B.S.Account	Type	Ind.	Obj.	Rev.Src	Begin Balance	Total Debits	Total Credits	Ending Balance
	Total Expenditure					3,027,761.58	2,731,903.86	889,749.85	4,869,915.59
7009					3140 HLTH & HUMAN	2,011,178.23-	0.00	2,184,842.48	4,196,020.71-
7009					6440 SALE SUR FUR	33.33-	0.00	0.00	33.33-
7009					8130 GEN FD-INTRF	928,169.88-	928,169.88	0.00	0.00
	Total Revenue					2,939,381.44-	928,169.88	2,184,842.48	4,196,054.04-
	Total for fund 7009					0.00	9,312,581.36	9,312,581.36	0.00

P-CARD EXPS. REPORT
FAMILY SERVICES- 062

CH Full Name	Comp Supp Name	Purchase Date	Post Date	Amount	GL: FUND	GL: DEPT	GL: UNIT SUBUNIT	GL: OBJ	Program Card Name
CLAYTON, AMANDA	OFFICEMAX/OFFICEDEPT#6876	1/17/2019	1/21/2019	\$215.58	7009	062	7528	4123	ORANGE COUNTY BOCC- PCard
CLAYTON, AMANDA	OFFICEMAX/OFFICEDEPT#6876	1/17/2019	1/21/2019	\$38.88	7009	062	7528	4450	ORANGE COUNTY BOCC- PCard
CLAYTON, AMANDA	OFFICEMAX/OFFICEDEPT#6876	1/30/2019	1/31/2019	\$21.12	7008	062	7521		ORANGE COUNTY BOCC- PCard
DUCK, CORTINA	OC FIRE RESCUE FEES	1/2/2019	1/3/2019	\$59.32	7009	062	7522	3167	ORANGE COUNTY BOCC- PCard
DUCK, CORTINA	WWW.VERSADESK.COM	1/3/2019	1/7/2019	\$469.00	7009	062	7522	4123	ORANGE COUNTY BOCC- PCard
DUCK, CORTINA	UNITED SECURITY AND COMMU	1/7/2019	1/8/2019	\$120.00	7009	062	7522	3197	ORANGE COUNTY BOCC- PCard
DUCK, CORTINA	READYREFRESH BY NESTLE	1/9/2019	1/9/2019	\$13.98	7009	062	7522	3610	ORANGE COUNTY BOCC- PCard
DUCK, CORTINA	READYREFRESH BY NESTLE	1/9/2019	1/9/2019	\$45.91	7009	062	7522	3610	ORANGE COUNTY BOCC- PCard
DUCK, CORTINA	READYREFRESH BY NESTLE	1/9/2019	1/9/2019	\$45.91	7009	062	7522	3710	ORANGE COUNTY BOCC- PCard
DUCK, CORTINA	READYREFRESH BY NESTLE	1/9/2019	1/9/2019	\$45.91	7009	062	7522	4115	ORANGE COUNTY BOCC- PCard
DUCK, CORTINA	READYREFRESH BY NESTLE	1/9/2019	1/9/2019	\$6.26	7009	062	7522	3710	ORANGE COUNTY BOCC- PCard
DUCK, CORTINA	READYREFRESH BY NESTLE	1/9/2019	1/9/2019	\$67.93	7009	062	7522	3710	ORANGE COUNTY BOCC- PCard
DUCK, CORTINA	READYREFRESH BY NESTLE	1/9/2019	1/9/2019	\$67.93	7009	062	7522	3610	ORANGE COUNTY BOCC- PCard
DUCK, CORTINA	READYREFRESH BY NESTLE	1/9/2019	1/9/2019	\$67.93	7009	062	7522	4115	ORANGE COUNTY BOCC- PCard
DUCK, CORTINA	READYREFRESH BY NESTLE	1/9/2019	1/9/2019	\$13.98	7009	062	7522	3610	ORANGE COUNTY BOCC- PCard
DUCK, CORTINA	OFFICEMAX/OFFICEDEPT#6876	1/10/2019	1/14/2019	\$38.84	7009	062	7522	4110	ORANGE COUNTY BOCC- PCard
DUCK, CORTINA	OFFICEMAX/OFFICEDEPT#6876	1/10/2019	1/14/2019	\$93.39	7009	062	7522	4110	ORANGE COUNTY BOCC- PCard
DUCK, CORTINA	OFFICEMAX/OFFICEDEPT#6876	1/10/2019	1/14/2019	\$328.51	7009	062	7522	4110	ORANGE COUNTY BOCC- PCard
DUCK, CORTINA	OC FIRE RESCUE FEES	1/15/2019	1/16/2019	\$59.00	7008	062	7522		ORANGE COUNTY BOCC- PCard
DUCK, CORTINA	OC FIRE RESCUE FEES	1/15/2019	1/16/2019	\$59.00	7008	062	7522		ORANGE COUNTY BOCC- PCard
DUCK, CORTINA	OC FIRE RESCUE FEES	1/15/2019	1/16/2019	\$59.00	7008	062	7522		ORANGE COUNTY BOCC- PCard
DUCK, CORTINA	OC FIRE RESCUE FEES	1/15/2019	1/16/2019	\$90.04	7008	062	7522		ORANGE COUNTY BOCC- PCard
DUCK, CORTINA	OC FIRE RESCUE FEES	1/15/2019	1/16/2019	\$59.00	7008	062	7522		ORANGE COUNTY BOCC- PCard
DUCK, CORTINA	OC FIRE RESCUE FEES	1/15/2019	1/16/2019	\$59.00	7008	062	7522		ORANGE COUNTY BOCC- PCard
DUCK, CORTINA	OC FIRE RESCUE FEES	1/15/2019	1/16/2019	\$59.00	7008	062	7522		ORANGE COUNTY BOCC- PCard
DUCK, CORTINA	OC FIRE RESCUE FEES	1/15/2019	1/16/2019	\$59.00	7008	062	7522		ORANGE COUNTY BOCC- PCard
DUCK, CORTINA	OC FIRE RESCUE FEES	1/17/2019	1/18/2019	\$59.00	7008	062	7522		ORANGE COUNTY BOCC- PCard
DUCK, CORTINA	OC FIRE RESCUE FEES	1/23/2019	1/24/2019	\$59.00	7008	062	7522		ORANGE COUNTY BOCC- PCard
DUCK, CORTINA	AGENCY FOR HEALTHCARE AD	1/23/2019	1/24/2019	\$13.25	7008	062	7522		ORANGE COUNTY BOCC- PCard
DUCK, CORTINA	OC FIRE RESCUE FEES	1/23/2019	1/24/2019	\$59.00	7008	062	7522		ORANGE COUNTY BOCC- PCard
DUCK, CORTINA	AHCA SERVICE FEE	1/23/2019	1/24/2019	\$0.43	7008	062	7522		ORANGE COUNTY BOCC- PCard
DUCK, CORTINA	OC FIRE RESCUE FEES	1/23/2019	1/24/2019	\$59.00	7008	062	7522		ORANGE COUNTY BOCC- PCard
DUCK, CORTINA	AHCA SERVICE FEE	1/23/2019	1/24/2019	\$0.43	7008	062	7522		ORANGE COUNTY BOCC- PCard
DUCK, CORTINA	AGENCY FOR HEALTHCARE AD	1/23/2019	1/24/2019	\$13.25	7008	062	7522		ORANGE COUNTY BOCC- PCard
DUCK, CORTINA	OC FIRE RESCUE FEES	1/30/2019	1/31/2019	\$118.40	7008	062	7522		ORANGE COUNTY BOCC- PCard
DUCK, CORTINA	OC FIRE RESCUE FEES	1/30/2019	1/31/2019	\$171.64	7008	062	7522		ORANGE COUNTY BOCC- PCard
DUCK, CORTINA	OC FIRE RESCUE FEES	1/30/2019	1/31/2019	\$59.00	7008	062	7522		ORANGE COUNTY BOCC- PCard
DUCK, CORTINA	OC FIRE RESCUE FEES	1/30/2019	1/31/2019	\$139.96	7008	062	7522		ORANGE COUNTY BOCC- PCard
FLORES, DAISY	ATLAS PHONES	1/3/2019	1/7/2019	\$1,337.28	7009	062	7522	4123	ORANGE COUNTY BOCC- PCard
FLORES, DAISY	ULINE SHIP SUPPLIES	1/4/2019	1/4/2019	\$468.25	7409	062	7524	4130	ORANGE COUNTY BOCC- PCard
FLORES, DAISY	THE WEBSTAUANT STORE	1/4/2019	1/7/2019	\$1,269.61	7409	062	7524	4130	ORANGE COUNTY BOCC- PCard
FLORES, DAISY	OFFICEMAX/OFFICEDEPT#6876	1/4/2019	1/7/2019	\$84.95	7009	062	7527	4110	ORANGE COUNTY BOCC- PCard
FLORES, DAISY	OFFICEMAX/OFFICEDEPT#6876	1/4/2019	1/7/2019	\$122.47	7409	062	7524	4110	ORANGE COUNTY BOCC- PCard
FLORES, DAISY	PEDIATRIC & FAMILY DEN	1/9/2019	1/10/2019	\$79.00	7009	062	7527	3275	ORANGE COUNTY BOCC- PCard
FLORES, DAISY	PUBLIX #436	1/9/2019	1/10/2019	\$43.41	7009	062	7528	4450	ORANGE COUNTY BOCC- PCard

P-CARD EXPS. REPORT
FAMILY SERVICES- 062

CH Full Name	Comp Supp Name	Purchase Date	Post Date	Amount	GL: FUND	GL: DEPT	GL: UNIT_SUBUNIT	GL: OBJ	Program Card Name
FLORES, DAISY	GRAYBAR ELECTRIC COMPANY	1/10/2019	1/11/2019	\$176.63	7009	062	7522	4115	ORANGE COUNTY BOCC- PCard
FLORES, DAISY	PUBLIX #436	1/10/2019	1/11/2019	\$217.94	7009	062	7528	4450	ORANGE COUNTY BOCC- PCard
FLORES, DAISY	STARBUCKS STORE	1/10/2019	1/14/2019	\$33.90	7009	062	7528	4450	ORANGE COUNTY BOCC- PCard
FLORES, DAISY	UNITED SECURITY AND COMMU	1/11/2019	1/14/2019	\$60.00	7009	062	7522	3197	ORANGE COUNTY BOCC- PCard
FLORES, DAISY	OFFICEMAX/OFFICEDEPT#6876	1/14/2019	1/16/2019	\$79.20	7009	062	7527	4123	ORANGE COUNTY BOCC- PCard
FLORES, DAISY	PUBLIX #436	1/16/2019	1/17/2019	\$78.07	7009	062	7522	4135	ORANGE COUNTY BOCC- PCard
FLORES, DAISY	OFFICEMAX/OFFICEDEPT#6876	1/16/2019	1/18/2019	\$80.38	7009	062	7527	4115	ORANGE COUNTY BOCC- PCard
FLORES, DAISY	OFFICEMAX/OFFICEDEPT#6876	1/16/2019	1/18/2019	\$80.38	7009	062	7521	4123	ORANGE COUNTY BOCC- PCard
FLORES, DAISY	OFFICEMAX/OFFICEDEPT#6876	1/16/2019	1/18/2019	\$80.38	7009	062	7522	4110	ORANGE COUNTY BOCC- PCard
FLORES, DAISY	OFFICEMAX/OFFICEDEPT#6876	1/16/2019	1/18/2019	\$80.38	7009	062	7527	4115	ORANGE COUNTY BOCC- PCard
FLORES, DAISY	OFFICEMAX/OFFICEDEPT#6876	1/16/2019	1/18/2019	\$29.67	7009	062	7522	4110	ORANGE COUNTY BOCC- PCard
FLORES, DAISY	WAL-MART #1084	1/17/2019	1/18/2019	\$105.45	7008	062	7528	4450	ORANGE COUNTY BOCC- PCard
FLORES, DAISY	PUBLIX #1501	1/17/2019	1/18/2019	\$23.12	7409	062	7524	4135	ORANGE COUNTY BOCC- PCard
FLORES, DAISY	OFFICEMAX/OFFICEDEPT#6876	1/18/2019	1/21/2019	\$23.38	7009	062	7527	4115	ORANGE COUNTY BOCC- PCard
FLORES, DAISY	OFFICEMAX/OFFICEDEPT#6876	1/18/2019	1/21/2019	\$226.37	7007	062	7522		ORANGE COUNTY BOCC- PCard
FLORES, DAISY	WAL-MART #3162	1/18/2019	1/21/2019	\$127.63	7009	062	7528	4450	ORANGE COUNTY BOCC- PCard
FLORES, DAISY	OFFICEMAX/OFFICEDEPT#6876	1/18/2019	1/21/2019	\$216.33	7009	062	7522	4121	ORANGE COUNTY BOCC- PCard
FLORES, DAISY	CDW GOVT #MMACIAS	1/22/2019	1/23/2019	\$826.00	7009	062	7522	4123	ORANGE COUNTY BOCC- PCard
FLORES, DAISY	PUBLIX #1501	1/22/2019	1/23/2019	\$50.51	7009	062	7522	4135	ORANGE COUNTY BOCC- PCard
FLORES, DAISY	PUBLIX #1501	1/22/2019	1/23/2019	\$50.51	7409	062	7524	4135	ORANGE COUNTY BOCC- PCard
FLORES, DAISY	WM SUPERCENTER	1/25/2019	1/28/2019	\$143.58	7009	062	7522	4135	ORANGE COUNTY BOCC- PCard
FLORES, DAISY	WM SUPERCENTER	1/25/2019	1/28/2019	\$143.58	7009	062	7528	4450	ORANGE COUNTY BOCC- PCard
FLORES, DAISY	WINN-DIXIE	1/28/2019	1/29/2019	\$17.34	7409	062	7524	4135	ORANGE COUNTY BOCC- PCard
FLORES, DAISY	WINN-DIXIE	1/30/2019	1/31/2019	\$94.14	7009	062	7522	4135	ORANGE COUNTY BOCC- PCard
FORE, ANGELA M	SOUTHWES 5262424926835	1/8/2019	1/9/2019	\$290.96	7007	062	7525		ORANGE COUNTY BOCC- TCard
FORE, ANGELA M	SOUTHWES 5262424926833	1/8/2019	1/9/2019	\$290.96	7007	062	7525		ORANGE COUNTY BOCC- TCard
FORE, ANGELA M	SOUTHWES 5262424926834	1/8/2019	1/9/2019	\$290.96	7007	062	7525		ORANGE COUNTY BOCC- TCard
FORE, ANGELA M	ROSEN HOTELS SHNGL CRK	1/11/2019	1/14/2019	(\$326.70)	7009	062	7528	3410	ORANGE COUNTY BOCC- TCard
FORE, ANGELA M	SHERATON	1/11/2019	1/14/2019	\$174.51	7007	062	7525		ORANGE COUNTY BOCC- TCard
FORE, ANGELA M	ROSEN HOTELS SHNGL CRK	1/11/2019	1/14/2019	\$326.70	7009	062	7528	3410	ORANGE COUNTY BOCC- TCard
FORE, ANGELA M	ROSEN SHNGLE CR ONLINE	1/16/2019	1/17/2019	(\$420.00)	7009	062	7528	3410	ORANGE COUNTY BOCC- TCard
FORE, ANGELA M	FOUNDATIONS	1/24/2019	1/25/2019	\$294.00	7007	062	7525		ORANGE COUNTY BOCC- TCard
GRULLON, JULIO	ALLEN LOCK COMPANY	1/10/2019	1/11/2019	\$141.45	7009	062	7522	4115	ORANGE COUNTY BOCC- PCard
GRULLON, JULIO	ALLEN LOCK COMPANY	1/17/2019	1/18/2019	\$49.91	7009	062	7522	4115	ORANGE COUNTY BOCC- PCard
GRULLON, JULIO	IN GOTCHA GRAPHICS,	1/30/2019	1/31/2019	\$57.50	7009	062	7522	4115	ORANGE COUNTY BOCC- PCard
MOORE, SANDRA	ORLANDO SCIENCE CENTER	1/8/2019	1/9/2019	\$412.50					ORANGE COUNTY BOCC- PCard
MOORE, SANDRA	PAYPAL SWOJ	1/16/2019	1/17/2019	\$105.09					ORANGE COUNTY BOCC- PCard
MOORE, SANDRA	LMG LLC	1/16/2019	1/17/2019	\$1,493.75					ORANGE COUNTY BOCC- PCard
MOORE, SANDRA	AMZN Mktp US	1/18/2019	1/18/2019	\$34.99					ORANGE COUNTY BOCC- PCard
MOORE, SANDRA	TARGET	1/18/2019	1/21/2019	\$48.97					ORANGE COUNTY BOCC- PCard
MOORE, SANDRA	OFFICEMAX/OFFICEDEPT#6876	1/21/2019	1/23/2019	\$7.68					ORANGE COUNTY BOCC- PCard
MOORE, SANDRA	OFFICEMAX/OFFICEDEPT#6876	1/22/2019	1/24/2019	\$219.98					ORANGE COUNTY BOCC- PCard
MOORE, SANDRA	AMZN Mktp US	1/23/2019	1/24/2019	\$94.73					ORANGE COUNTY BOCC- PCard
MOORE, SANDRA	AMZN Mktp US	1/23/2019	1/24/2019	\$1,235.26					ORANGE COUNTY BOCC- PCard
MOORE, SANDRA	IN GRASSLAND ENTERPRISES	1/23/2019	1/24/2019	\$850.00					ORANGE COUNTY BOCC- PCard

P-CARD EXPS. REPORT
FAMILY SERVICES- 062

CH Full Name	Comp Supp Name	Purchase Date	Post Date	Amount	GL: FUND	GL: DEPT	GL: UNIT SUBUNIT	GL: OBJ	Program Card Name
MOORE, SANDRA	WM SUPERCENTER	1/24/2019	1/25/2019	\$30.68					ORANGE COUNTY BOCC- PCard
MOORE, SANDRA	OFFICEMAX/OFFICEDEPT#6876	1/25/2019	1/28/2019	\$137.28					ORANGE COUNTY BOCC- PCard
MOORE, SANDRA	OFFICEMAX/OFFICEDEPT#6876	1/25/2019	1/28/2019	\$900.75					ORANGE COUNTY BOCC- PCard
MOORE, SANDRA	OFFICEMAX/OFFICEDEPT#6876	1/29/2019	1/31/2019	\$17.97					ORANGE COUNTY BOCC- PCard
ORLEMAN, EILEEN	THE COUNCIL FOR PROFESSI	1/15/2019	1/16/2019	\$425.00	0001	062	7521		ORANGE COUNTY BOCC- PCard
ORLEMAN, EILEEN	TEACHSTONE TRAINING	1/18/2019	1/21/2019	\$500.00	0001	062	7521		ORANGE COUNTY BOCC- PCard
ORLEMAN, EILEEN	THE COUNCIL FOR PROFESSI	1/30/2019	1/31/2019	\$425.00	0001	062	7521		ORANGE COUNTY BOCC- PCard
RIVERA, LIMARYS	LAKESHORE LEARNING	1/18/2019	1/21/2019	\$22.08	7009	062	7522	4115	ORANGE COUNTY BOCC- PCard
SHEIKH, SHAMIN	PUBLIX #692	1/8/2019	1/9/2019	\$10.65	7006	062	7521		ORANGE COUNTY BOCC- PCard
SHEIKH, SHAMIN	WAL-MART #0890	1/8/2019	1/9/2019	\$51.60	7006	062	7521		ORANGE COUNTY BOCC- PCard
SHEIKH, SHAMIN	WM SUPERCENTER	1/8/2019	1/9/2019	\$3.92	7006	062	7521		ORANGE COUNTY BOCC- PCard
SHEIKH, SHAMIN	PUBLIX #1122	1/10/2019	1/11/2019	\$78.17	7006	062	7521		ORANGE COUNTY BOCC- PCard
SMITH, KERRY-ANN	WAL-MART #0955	1/10/2019	1/11/2019	\$23.28	7009	062	7522	4135	ORANGE COUNTY BOCC- PCard
SMITH, KERRY-ANN	WM SUPERCENTER	1/11/2019	1/14/2019	\$54.32	7009	062	7522	4135	ORANGE COUNTY BOCC- PCard
SMITH, KERRY-ANN	WM SUPERCENTER	1/11/2019	1/14/2019	\$12.74	7009	062	7522	4115	ORANGE COUNTY BOCC- PCard
SMITH, KERRY-ANN	WM SUPERCENTER	1/11/2019	1/14/2019	\$11.76	7009	062	7522	4115	ORANGE COUNTY BOCC- PCard
SMITH, KERRY-ANN	WM SUPERCENTER	1/15/2019	1/16/2019	\$31.04	7009	062	7522	4135	ORANGE COUNTY BOCC- PCard
SMITH, KERRY-ANN	WAL-MART #3162	1/15/2019	1/16/2019	\$6.86	7009	062	7522	4115	ORANGE COUNTY BOCC- PCard
SMITH, KERRY-ANN	WAL-MART #4160	1/15/2019	1/16/2019	\$9.80	7009	062	7522	4115	ORANGE COUNTY BOCC- PCard
SMITH, KERRY-ANN	WM SUPERCENTER	1/16/2019	1/17/2019	\$18.61	7009	062	7522	4135	ORANGE COUNTY BOCC- PCard
SMITH, KERRY-ANN	WM SUPERCENTER	1/16/2019	1/17/2019	\$2.94	7009	062	7522	4115	ORANGE COUNTY BOCC- PCard
SMITH, KERRY-ANN	WAL-MART #0955	1/18/2019	1/21/2019	\$26.90	7009	062	7522	4135	ORANGE COUNTY BOCC- PCard
SMITH, KERRY-ANN	WM SUPERCENTER	1/22/2019	1/23/2019	\$15.52	7009	062	7522	4135	ORANGE COUNTY BOCC- PCard
SMITH, KERRY-ANN	PUBLIX #761	1/24/2019	1/25/2019	\$29.56	7009	062	7522	4135	ORANGE COUNTY BOCC- PCard
SMITH, KERRY-ANN	WM SUPERCENTER	1/25/2019	1/28/2019	\$14.48	7006	062	7521		ORANGE COUNTY BOCC- PCard
SMITH, KERRY-ANN	PUBLIX #331	1/30/2019	1/31/2019	\$14.95	7006	062	7521		ORANGE COUNTY BOCC- PCard

**DEPARTMENT OF HEALTH AND HUMAN SERVICES
ADMINISTRATION FOR CHILDREN AND FAMILIES
NOTICE OF AWARD**

SAI NUMBER:

PMS DOCUMENT NUMBER:

1. AWARDING OFFICE: Office of Head Start	2. ASSISTANCE TYPE: Discretionary Grant	3. AWARD NO.: 04CH010230-04-01	3a. AMEND. NO.: 1
--	---	--	-----------------------------

4. FAIN: 04CH010230

5. TYPE OF AWARD: Service	6. TYPE OF ACTION: Balance of Funds	7. AWARD AUTHORITY: 42 USC 9801 ET SEQ
-------------------------------------	---	--

8. BUDGET PERIOD: 10/01/2018 THRU 09/30/2019	9. PROJECT PERIOD: 10/01/2015 THRU 09/30/2020	10. CFDA NO.: 93.600 - Head Start
--	---	---

11. RECIPIENT ORGANIZATION: ORANGE, COUNTY OF 201 S Rosalind Ave Orlando, FL 32801-3527 Grantee Authorizing Official: Teresa Jacobs , Mayor	12. PROJECT / PROGRAM TITLE: Head Start
--	---

13. COUNTY: Orange	14. CONGR. DIST.: 07	15. PRINCIPAL INVESTIGATOR OR PROGRAM DIRECTOR: Lonnie C. Bell
------------------------------	--------------------------------	--

16. APPROVED BUDGET:		17. AWARD COMPUTATION:	
Personnel.....	\$ 7,740,086.00	A. NON-FEDERAL SHARE.....	\$ 3,306,402.00 20%
Fringe Benefits.....	\$ 3,485,852.00	B. FEDERAL SHARE.....	\$ 13,225,608.00 80%
Travel.....	\$ 39,400.00	18. FEDERAL SHARE COMPUTATION:	
Equipment.....	\$ 0.00	A. TOTAL FEDERAL SHARE.....	\$ 13,225,608.00
Supplies.....	\$ 196,459.00	B. UNOBLIGATED BALANCE FEDERAL SHARE.....	\$ 0.00
Contractual.....	\$ 809,018.00	C. FED. SHARE AWARDED THIS BUDGET PERIOD...\$	6,612,805.00
Facilities/Construction.....	\$ 0.00	19. AMOUNT AWARDED THIS ACTION:	\$ 6,612,803.00
Other.....	\$ 848,464.00	20. FEDERAL \$ AWARDED THIS PROJECT PERIOD:	\$ 52,046,006.00
Direct Costs.....	\$ 13,119,279.00	21. AUTHORIZED TREATMENT OF PROGRAM INCOME:	
Indirect Costs.....	\$ 106,329.00	Additional Costs	
In Kind Contributions.....	\$ 0.00	22. APPLICANT EIN:	23. PAYEE EIN:
Total Approved Budget.....	\$ 13,225,608.00	596000773	1591101610A1
		24. OBJECT CLASS: 41.51	

25. FINANCIAL INFORMATION:					DUNS	064797251
ORGN	DOCUMENT NO.	APPROPRIATION	CAN NO.	NEW AMT.	UNOBLIG.	NONFED %
	04CH01023004	75-19-1536	9-G044122	\$6,534,368.00		
	04CH01023004	75-19-1536	9-G044120	\$78,435.00		

26. REMARKS: (Continued on separate sheets)

27. SIGNATURE - ACF GRANTS OFFICER Ms. Cheryl Pressley 61 Forsyth Street, SW 4M60 Atlanta, GA 30303 Phone: N/A	ISSUE DATE: 02/11/2019	28. SIGNATURE(S) CERTIFYING FUND AVAILABILITY Mr. Omar Barrett 02/08/2019
--	----------------------------------	--

29. SIGNATURE AND TITLE - PROGRAM OFFICIAL(S) Mr. Keno C Simmons - Program Manager	DATE: 02/11/2019
--	----------------------------

**DEPARTMENT OF HEALTH AND HUMAN SERVICES
ADMINISTRATION FOR CHILDREN AND FAMILIES
NOTICE OF AWARD**

SAI NUMBER:

PMS DOCUMENT NUMBER:

1. AWARDING OFFICE: Office of Head Start		2. ASSISTANCE TYPE: Discretionary Grant	3. AWARD NO.: 04CH010230-04-01	3a. AMEND. NO.: 1
4. FAIN: 04CH010230				
5. TYPE OF AWARD: Service		6. TYPE OF ACTION: Balance of Funds	7. AWARD AUTHORITY: 42 USC 9801 ET SEQ	
8. BUDGET PERIOD: 10/01/2018 THRU 09/30/2019	9. PROJECT PERIOD: 10/01/2015 THRU 09/30/2020	10. CFDA NO.: 93.600 - Head Start		
11. RECIPIENT ORGANIZATION: Orange, County Of				

STANDARD TERMS

1. Paid by DHHS Payment Management System (PMS), see attached for payment information. This award is subject to the requirements of the HHS Grants Policy Statement (HHS GPS) that are applicable to you based on your recipient type and the purpose of this award.

This includes requirements in Parts I and II (available at <http://www.hhs.gov/grants/grants/policies-regulations/index.html>) of the HHS GPS. Although consistent with the HHS GPS, any applicable statutory or regulatory requirements, including 45 CFR Part 75, directly apply to this award apart from any coverage in the HHS GPS. This award is subject to requirements or limitations in any applicable Appropriations Act. This award is subject to the requirements of Section 106 (g) of the trafficking Victims Protection Act of 2000, as amended (22 U.S.C. 7104). For the full text of the award term, go to <http://www.acf.hhs.gov/discretionary-post-award-requirements>
This award is subject to the Federal Financial Accountability and Transparency Act (FFATA or Transparency) of 2006 subaward and executive compensation reporting requirements. For the full text of the award term, go to <http://www.acf.hhs.gov/discretionary-post-award-requirements>. This award is subject to requirements as set forth in 2 CFR 25.110 Central Contractor Registration (CCR) and DATA Universal Number System (DUNS). For full text go to <http://www.acf.hhs.gov/discretionary-post-award-requirements>

Consistent with 45 CFR 75.113, applicants and recipients must disclose in a timely manner, in writing to the HHS awarding agency, with a copy to the HHS Office of Inspector General (OIG), all information related to violations of federal criminal law involving fraud, bribery, or gratuity violations potentially affecting the federal award. Subrecipients must disclose, in a timely manner, in writing to the prime recipient (pass through entity) and the HHS OIG, all information related to violations of federal criminal law involving fraud, bribery, or gratuity violations potentially affecting the federal award. Disclosures must be sent in writing to the awarding agency and to the HHS OIG at the following addresses:

The Administration for Children and Families U.S. Department of Health and Human Services Office of Grants Management ATTN: Grants Management Specialist 330 C Street, SW., Switzer Building Corridor 3200 Washington, DC 20201 AND
U.S. Department of Health and Human Services Office of Inspector General ATTN: Mandatory Grant Disclosures, Intake Coordinator 330 Independence Avenue, SW, Cohen Building Room 5527 Washington, DC 20201 Fax: (202) 205-0604 (Include "Mandatory Grant Disclosures" in subject line) or Email: MandatoryGranteeDisclosures@oig.hhs.gov
Failure to make required disclosures can result in any of the remedies described in 45 CFR 75.371 Remedies for noncompliance, including suspension or debarment (See 2 CFR parts 180 & 376 and 31 U.S.C. 3321).

This award is subject to the requirements as set forth in 45 CFR Part 87. This award is subject to HHS regulations codified at 45 CFR Chapter XIII, Parts 1301, 1302, 1303, 1304 and 1305. Attached are terms and conditions, reporting requirements, and payment instructions. Initial expenditure of funds by the grantee constitutes acceptance of this award.

AWARD ATTACHMENTS

Orange, County Of

04CH010230-04-01

1. Remarks

26. REMARKS (Continued from previous page)

This grant action awards the balance of funds, based on the approved refunding application submitted for the 10/01/2018-09/30/2019 budget Period, for Head Start operations and Head Start training and technical assistance.

UND: 8290 DEPT: 062 UNIT: 7537

OBJECT	APPR	OBJECT NAME	CURRENT BUDGET	OCT	NOV	DEC	JAN	FEB	MAR	APR	MAY	JUN	JUL	AUG	SEP	PRE-ENCUMB AMOUNT	ENCUMB AMOUNT	TOTAL YTD	BALANCE	% BUDGET USED YTD
1120	9EA	REGULAR SALARIES and WAGES	612,073.00	1,689.60	2,586.72	32,317.49	110,255.98	.00	.00	.00	.00	.00	.00	.00	.00	.00	.00	146,849.79	465,223.21	23.99
1140	9EA	OVERTIME	.00	.00	.00	.00	128.16	.00	.00	.00	.00	.00	.00	.00	.00	.00	.00	128.16	-128.16	.00
2110	9EA	FICA TAXES	47,164.00	96.44	152.32	2,328.61	8,088.52	.00	.00	.00	.00	.00	.00	.00	.00	.00	.00	10,665.89	36,498.11	22.61
2120	9EA	RETIREMENT CONTRIBUTION	50,458.00	139.57	188.20	2,706.60	9,301.90	.00	.00	.00	.00	.00	.00	.00	.00	.00	.00	12,336.27	38,121.73	24.45
2130	9EA	LIFE and HEALTH INSURANCE	282,158.00	993.82	1,325.14	8,420.45	24,878.64	.00	.00	.00	.00	.00	.00	.00	.00	.00	.00	35,618.05	246,539.95	12.62
OBJECT CATEGORY 1			991,853.00	2,919.43	4,252.38	45,773.15	152,653.20	.00	.00	.00	.00	.00	.00	.00	.00	.00	.00	205,598.16	786,254.84	20.73
3125	9EB	INDIRECT COSTS	42,498.00	.00	.00	.00	.00	.00	.00	.00	.00	.00	.00	.00	.00	.00	.00	.00	42,498.00	.00
3185	9EC	CONTRACT SVC-TRAINING	1,400.00	.00	.00	.00	.00	.00	.00	.00	.00	.00	.00	.00	.00	.00	.00	.00	1,400.00	.00
3410	9EC	LOCAL TRAVEL	100.00	.00	.00	2.68	.00	.00	.00	.00	.00	.00	.00	.00	.00	.00	.00	2.68	97.32	2.68
4020	9EC	BOOKS, COMPACT DISKS, VIDEOS, AND SUBSCRIPTIONS	25,000.00	.00	.00	.00	.00	.00	.00	.00	.00	.00	.00	.00	.00	.00	.00	.00	25,000.00	.00
4110	9EC	OFFICE SUPPLIES (NOT INCLUDING PRINTING)	31,255.00	.00	.00	.00	.00	.00	.00	.00	.00	.00	.00	.00	.00	.00	.00	.00	31,255.00	.00
4115	9EC	MISCELLANEOUS OPERATING SUPPLIES	30,000.00	.00	.00	.00	.00	.00	.00	.00	.00	.00	.00	.00	.00	.00	.00	.00	30,000.00	.00
4123	9EC	EQUIPMENT LESS THAN \$1000	10,000.00	.00	.00	.00	.00	.00	.00	.00	.00	.00	.00	.00	.00	.00	.00	.00	10,000.00	.00
4482	9EC	SELF INS-PROP CASUALTY	155.00	.00	.00	.00	188.00	.00	.00	.00	.00	.00	.00	.00	.00	.00	.00	188.00	-33.00	121.29
OBJECT CATEGORY 2			140,408.00	.00	.00	2.68	188.00	.00	.00	.00	.00	.00	.00	.00	.00	.00	.00	190.68	140,217.32	.14
TOTAL UNIT_CD 7537			1,132,261.00	2,919.43	4,252.38	45,775.83	152,841.20	.00	.00	.00	.00	.00	.00	.00	.00	.00	.00	205,788.84	926,472.16	18.18
TOTAL			1,132,261.00	2,919.43	4,252.38	45,775.83	152,841.20	.00	.00	.00	.00	.00	.00	.00	.00	.00	.00	205,788.84	926,472.16	18.18

**Head Start Policy Council
Human Resources Committee
January 2018 Actions**

I. Pending Approval for hire

Job Title	Candidate's Name

II. Termination from employment (Involuntarily)

Job Title	Reason	Employee's Name

III. Separation from employment (Voluntarily)

Job Title	Reason	Employee's Name
Teacher	Family Reasons	Lateicha Shinn
Teacher	Retirement	Valerie Moore
Center Supervisor	Retirement	Anabel Sepulveda

IV. Current Head Start Openings – As of 01/02/19

Job Title	Number of Positions	Potential Candidates in process for hire
Administrative Specialist	1	
Food Service Assistant	1	
Family Services Worker	1	
Facilities Maintenance Supervisor	1	
Teacher Assistant	7	
Teacher	2	
Licensed Practical Nurse	1	



ORANGE COUNTY FAMILY SERVICES HEAD START EDUCATION

Recommended Staff Qualifications

1. Name: Moet Powell Dassie

Position: Teacher

- **8 years experience in Early Childhood Field**
- **Head Start Teacher Assistant (SOYMCA)**
- **Associate Degree Early Childhood Education**
- **Child Development Associate expires 10/02/2019**
- **Staff Credential Verification expire 10/2019**
- **State Mandated 45 hours DOE**
- **VPK Certified**

Policy Council Meeting

Thursday, February 21, 2019

Board Agenda Items Report

By: Khadija Pirzadeh, Contract Administrator

The following agenda items were submitted for approval to the Orange County Board of County Commissions meetings scheduled on January 8, 15 and 29, 2019:

1. Application to Operate a Child Care Facility -Renewal License application for Bithlo Head Start
2. Application to Operate a Child Care Facility -Renewal License application for Pine Hills Head Start
3. Eligibility Priority Selection Criteria 2019-2020
4. Application to Operate a Child Care Facility – Renewal License Application for Hal Marston Head Start
5. Interlocal Agreement between Orange County and City of Orlando regarding Alternate Evacuation Locations (Downtown Recreation Complex, Engelwood Neighborhood Center , Dr. James R. Smith Center and Dover Shores Community Center) -
6. Application to Operate a Child Care Facility – Renewal License Application for East Orange Head Start
7. Application to Operate a Child Care Facility – Renewal License Application for Lila Mitchell Head Start
8. Application to Operate a Child Care Facility – Renewal License Application for Southwood Head Start



Interoffice Memorandum

I. CONSENT AGENDA
FAMILY SERVICES
DEPARTMENT

1

December 10, 2018

AGENDA ITEM

TO: Mayor Jerry L. Demings
-AND-
Board of County Commissioners

THRU: Lonnie C. Bell, Jr., Director *Lonnie C Bell Jr*
Family Services Department

FROM: Sonya L. Hill, Manager
Family Services Department
Head Start Division
Contact: Khadija Pirzadeh, (407) 836-8912
Sonya Hill, (407) 836-7409

SUBJECT: **Consent Agenda Item – January 8, 2018**
Florida Department of Children and Families
Application for a License to Operate a Child Care Facility / District 5

The Head Start Division requests Board approval of the application for a renewal license between the Florida Department of Children and Families and Orange County. This license will allow the Head Start Program to provide comprehensive early childhood development for preschool children and support to their families at Bithlo Head Start. The effective date of this license is from March 25, 2019 through March 25, 2020. The license fee of \$80 will be paid with Head Start funds.

This is a standard application for a license that is required by Florida Department of Children and Families for all licensed child care facilities. The County Attorney's Office and Risk Management Division have reviewed this application in the past for Head Start Centers currently in operation.

ACTION REQUESTED: Approval and execution of Florida Department of Children and Families Application for a License to Operate a Child Care Facility at Bithlo Head Start. This application is only executed by Orange County. (Head Start Division)

SH/kp:jam

- c: Randy Singh, Deputy County Administrator
- Cristina Berrios, Assistant County Attorney, County Attorney's Office
- John Petrelli, Director, Risk Management and Professional Standards
- Yolanda S. Brown, Manager, Fiscal Division, Family Services Department
- Jamille Clemens, Grants Supervisor, Finance Division
- Patria Morales, Management & Budget Advisor, Office of Management Budget



Interoffice Memorandum

December 10, 2018

AGENDA ITEM

TO: Mayor Jerry L. Demings
-AND-
Board of County Commissioners

THRU: Lonnie C. Bell, Jr., Director *Lonnie C Bell Jr*
Family Services Department

FROM: Sonya L. Hill, Manager
Family Services Department
Head Start Division
Contact: Khadija Pirzadeh, (407) 836-8912
Sonya Hill, (407) 836-7409

SUBJECT: Consent Agenda Item – January 8, 2019
Florida Department of Children and Families
Application for a License to Operate a Child Care Facility / District 6

The Head Start Division requests Board approval of the application for a renewal license between the Florida Department of Children and Families and Orange County. This license will allow the Head Start Program to provide comprehensive early childhood development for preschool children and support to their families at Pine Hills Head Start. The effective date of this license is from March 12, 2019 through March 12, 2020. The license fee of \$100 will be paid with Head Start funds.

This is a standard application for a license that is required by Florida Department of Children and Families for all licensed child care facilities. The County Attorney's Office and Risk Management Division have reviewed this application in the past for Head Start Centers currently in operation.

ACTION REQUESTED: Approval and execution of Florida Department of Children and Families Application for a License to Operate a Child Care Facility at Pine Hills Head Start. This application is only executed by Orange County. (Head Start Division)

SH/kp:jam

- c: Randy Singh, Deputy County Administrator
- Cristina Berrios, Assistant County Attorney, County Attorney's Office
- John Petrelli, Director, Risk Management and Professional Standards
- Yolanda S. Brown, Manager, Fiscal Division, Family Services Department
- Jamille Clemens, Grants Supervisor, Finance Division
- Patria Morales, Management & Budget Advisor, Office of Management Budget



Interoffice Memorandum

January 7, 2019

AGENDA ITEM

TO: Mayor Jerry L. Demings
-AND-
Board of County Commissioners

THRU: Lonnie C. Bell, Jr., Director *Lonnie C Bell Jr*
Family Services Department

FROM: Sonya L. Hill, Manager
Family Services Department
Head Start Division
Contact: Khadija Pirzadeh, (407) 836-8912
Sonya Hill, (407) 836-7409

SUBJECT: Consent Agenda Item – January 15, 2019
Orange County Head Start Eligibility Priority Selection Criteria 2019-2020

The Head Start Division requests Board approval of Orange County Head Start Eligibility Priority Selection Criteria 2019-2020. The eligibility priority selection criteria is required to establish a formal selection process, as mandated by the Improving Head Start for School Readiness Act of 2007 and the Head Start Program Performance Standard 1302.14, which indicates that a program must annually establish selection criteria that weigh the prioritization of selection of participants based on community needs identified in the community needs assessment as described in 1302.11 (b).

The eligibility priority selection criteria awards more points for at-risk children and families with lower income at or below 100% of the poverty level. The Head Start Policy Council approved the eligibility priority selection criteria at its meeting on December 20, 2018.

This standard eligibility priority selection criteria is used to determine the selection of eligible children for the Head Start Program. The County Attorney's Office and Risk Management Division have previously reviewed the eligibility priority selection criteria for legality and compliance with County requirements.

ACTION REQUESTED: Approval of Orange County Head Start Eligibility Priority Selection Criteria 2019-2020 to establish a formal selection process for eligible children and families.

SH/kp:jam

Attachment(s)

c: Randy Singh, Deputy County Administrator
Cristina Berrios, Assistant County Attorney, County Attorney's Office
John Petrelli, Director, Risk Management and Professional Standards
Yolanda S. Brown, Manager, Fiscal Division, Family Services Department
Jamilie Clemens, Grants Supervisor, Finance Division
Nanette Melo, Management & Budget Administrator, Office of Management & Budget



Interoffice Memorandum

December 17, 2018

AGENDA ITEM

TO: Mayor Jerry L. Demings
-AND-
Board of County Commissioners

THRU: Lonnie C. Bell, Jr., Director *Lonnie C. Bell*
Family Services Department

FROM: Sonya L. Hill, Manager
Family Services Department
Head Start Division
Contact: Khadija Pirzadeh, (407) 836-8912
Sonya Hill, (407) 836-7409

SUBJECT: Consent Agenda Item – January 15, 2019
Florida Department of Children and Families
Application for a License to Operate a Child Care Facility

The Head Start Division requests Board approval of the application for a renewal license between the Florida Department of Children and Families and Orange County. This license will allow the Head Start Program to provide comprehensive early childhood development for preschool children and support to their families at Hal Marston Head Start. The effective date of this license is from March 16, 2019 through March 16, 2020. The license fee of \$100 will be paid with Head Start funds.

This is a standard application for a license that is required by Florida Department of Children and Families for all licensed child care facilities. The County Attorney's Office and Risk Management Division have reviewed this application in the past for Head Start Centers currently in operation.

ACTION REQUESTED: Approval and execution of Florida Department of Children and Families Application for a License to Operate a Child Care Facility at Hal Marston Head Start. This application is only executed by Orange County. (Head Start Division)

SH/kp:jam

Attachment(s)

c: Randy Singh, Deputy County Administrator
Cristina Berrios, Assistant County Attorney, County Attorney's Office
John Petrelli, Director, Risk Management and Professional Standards
Yolanda S. Brown, Manager, Fiscal Division, Family Services Department
Jamille Clemens, Grants Supervisor, Finance Division
Nanette Melo, Management & Budget Administrator, Office of Management & Budget



Interoffice Memorandum

January 7, 2019

AGENDA ITEM

TO: Mayor Jerry L. Demings
-AND-
Board of County Commissioners

THRU: Lonnie C. Bell, Jr., Director *Lonnie C. Bell Jr*
Family Services Department

FROM: Sonya L. Hill, Manager
Head Start Division
Contact: Khadija Pirzadeh, (407) 836-8912
Sonya Hill, (407) 836-7409

SUBJECT: Consent Agenda Item – January 15, 2019
Interlocal Agreement between Orange County, Florida and
City of Orlando regarding Alternate Evacuation Locations

The Head Start Division requests Board approval of the Interlocal Agreement between Orange County, Florida and City of Orlando regarding Alternate Evacuation Locations. This Agreement will allow the City of Orlando to provide alternate evacuation facilities for Head Start children and staff in the event of a qualifying law enforcement emergency, including gas leaks, flood, fire, or bomb threats.

The County Attorney's Office and Risk Management Division have reviewed this agreement for legality and compliance with County requirements.

ACTION REQUESTED: Approval and execution of Interlocal Agreement between Orange County, Florida and City of Orlando regarding Alternate Evacuation Locations.

SH/kp:jam

Attachment(s)

- c: Randy Singh, Deputy County Administrator
Cristina Bemios, Assistant County Attorney, County Attorney's Office
John Petrelli, Director, Risk Management and Professional Standards
Yolanda S. Brown, Manager, Fiscal Division, Family Services Department
Jamilie Clemens, Grants Supervisor, Finance Division
Nanette Melo, Management & Budget Administrator, Office of Management & Budget



Interoffice Memorandum

I. CONSENT AGENDA
FAMILY SERVICES
DEPARTMENT
2

January 7, 2019

AGENDA ITEM

TO: Mayor Jerry L. Demings
-AND-
Board of County Commissioners

THRU: Lonnie C. Bell, Jr., Director *Lonnie C Bell*
Family Services Department

FROM: Sonya L. Hill, Manager
Family Services Department
Head Start Division
Contact: Khadija Pirzadeh, (407) 836-8912
Sonya Hill, (407) 836-7409

SUBJECT: Consent Agenda Item – January 29, 2019
Florida Department of Children and Families
Application for a License to Operate a Child Care Facility

The Head Start Division requests Board approval of a renewal license between Florida Department of Children and Families and Orange County. This license will allow the Head Start Program to provide comprehensive early childhood development for preschool children and support to their families at East Orange Head Start. The effective date of this license is from April 14, 2019 through April 14, 2020. The license fee of \$100 will be paid with Head Start funds.

This is a standard application for a license that is required by the Florida Department of Children and Families for all licensed child care facilities. The County Attorney's Office and Risk Management Division have reviewed this application in the past for Head Start Centers currently in operation.

ACTION REQUESTED: Approval and execution of Florida Department of Children and Families Application for a License to Operate a Child Care Facility at East Orange Head Start. This application is only executed by Orange County. (Head Start Division)

SH/kp:jam

- c: Randy Singh, Deputy County Administrator
- Cristina Berrios, Assistant County Attorney, County Attorney's Office
- John Petrelli, Director, Risk Management and Professional Standards
- Yolanda S. Brown, Manager, Fiscal Division, Family Services Department
- Jamille Clemens, Grants Supervisor, Finance Division
- Nanette Melo, Management & Budget Administrator, Office of Management & Budget



Interoffice Memorandum

January 7, 2019

AGENDA ITEM

TO: Mayor Jerry L. Demings
-AND-
Board of County Commissioners

THRU: Lonnie C. Bell, Jr., Director *Lonnie C Bell*
Family Services Department

FROM: Sonya L. Hill, Manager
Family Services Department
Head Start Division
Contact: Khadija Pirzadeh, (407) 836-8912
Sonya Hill, (407) 836-7409

SUBJECT: Consent Agenda Item -- January 29, 2019
Florida Department of Children and Families
Application for a License to Operate a Child Care Facility

The Head Start Division requests Board approval of a renewal license between Florida Department of Children and Families and Orange County. This license will allow the Head Start Program to provide comprehensive early childhood development for preschool children and support to their families at Lila Mitchell Head Start. The effective date of this license is from April 10, 2019 through April 10, 2020. The license fee of \$100 will be paid with Head Start funds.

This is a standard application for a license that is required by the Florida Department of Children and Families for all licensed child care facilities. The County Attorney's Office and Risk Management Division have reviewed this application in the past for Head Start Centers currently in operation.

ACTION REQUESTED: Approval and execution of Florida Department of Children and Families Application for a License to Operate a Child Care Facility at Lila Mitchell Head Start. This application is only executed by Orange County. (Head Start Division)

SH/kp:jam

- c: Randy Singh, Deputy County Administrator
- Cristina Berrios, Assistant County Attorney, County Attorney's Office
- John Petrelli, Director, Risk Management and Professional Standards
- Yolanda S. Brown, Manager, Fiscal Division, Family Services Department
- Jamille Clemens, Grants Supervisor, Finance Division
- Nanette Melo, Management & Budget Administrator, Office of Management & Budget



Interoffice Memorandum

January 7, 2019

AGENDA ITEM

TO: Mayor Jerry L. Demings
-AND-
Board of County Commissioners

THRU: Lonnie C. Bell, Jr., Director *Lonnie C Bell*
Family Services Department

FROM: Sonya L. Hill, Manager
Family Services Department
Head Start Division
Contact: Khadija Pirzadeh, (407) 836-8912
Sonya Hill, (407) 836-7409

SUBJECT: Consent Agenda Item – January 29, 2019
Florida Department of Children and Families
Application for a License to Operate a Child Care Facility

The Head Start Division requests Board approval of a renewal license between Florida Department of Children and Families and Orange County. This license will allow the Head Start Program to provide comprehensive early childhood development for preschool children and support to their families at Southwood Head Start. The effective date of this license is from April 30, 2019 through April 30, 2020. The license fee of \$100 will be paid with Head Start funds.

This is a standard application for a license that is required by the Florida Department of Children and Families for all licensed child care facilities. The County Attorney's Office and Risk Management Division have reviewed this application in the past for Head Start Centers currently in operation.

ACTION REQUESTED: Approval and execution of Florida Department of Children and Families Application for a License to Operate a Child Care Facility at Southwood Head Start. This application is only executed by Orange County. (Head Start Division)

SH/kp:jam

- c: Randy Singh, Deputy County Administrator
- Cristina Berrios, Assistant County Attorney, County Attorney's Office
- John Petrelli, Director, Risk Management and Professional Standards
- Yolanda S. Brown, Manager, Fiscal Division, Family Services Department
- Jamille Clemens, Grants Supervisor, Finance Division
- Nanette Melo, Management & Budget Administrator, Office of Management & Budget

Orange County Head Start

Parent Family and Community Engagement 2018-2019

Monthly Report: January 2019

- (7) Home visits for attendance.
- (6) Families received Crisis/Emergency Assistance.
- (524) Parents received Educational Services.
- (440) Health Services Follow ups were done by Family Service Worker.
- (78) Families were referred for family services.
- (574) were provided families services
- (19) Parent Meetings were held this month. (590) parents attended parents meetings and (93) males attended during the month.
- (17) Fatherhood Activities was held this month. (101) fathers attended fatherhood initiatives.
- (1618) Parents Trainings were held this month. (524) parents attended Parents Trainings.

Trainings/Activities:

- Mental Health Wellness
- Disabilities-Understanding your Child's Growth
- Glen Providence-Hebni Nutrition Consultants
- Tax Preparation and New Tax Laws
- Importance of Health Records
- Nutrition
- Financial Literacy 5/3rd Bank
- Positive Parenting Practices/PBIS
- First Aid CPR
- Couponing
- Cooking Matters
- Proactive Discipline
- Saving and Budgeting
- Nemours Care Connect
- Early Head Start
- Child Abuse Prevention



ORANGE COUNTY HEAD START 2018-2019

ERSEA REPORT

MONTH: JANUARY

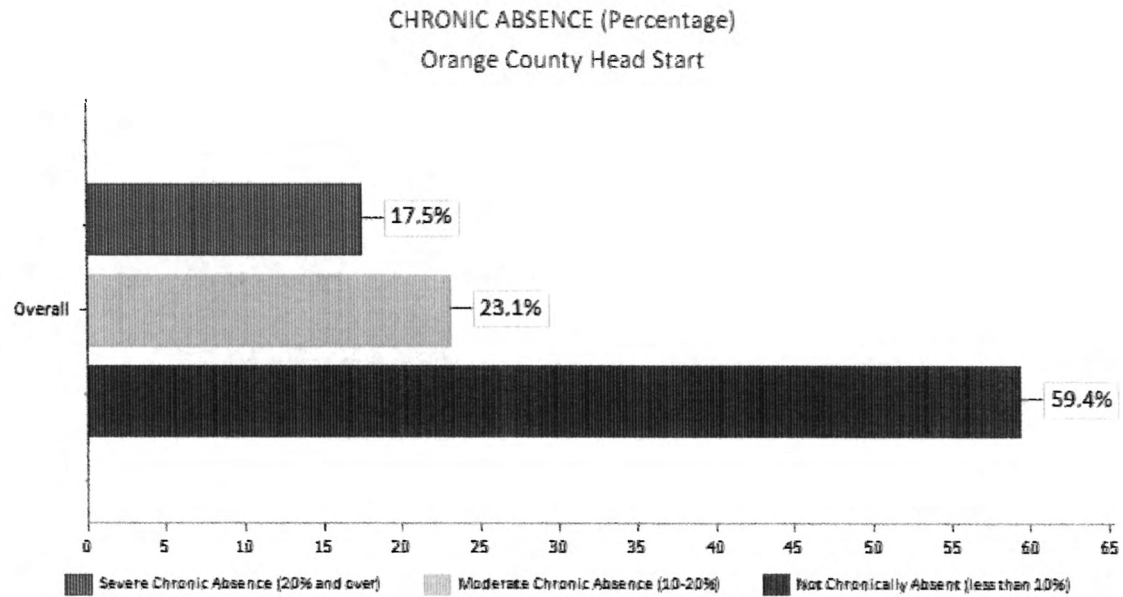
YEAR: 2019

Sites	Funded Enrollment	Monthly Actual Enrollment	10% IEP Actual Enrollment	Drops YTD	Monthly Waiting List	Monthly New Applications	Monthly Attendance 18 Days	Monthly Chronic Absenteeism	Chronic Absenteeism Last Month
Aloma	37	35	5%	5	1	0	93%	42%	48%
Bithlo	34	34	8%	5	3	2	89%	45%	35%
Callahan	49	49	2%	7	3	0	85%	64%	32%
Denton Johnson	34	34	11%	4	7	0	88%	57%	52%
Dillard	34	34	8%	1	1	1	91%	38%	35%
Dover Shores	40	40	20%	4	13	1	89%	42%	31%
East Orange	120	118	14%	13	20	4	90%	38%	34%
Engelwood	60	59	25%	4	20	0	93%	25%	52%
Evans	13	13	7%	1	7	1	93%	23%	46%
Frontline	77	77	6%	7	5	0	92%	35%	28%
Hal P Marston	103	103	6%	6	18	0	89%	45%	29%
John Bridges	120	119	5%	14	19	2	90%	43%	39%
Lila Mitchell	71	70	8%	3	27	0	93%	33%	32%
McCoy	40	39	25%	5	0	1	89%	35%	32%
Pine Hills	200	197	9%	16	29	0	92%	29%	30%
SO YMCA	60	60	0	4	6	0	90%	35%	25%
Southwood	120	117	13%	13	31	0	89%	44%	39%
Taft	120	119	7%	11	3	1	88%	47%	26%
Three Points	57	57	15%	4	15	2	87%	46%	52%
Ventura	34	34	17%	2	2	0	88%	48%	23%
WS ELC	79	78	8%	5	14	0	90%	45%	25%
WS Elementary	34	34	11%	2	3	0	89%	41%	20%
Total	1536	1520 (98%)	158 (10.3%)	136	247 (16%)	15	90%	40%	34%
Goal	1536	1536	+ 154 (10%)	-191	+ 154 (10%)	48	90%	-30%	
Previous Month	1536	1533 (99%)	151(9.8%)	105	227 (14%)	17	90%	34%	

Monthly Chronic Absenteeism	Current Month	Monthly Goal	Previous Month	Reasons w/ Highest Percentages	
Severe Chronic Absences (20% Over)	17%	10%(154)	19%	Sick or Dr's Appointment	36%
Moderate Chronic Absences (10-20% Over)	23%	20%(307)	14%	Unexcused/No Show	29%
Not Chronically Absent (Less than 10%)	59%	70% (1075)	66%	Transportation	10%

ORANGE COUNTY HEAD START 2018-2019

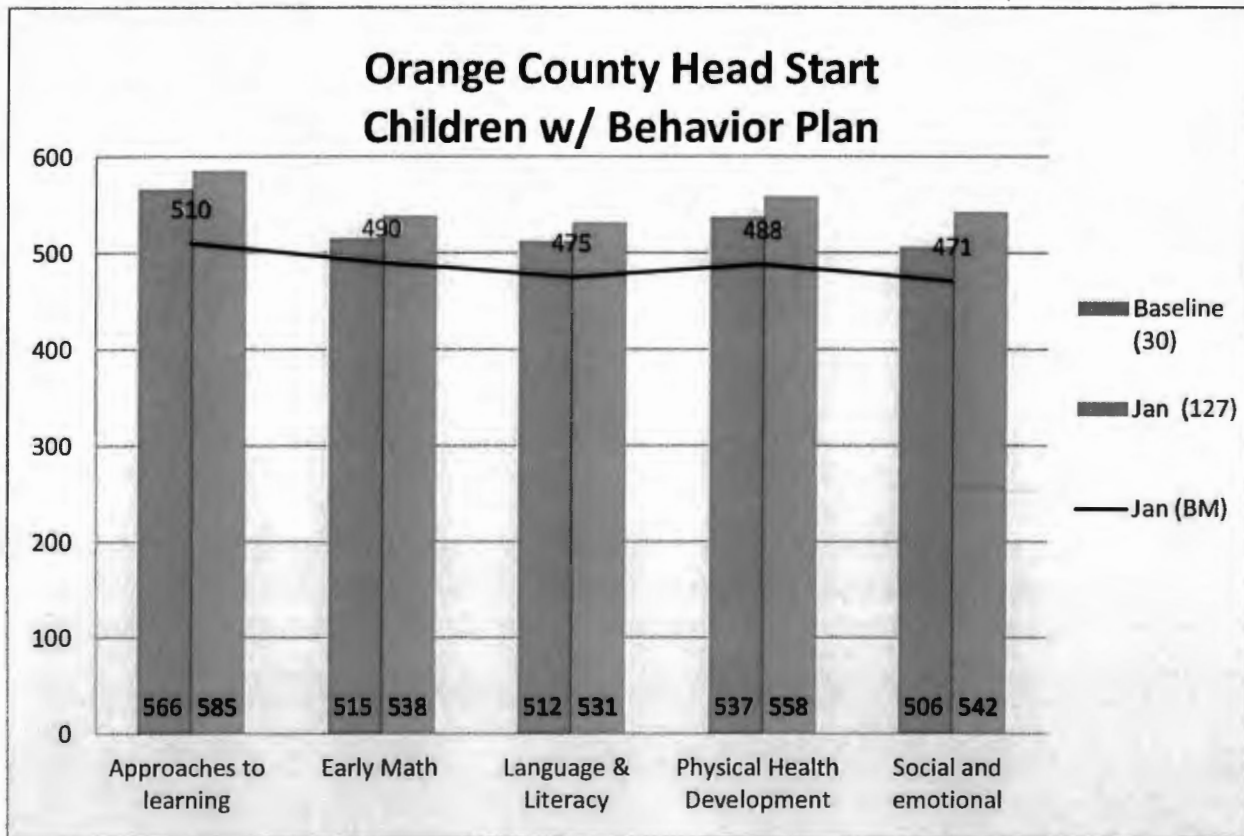
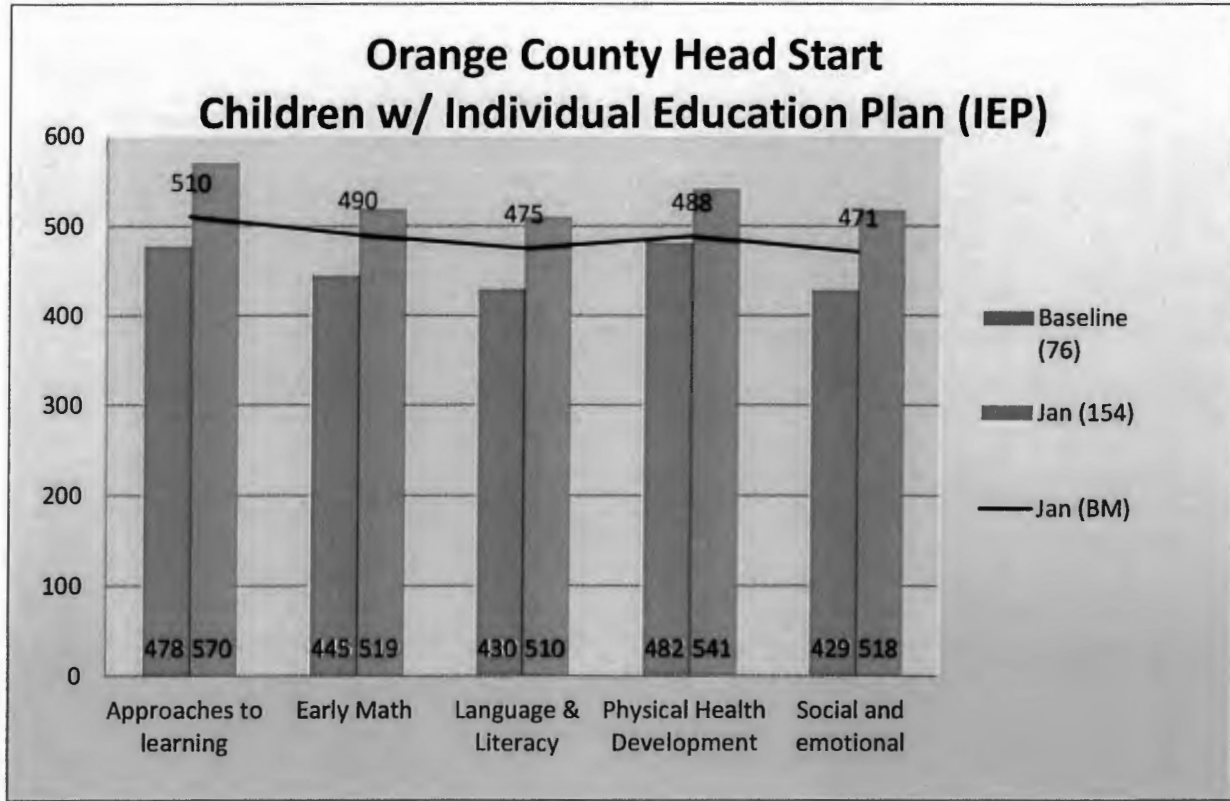
ERSEA REPORT



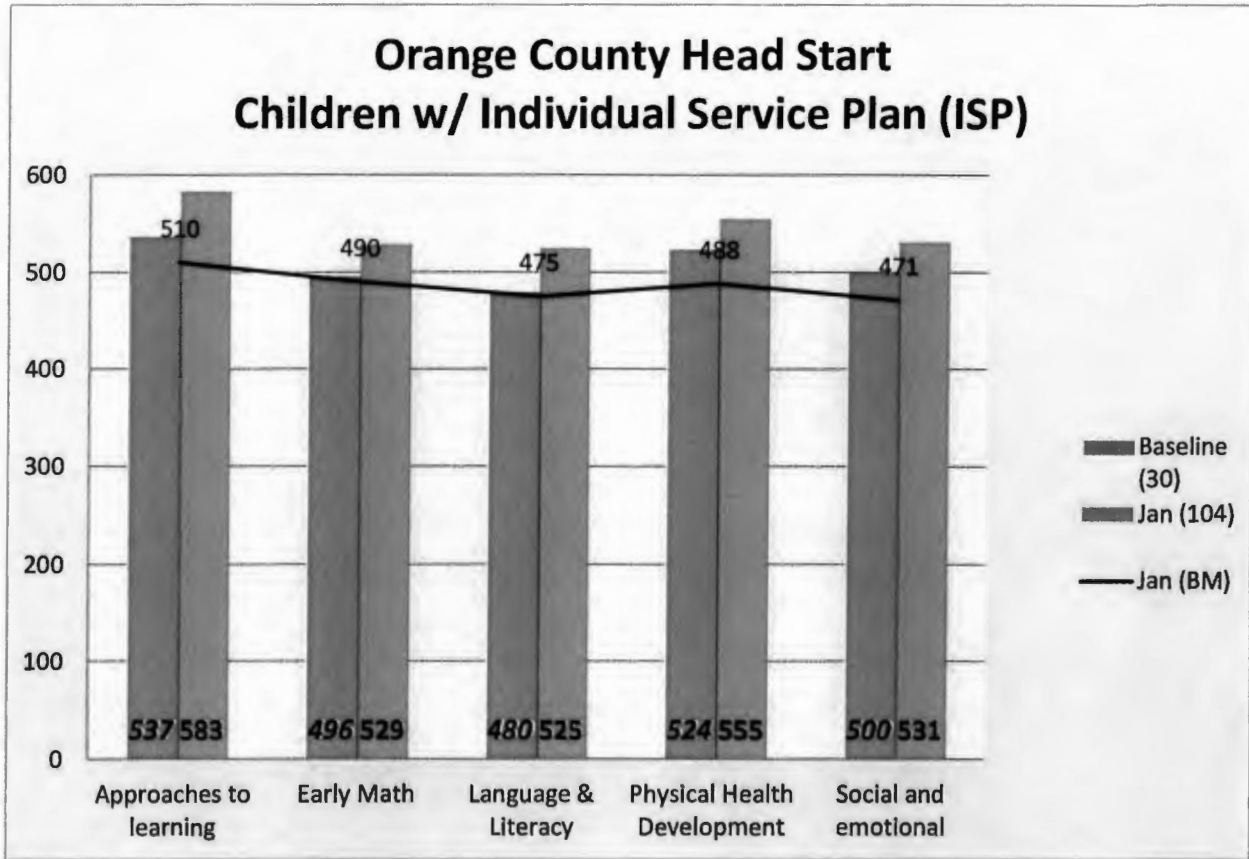
JANUARY 2019 Updates/Highlights:

- MLK Parade
- Recruitment at the sites
- ERSEA Training provided to all FSWs in preparation to PY 19-20

Mental Health & Disability Child Assessment Outcomes August 13, - January 31, 2019

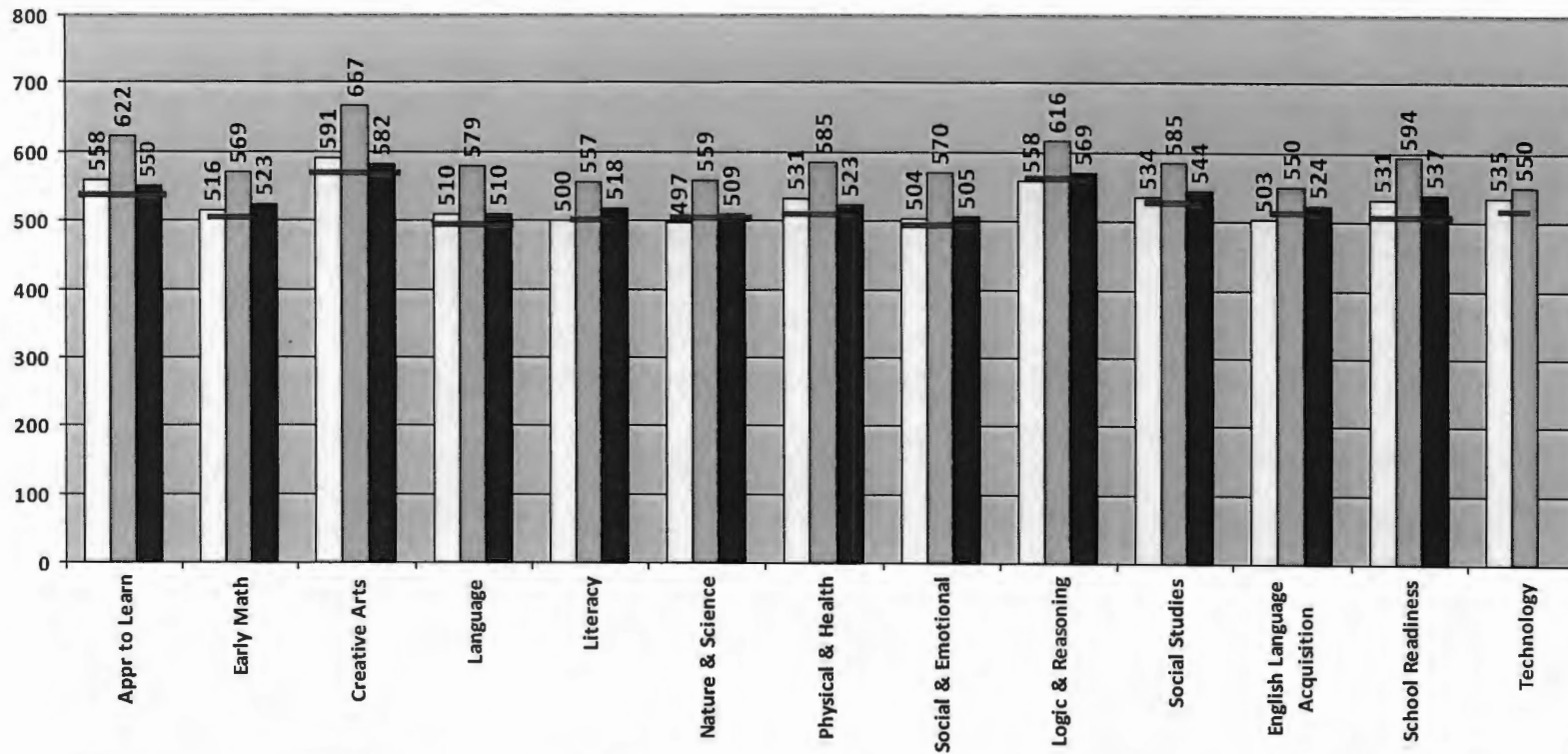


Mental Health & Disability Child Assessment Outcomes August 13, - January 31, 2019



January Benchmarks (BM)	
Approaches to Learning	510
Early Math	490
Language & Literacy	475
Physical Health Development	488
Social and emotional	471

Orange County Head Start
Early Childhood Assessment Scores
Four Years Old (4 Yrs)
August 13, 2018 –January 31, 2019

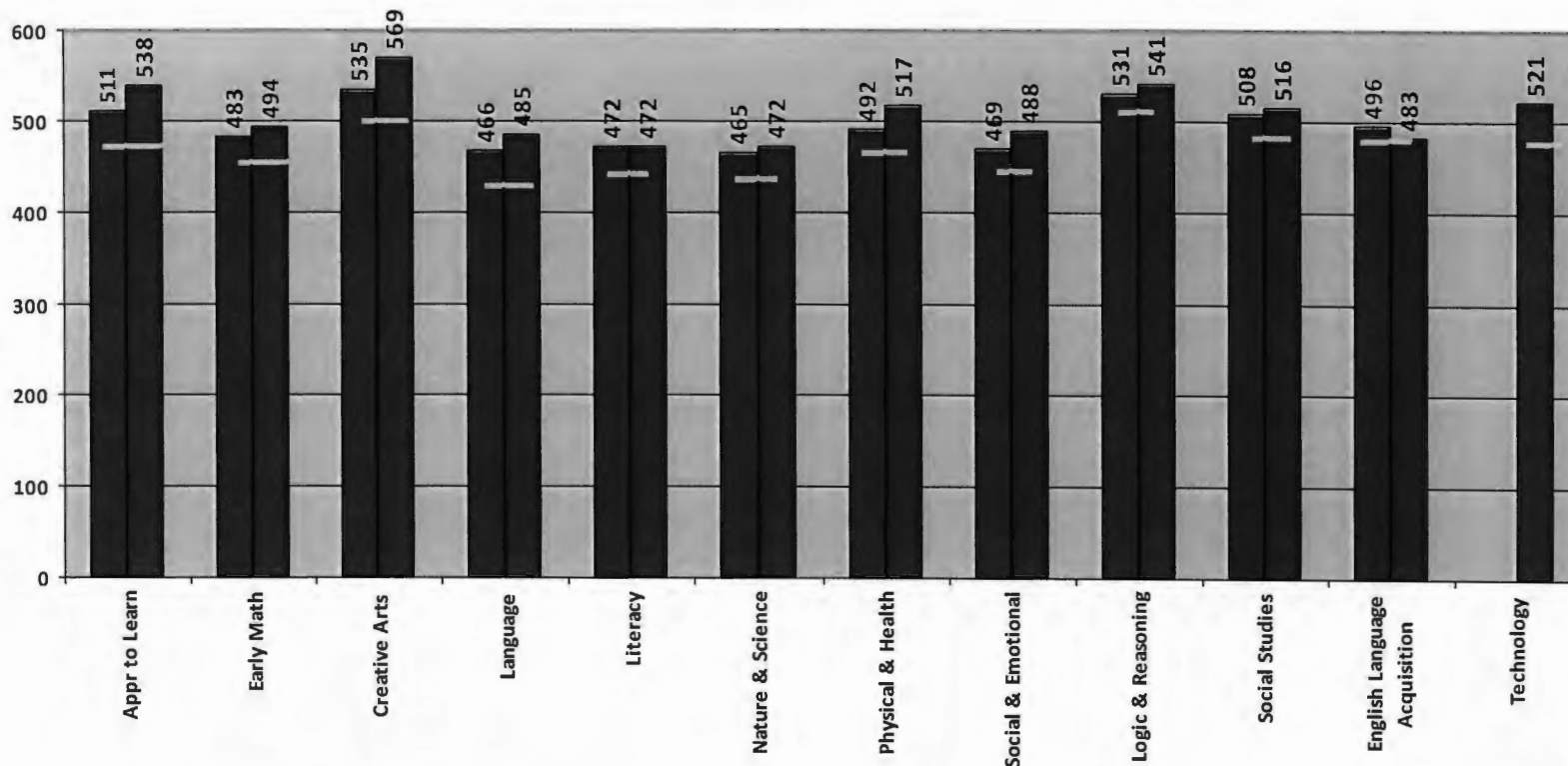


January Benchmarks	
Domain	4yrs
APL	532
EM	514
CA	564
LANG	495
LIT	505
NS	498
PHD	507
SED	492
LR	560
SS	532
ELA	522
TECH	522
SR	513

*The Developmental Scores (DL) indicates the Orange County Head Start first and second year enrolled children's position in the Galileo Developmental Progression Validated System in comparison with the Nation.

OCHS 1 ST Year 4 years old total number children enrolled 358
OCHS 2 nd Year 4 years old total number children enrolled 542
Nation 4 years old total children using Galileo system 9611

Orange County Head Start
 Three Years Old (3yrs)
 Early Childhood Assessment Scores
 August 13, 2018 –January 31, 2019



January 2019	
Domain	3yrs
APL	487
EM	466
CA	508
LG	444
LT	454
NS	449
PHD	468
SE	450
LR	517
SS	488
ELA	488
TECH	480

*The Developmental Scores (DL) indicates the Orange County Head Start children’s position in the Galileo Developmental Progression Validated System in comparison with the Nation.

Nation 3 yrs total children using Galileo system up to January 31, 2019 =7582
 Orange County 3 yrs total children enrolled up January 31, 2019 = 613

ORANGE COUNTY FAMILY SERVICES DEPARTMENT
 HEAD START DIVISION
 CHILDHOOD HEALTH & DEVELOPMENTAL SERVICES UNIT

NUTRITION MONTHLY REPORT
 18-19 PROGRAM YEAR

STAFF: Dalsy Flores

REPORTED MONTH: JANUARY 2019

Reporting for HS Centers: NUTRITION

Compliance Indicators	Benchmark	Beginning of School Year	Reporting for This Month	Year - To-Date
Number of children on WIC.				
Number of parents interested on WIC benefits.			1	
a. Acquired WIC benefits.	100%			
Number of Growth Assessment screening completed.	100%		20	
Number of children with BMI as Underweight.				
a. Number of children referred for Counseling.	100%		3	
b. Number of children with Denied Counseling.	0%			
c. Number of children with Accepted Counseling.	100%		2	
d. Number of children on WIC Counseling.	100%			
e. Increased weight	100%			
f. Decreased weight	0%			
g. Maintained same weight.	0%			
Number of children with BMI as Overweight.				
a. Number of children referred for Counseling.	100%		13	
b. Number of children with Denied Counseling.	0%			
c. Number of children with Accepted Counseling.	100%		13	
d. Number of children on WIC Counseling.	100%			
e. Increased weight	0%			
f. Decreased weight	100%			
g. Maintained same weight.	0%			
Number of children with BMI as Obese.			2	
a. Number of children referred for Counseling.	100%		11	
b. Number of children with Denied Counseling.	0%			
c. Number of children with Accepted Counseling.	100%		11	
d. Number of children on WIC Counseling.	100%			
e. Increased weight	0%			
f. Decreased weight	100%			
g. Maintained same weight.	0%			
			Total - 195	
a. Food Allergies			New 2	
b. Religious			New 1	
c. Preference				
d. Other (Specify) Lactose Intolerance			New 1	

ORANGE COUNTY FAMILY SERVICES DEPARTMENT
 HEAD START DIVISION
 CHILDHOOD HEALTH & DEVELOPMENTAL SERVICES UNIT

NUTRITION MONTHLY REPORT
 18-19 PROGRAM YEAR

STAFF: Daisy Flores

REPORTED MONTH: JANUARY 2019

Reporting for HS Centers: NUTRITION

Compliance Indicators	Benchmark	Beginning of School Year	Reporting for This Month	Year - To-Date
Number of Action Plans			6	
Ongoing Monitoring Visits (USDA / Head Start)				
1/23/19 Lila Mitchell- 1/31/19 Aloma				
1/24/19 Englewood 1/30/19 Ventura				
1/28/19 YMCA				
1/30/19 McCoy -				
1/23/2019 Callahan 1/28/2019 Hal Marston				
1/23/2019 Denton 1/25/2019 John Bridges				
1/25/2019 Dillard 1/30/2019 Pine Hills				
1/24/2019 Evans 1/31/2019 ELC				
1/29/2019 Frontline 1/29/2019 W.S. Elementary				
Nutrition Technical Assistance to Staff				
a. Center: McCoy				
b. Center: Lila Mitchell				
c. Center: South Orlando YMCA				
d. Center: Englewood				
e. Center: Ventura				
Meetings				
a. Type:				
c. Type:				
d. Type:				
e. Type:				
Parent Trainings				
a. Type:				
b. Type:				
c. Type:				
d. Type:				
e. Type:				
Nutrition Supply Distribution to HS Centers				
a. Type: Special Diet Food Dates: 1/10/19;1/18/19;1/22/19;1/24/19;1/30/19				
F. Type: Special Diets Food/ Kitchen Supplies Date: 1/11/19;1/15/19;1/16/19				
c. Type:				
d. Type:				
e. Type:				
F. Type: Resource Materials Date: Type: Action Plans Date:				
Number of meals consumed by children	100%			
a. Breakfast	100%	23,566		
b. Lunch	100%	24,235		
c. Snack	100%	19,752		
Number of meals disallowed	0%	32-Bithlo Breakfast 1/22/19		
Number of monthly nutrition activities at centers	220 (22x10 mo.)	0		
Number of meals consumed by staff	100%			
a. Breakfast	100%	1,507		
b. Lunch	100%	1,300		

ORANGE COUNTY FAMILY SERVICES DEPARTMENT
 HEAD START DIVISION
 CHILDHOOD HEALTH & DEVELOPMENTAL SERVICES UNIT

MEDICAL & DENTAL MONTHLY REPORT
 Month: January 2019

Compliance Indicators	YTD Previous Month	Reporting for this Month	Year-to-Date
Health Insurance			
# children with insurance	1512	47	1559
# children without insurance	132	-22	110
Medical Home			
# children with medical home established	1512	47	1559
# children without medical home	132	-22	110
Dental Insurance			
# children with insurance	1170	47	1217
# children without insurance	472		
Dental Home			
# children with dental home established	1170	47	1217
# children without dental home	472	-20	452
Up-to-Date Health Screenings			
Physical Exam	1626	21	1647
Vision	1541	17	1558
Lead	1251	32	1283
Blood Pressure	1602	16	1618
Immunization Record			
Completed	1029	39	1068
Waived	21	1	22
Up-to-Date	415	6	421
Children with Chronic Conditions			
Asthma	83	30	113
Seizures	13	7	20
Allergies	12	5	17
Other (Sickle Cell, Heart Murmur, Eczema, Immune Disorders)	12	3	15
Oral Health			
# children with an up-to-date dental exam	1412	11	1423
Passed dental exam	1243	10	1253
Failed dental exam	169	1	170
# Dental Treatment Action Plans completed and discussed with parents		165	165
Completed dental treatment			
Started/in-process dental treatment	23	1	24
Not started dental treatment	146		146
# children who received dental preventive care	880	22	902

ORANGE COUNTY FAMILY SERVICES DEPARTMENT
 HEAD START DIVISION
 CHILDHOOD HEALTH & DEVELOPMENTAL SERVICES UNIT

MEDICAL & DENTAL MONTHLY REPORT

Month: January 2019

Compliance Indicators	YTD Previous Month	Reporting for this Month	Year-to-Date
Health Technical Assistant to Staff	23	2	25
Center: John Bridges # Staff 4			
Center: YMCA # Staff 4			
Center: # Staff			
Center: # Staff			
Center: # Staff			
Prescribed Medication Order/Administration			115
Center: Dillard # Children: 3			
Center: Evans # Children: 4			
Center: Hal Marston # Children: 8			
Center: Pine Hills # Children: 23			
Center: WS/ELC # Children: 8			
Center: WS Elem # Children: 4			
Center: Callahan # Children: 12			
Center: D Johnson # Children: 6			
Center: Frontline # Children: 11			
Center: J Bridges # Children: 10			
Center: L Mitchell # Children: 9			
Center: Southwood # Children: 13			
Center: YMCA # Children: 4			
Meetings			
Type: Date:			
Type: Date:			
Type: Date:			
Type: Date:			
Type: Date:			
Parent Trainings			
Center: Date:			
Center: Date:			
Center: Date:			
Center: Date:			
Center: Date:			
Health Provider Consultation			
Type: Date:			
Child Evaluation for Health Concerns			
Center: Date:			
Health Supplies Distribution			
Center: Date:			



“Milk and Muffins”

**A Weekly Reading Readiness Program for
Children in Preschool and Kindergarten
and Parents
(NO COST to Families)**

WHAT is Milk and Muffins?

- **Milk and Muffins is a Saturday morning program for children 3 years old-Kindergarten. UCF students, participating in early reading activities (games, puzzles, letter matching, rhyming, singing, reading books).**
- **Milk and Muffins is also a program for parents. While your child is working with a UCF student, you will have the opportunity to participate in a “parent class” to learn ways to help your child be ready to learn to read and to be best prepared to succeed in school.**

WHEN is Milk and Muffins?

Saturdays, 10:30 a.m. -12:00 p.m.

- **March 2**
- **March 9**
- **March 23**
- **March 30**
- **April 6**
- **April 13**

WHERE is Milk and Muffins?

J.B. Callahan Neighborhood Center-101 N. Parramore Avenue, Orlando

Questions? Contact Dr. Judy Levin-407 797-1873 Judith.Levin@ucf.edu

**For more information, visit our Facebook Page
<https://www.facebook.com/milkandmuffins1/>**





ORANGE COUNTY GOVERNMENT
 HEAD START
 POLICY COUNCIL
 MEETING MINUTES



1768 E. Michigan St.
 Orlando, FL 32806
 January 24, 2019

Call to Order by: Maritza Vasquez, Chairperson at 6:45 p.m.

Roll Call by: Shakita Preacely, Secretary

Attended By:

Roxanne Williams	Callahan	Representative
Leviticus Henderson	Denton Johnson	Representative
Lara Urdaneta	Dillard Elementary	Treasurer
Anamaris Rodriguez	East Orange	Parliamentarian
Maritza Vasquez	Engelwood	Chairperson
Margarita Rodriguez	Engelwood	Alternate
Gerald Dennis	Evans	Representative
Darline Demosthene	Frontline	Representative
Shirohn Scott	Hal P. Marston	Representative
Angela Washington	Hal P. Marston	Alternate
Audrey Edwards	John Bridges	Representative
Arline Paul	Lila Mitchell	Representative
Krystal Delorio	McCoy	Representative
Gisela Guebely	McCoy	Alternate
Shakita Preacely	Pine Hills	Secretary
Cesar Tirado	SOYMCA	Representative
Johanna Nieves	Taft	Representative
Isis Curry	Three Points	Representative
Joemeli GarciaTorres	Three Points	Alternate
Jenny Cruz	Ventura	Representative
Precious Williams	Washington Shores Elem	Representative
Leah Ackerman	Past Parent	Community Rep
AnnMarie Alvarado	CHS	Community Rep
Pamela Clark	OCPS	Community Rep
Tequila Henderson	Past Parent	Community Rep
Charmaine Jobson	Past Parent	Community Rep
Jeneka Lloyd	Past Parent	Community Rep

Visitors

David Jonathas	Frontline
Donovan Horne	
Jonee Matthews	

Quorum Established

Staff:

Polly Boulér	Hal Marston	Teacher Assistant
Diana Gamble	Hal Marston	Teacher Assistant
Sonya Hill	Main Office	Manager
Yvette Meade	Main Office	Admin Specialist
Milagros Font	Main Office	Sr. Program Manager
Pedro Berrios	Warehouse	Warehouse Tech
Sandra Ruff	Main Office	Fiscal Manager
Sandra Moore	Main Office	Admin Assistant
Dwayne Horne	Main Office	Sr. FSW
Limarys Rivera	Main Office	Education Coordinator
Joyce Thomas	Frontline	Teacher
Bernice Mendez	Main Office	Sr. FSW
Teresa Williams	Main Office	Field Ops Supervisor
Gladys Arzon	Main Office	Mentor Coach
Dena Davila	Main Office	Sr. Family Service Worker
Jacqueline Lopez	Frontline	Center Manager
Regina Melecio	Lila Mitchell	Family Service Worker
Latoria Mitchell	Bithlo	Center Manager
Tonya Johnson Hale	Denton Johnson/Dillard	Center Manager
Nick Sanders	Warehouse	Facilities Maintenance Supervisor

Chairperson Vasquez requested a motion to adopt the Agenda. Lara Urdaneta made a change to the agenda to add "COLA Application" to the Budget Report

Motion: Lara Urdaneta, Secretary

Second: Leviticus Henderson, Denton Johnson, Representative

Status: The motion was carried with no objections

Secretary Report: Shakita Preacely gave highlights from the minutes of December 20, 2018.

Chairperson Vasquez requested a motion to accept the Secretary Report

Motion: Krystal Delorio, McCoy, Representative

Second: Joanna Nieves, Taft, Representative

Status: The motion was carried with no objections

Officer's Report

- Maritza Vazquez directed AnnMarie Alvarado to give the report. Ms. Alvarado reported on the MLK Day Parade that took place on January 19, 2019. Several Head Start families were in attendance. The children sang a song before a judge. The crowd was excited and happy to be in attendance. Head Start flyers and brochures were handed out. The parade was highlighted on Orange TV.
- Maritza will be visiting the top 5 centers with chronic absenteeism in an attempt to cut down on the problem.
- In reference to the Government shut down; please do not post negative comments on social media. There is a lot of false information floating around. Go to the DCF website for accurate information.

Budget Report by Lara Urdaneta, Treasurer

If the Government is still shut down after March, Orange County will pick up the bill for food services at the centers.

COLA Application – Sandra Ruff, Fiscal Manager

Still working on the narrative and finishing up the application.

OCHS is requesting approval for the following:

- Wireless scanners for the warehouse.
- Vehicle for the Maintenance Tech Supervisor.
- Registered Nurse for the Mental Health & Disabilities Unit.
- Support Staff for the ERSEA Coordinator.
- Increase the weeks worked per year for key staff to include our LPNs
- 11k for outdoor toys/equipment geared toward children with disabilities and special needs.

Chairperson Vasquez requested a motion to approve the COLA application

Motion: Isis Curry, Three Points, Representative

Second: Krystal Delorio, McCoy, Representative

Status: The motion was carried with no objections

HR Report by Sonya Hill, Division Manager – There were 2 recommendations for hire for Teacher. Ms. Hill also pointed out the vacancies and separations.

Chairperson Vasquez requested a motion to accept the HR report

Motion: Lara Urdaneta, Treasurer

Second: Leah Ackerman, Vice Chairperson

Status: The motion was carried with no objections

Division Manager's Report by Sonya Hill –

- OCHS was instrumental in the NHSA Conference Event. Many staff volunteered at the conference. Dr. Bergeron came to visit Frontline and was impressed with the operations there, particularly our collaboration with OCPS and the dual enrollment process.

- PFCE kicked off the Getting Ahead program

- Met with new Commissioner Christine Moore to give her information on the HS program.

Old Business

- NHSA Conference Updates

Lara Urdaneta, Treasurer, Attended and Reported on –

1. Domestic Violence
2. Positive Reinforcement to Avoid Negative Behavior
3. The importance of Fatherhood Involvement

Jeneka Lloyd, Community Rep, Attended and Reported on -

1. Domestic Violence
2. Head Start Parents Roll

Margarita Rodriguez, Engelwood Alternate, Attended and Reported on -

1. ERSEA
2. Bullying

Maritza Vasquez, Chairperson, Attended and Reported on

1. What is a Parent Ambassador

2. Where Do We Go From Here.. The Impact of Elections in Head Start

Sonya Hill introduced Latoria Mitchell, new Center Manager at Bithlo Head Start Center. Ms. Mitchell spoke about her experience in education.

Ms. Hill highlighted the Education report and urged parents to bring this information back to their Parent meetings.

- **ERSEA Training Part 2 by Bernice Mendez, ERSEA Coordinator, covered the following;**
 1. Enrollment - Children can enroll if they are 3 years old by September 1st unless the child has an IEP or is coming from Early Head Start; then they can be 2 years old.
 2. Attendance – Staff must be very supportive to parents so they can feel confident in bringing their child to school when dealing with other challenges.
Suspension and Expulsion – OCHS does not suspend or expel children. We do regulated suspension for example; sick or contagious. If a child has pink eye, we ask the parent to not bring their child in. If there is a behavioral problem and we have exhausted all efforts with the parents, held a multi-disciplinary team meeting with the family and action plans, and the parents do not comply, the child can be released.

Thank the parents at your centers. Dollar per child has raised \$1,556.00 from parent donations. Head Start will have full day/full year for the month of June only for children already enrolled in FD/FY

Chairperson Vasquez requested a motion to adjourn the meeting

Motion: Charmaine Jobson, Community Rep

Second: Leah Ackerman, Community Rep

Status: The motion was carried with no objections

Meeting Adjourned at 8:12p.m.

Next Policy Council Meeting is February 21, 2019