

*Utilities Department*

**Mandatory Refuse & Recycling  
Collection Services  
Tentative 2025 MSBU Rate**

**June 18, 2024**



# Presentation Overview

- **Collection Program**
- **MSBU Background**
- **Proposed 2025 MSBU Rate**
- **Comparison of MSBU Rates**
- **Requested Action**



# Presentation Overview

- **Collection Program**
- MSBU Background
- Proposed 2025 MSBU Rate
- Comparison of MSBU Rates
- Requested Action

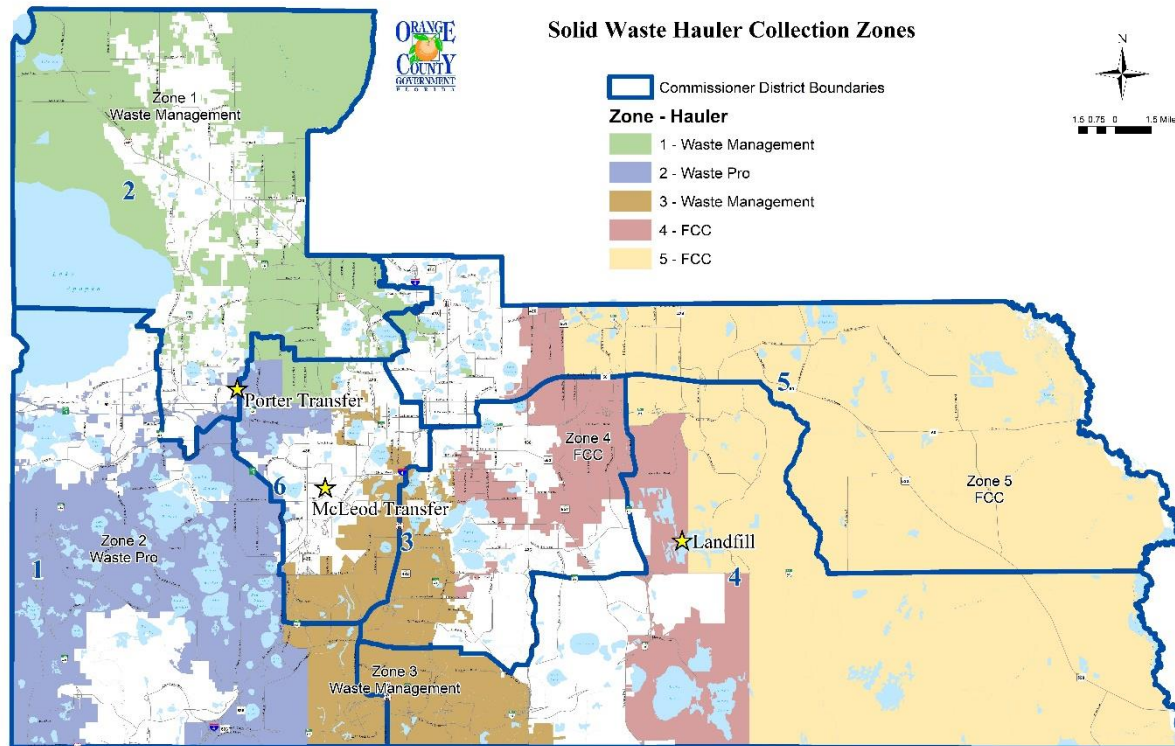


# Collection Program

- **Approximately 230,000 residential households in the Solid Waste Municipal Services Benefit Unit (MSBU)**
- **Unincorporated area divided into five collection zones**
- **One exclusive collection provider per zone**
- **Weekly garbage, recycling, yard waste, and large item collections**



# Collection Program





# Presentation Overview

- Collection Program
- **MSBU Background**
- Proposed 2025 MSBU Rate
- Comparison of MSBU Rates
- Requested Action



# MSBU Background

- **Hauler compensation initially set by bid and adjusted annually**
- **BCC approves hauler compensation by July 15**
- **BCC tentatively approves MSBU rate included in proposed property tax notice sent in August**
- **Final BCC adoption of MSBU rate at first Budget Public Hearing in September**



# Presentation Overview

- Collection Program
- MSBU Background
- **Proposed 2025 MSBU Rate**
- Comparison of MSBU Rates
- Requested Action





# Proposed 2025 MSBU Rate

## MSBU Rate Components





# Proposed 2025 MSBU Rate

## ■ MSBU Rate Components

### –Collection

- Annual adjustment based on contract

### –Disposal

- Annual adjustment based on waste generation by customers and tip fee

### –Administration

- Budget reflects overhead and personnel costs





# Proposed 2025 MSBU Rate

## ■ MSBU Rate Components

### – Recycling

- Recycling Processing Agreement
- Recycling Quality Improvement Program (RQIP)

### – Carts

- Purchase for new residential units and replacement carts
- Prepare for end-of-life cart replacement

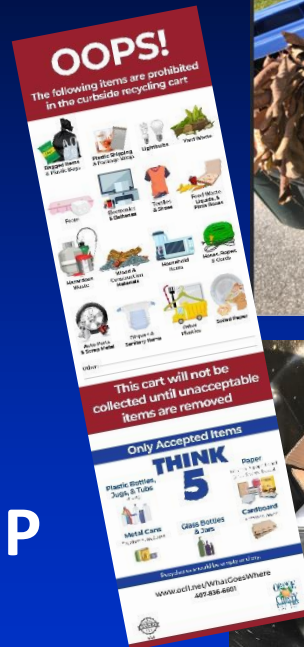
### – Reserves/Rate Stabilization

- Smooth future rate increases



# Proposed 2025 MSBU Rate

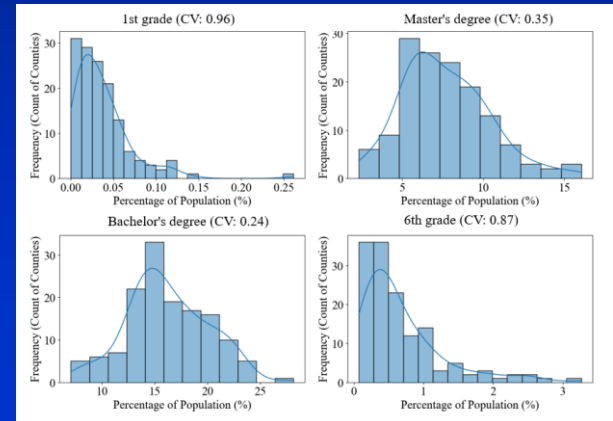
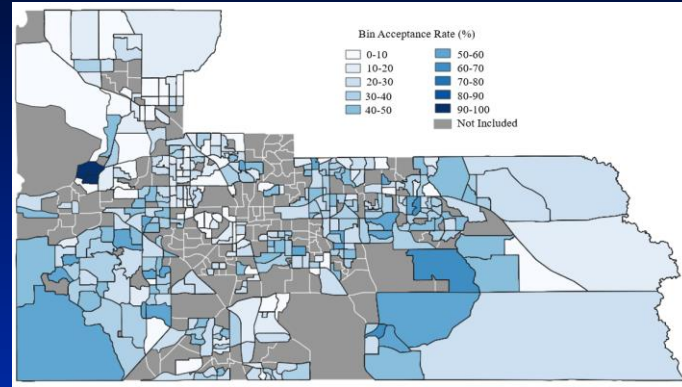
- Recycling Quality Improvement Program
  - 230,000 homes tagged
  - 60% of carts out weekly
  - 84% of carts out monthly
  - 24% improvement w/RQIP
  - 10% of households not responsive





# Proposed 2025 MSBU Rate

- Recycling Quality Improvement Program
  - Try different messaging
  - Targeted outreach
  - Working with UCF
  - Understand demographics
  - Survey households
  - Consider program changes





# Proposed 2025 MSBU Rate

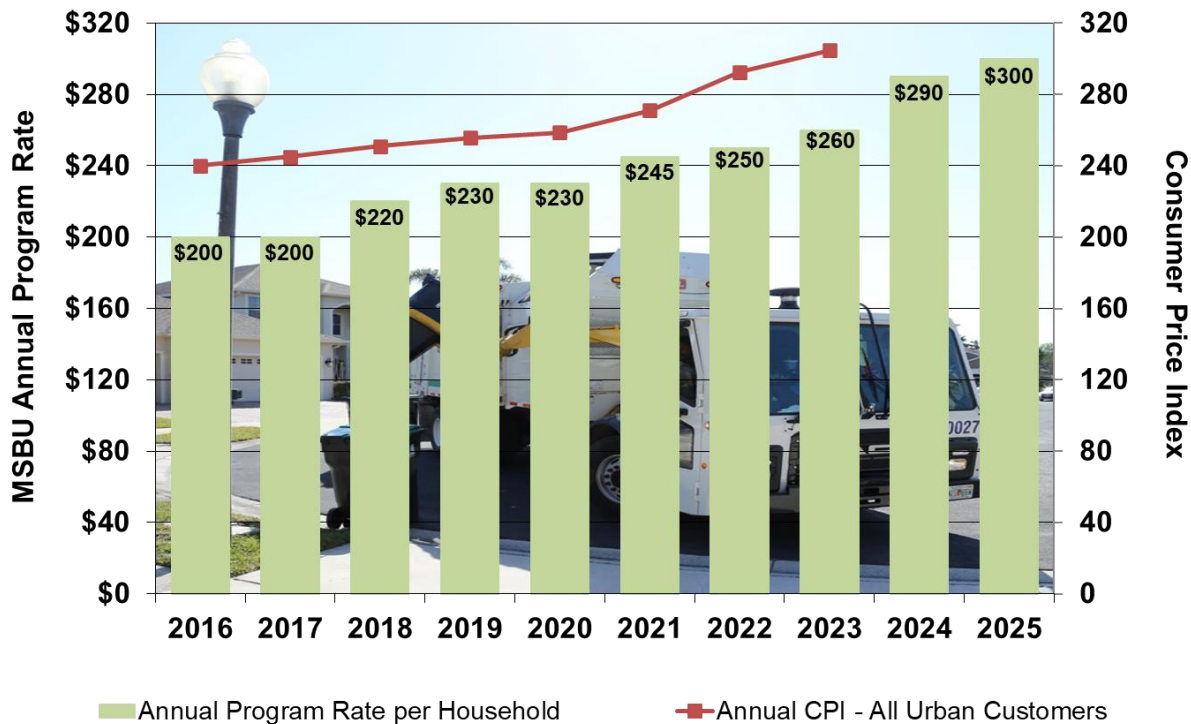
Component	CY 2024	Proposed CY 2025	Change
Collection	\$161.94	\$168.32	\$6.38
Disposal	\$62.19	\$68.28	\$6.09
Administration	\$13.02	\$13.39	\$0.37
Recycling	\$36.15	\$36.07	(\$0.08)
Carts	\$14.15	\$14.62	\$0.47
Reserves/Rate Stabilization	\$2.55	(\$0.68)	(\$3.23)
MSBU Rate per Household	\$290.00	\$300.00	\$10.00





# Proposed 2025 MSBU Rate

## Mandatory Refuse Program Annual Rate





# Presentation Overview

- Collection Program
- MSBU Background
- Proposed 2025 MSBU Rate
- **Comparison of MSBU Rates**
- Requested Action





# Comparison of MSBU Rates

- Miami-Dade County	\$547.00
- Palm Beach County*	\$466.67
- Hillsborough County	\$437.51
- Osceola County	\$371.88
- Broward County	\$350.00
- Lake County	\$345.00
- Seminole County	\$305.00
- <b>Orange County</b>	<b>\$300.00</b>
- Lee County*	\$296.33

Notes: 1) This slide compares Orange County's proposed 2025 rate to others' current 2024 rates. 2) \* indicates an average of different zone rates.



# Comparison of MSBU Rates

- Orange County	\$300.00
- Ocoee	\$294.12
- Winter Park	\$291.24
- Winter Garden	\$282.72
- Orlando	\$260.16
- Apopka	\$252.36



# Presentation Overview

- Collection Program
- MSBU Background
- Proposed 2025 MSBU Rate
- Comparison of MSBU Rates
- **Requested Action**



# Requested Action

- Tentative approval of MSBU rate at \$300 per household for CY 2025

AND

- Set hauler compensation rates for CY 2025
  - Zone 1      \$164.11 per household
  - Zone 2      \$203.00 per household
  - Zone 3      \$176.75 per household
  - Zone 4      \$143.35 per household
  - Zone 5      \$145.90 per household