


ORANGE



COUNTY
F L O R I D A

Economic Outlook

Orlando, FL
April 7th, 2025

Presented by Dr. Sean Snaith
UCF Institute for Economic Forecasting

RISING UNCERTAINTY OVER NATIONAL ECONOMY

- Iran War
 - Length, severity & possible widening
- Slowing consumer spending, but a tale of two households
- Federal Reserve change in leadership and interest rate decisions



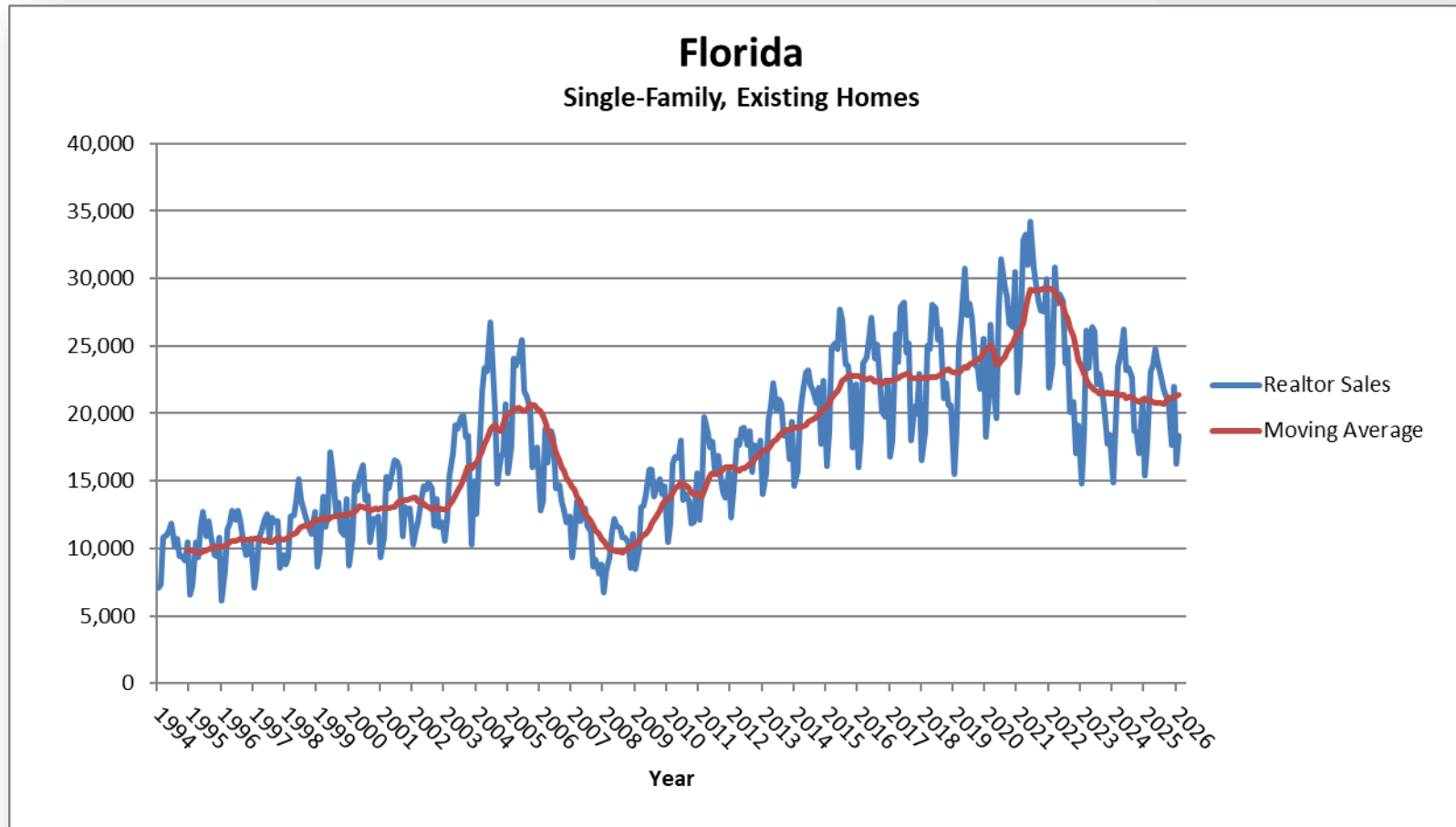
U.S. FORECAST

	2023	2024	2025	2026	2027	2028
Real GDP % Change, Annual Rate	2.9	2.8	2.1	2.4	1.8	1.6
Unemployment Rate %	3.6	4.0	4.3	4.5	4.5	4.4
Payroll Employment % Change Year ago	2.2	1.2	0.5	0.2	0.3	0.3
Consumption % Change, Annual Rate	2.6	2.9	2.7	2.6	2.2	2.0

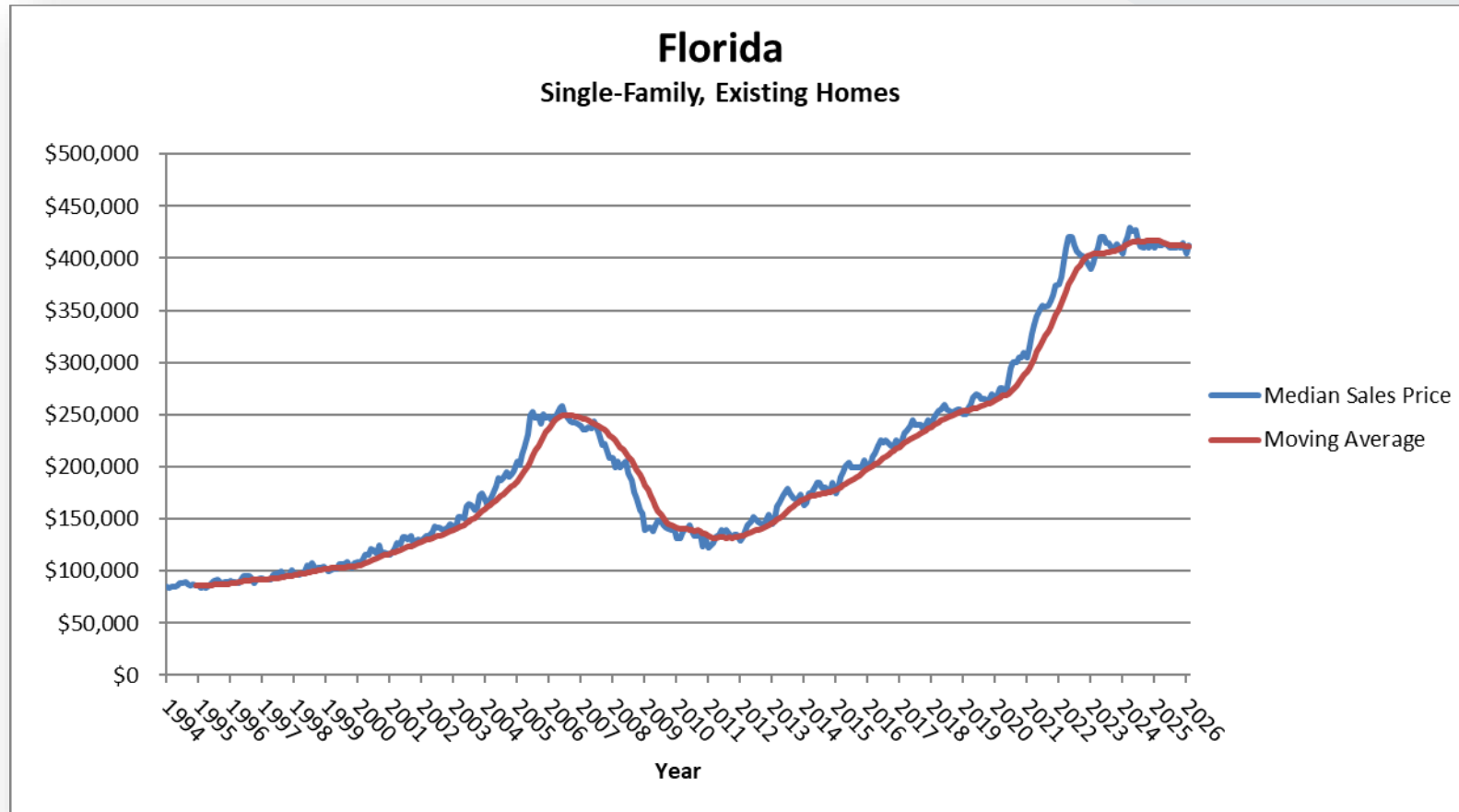
U.S. FORECAST

	2023	2024	2025	2026	2027	2028
Consumer Prices (Annual Rate)	4.1	3.0	2.7	2.9	2.6	2.3
Excl. Food & Energy (Annual Rate)	4.8	3.4	2.9	2.6	2.8	2.5
Producer Prices, Finished Goods (Annual Rate)	1.6	1.2	2.0	1.8	1.8	2.0

FLORIDA FORECAST



FLORIDA FORECAST



FLORIDA HOUSING MARKET

	February 2026	February 2025	Percent change
Closed Sales	18,379	17,697	3.9%
Median Sale Price	\$412,000	\$415,000	-0.7%
Median Days on Market	59	54	9.3%
Inventory (Months Supply)	4.8	5.3	-9.4%

ORANGE COUNTY HOUSING MARKET

	February 2026	February 2025	Percent change
Closed Sales	753	828	-9.1%
Median Sale Price	\$491,000	\$490,000	0.3%
Average Sale Price	\$630,889	\$660,517	-4.5%
Median Days on Market	46	47	-2.1%
Inventory (Months Supply)	3.5	3.4	2.9%

FLORIDA FORECAST

	2023	2024	2025	2026	2027	2028
Real State GDP % Change, Year Ago	5.1	3.3	3.2	2.9	2.1	2.0
Unemployment Rate %	3.0	3.4	3.8	4.3	4.2	4.1
Payroll Employment Thousands	9,764	9,937	10,060	10,102	10,170	10,220

2025-2028 AVERAGES FALL 2025 FORECAST

Florida	
Sector	% Average Annual Growth
Education-Health Services	1.1
Financial	0.2
Leisure & Hospitality	0.6
Construction	1.0
State & Local Government	0.7
Trade, Transportation & Utilities	-0.2
Information	-0.3
Professional & Business Services	1.7
Manufacturing	-0.7
Federal Government	-0.4

ORLANDO FORECAST

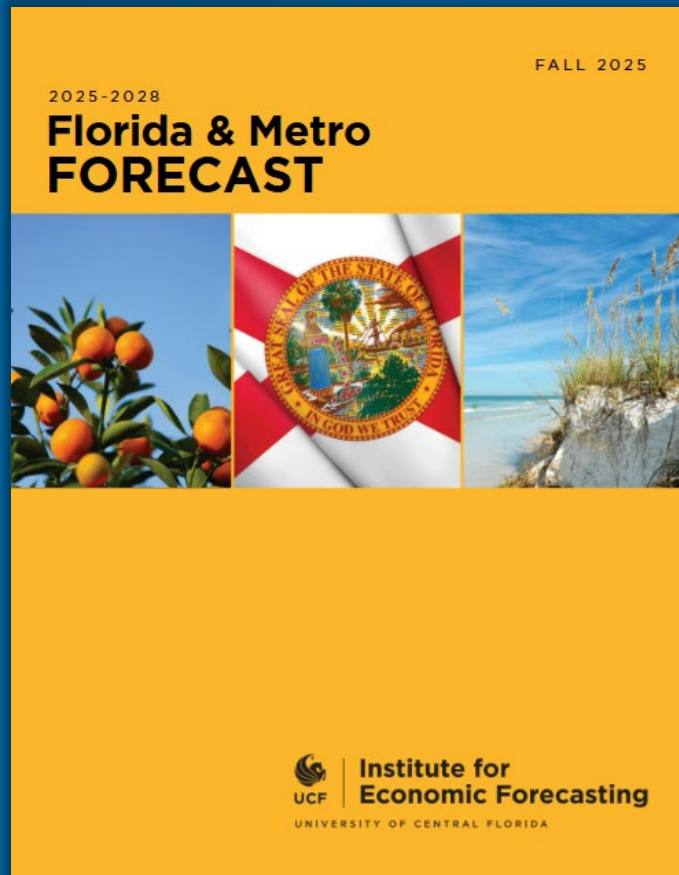
	2023	2024	2025	2026	2027	2028
Real Metro GDP Billions \$	176.3	182.5	189.2	195.5	201.0	205.8
Unemployment Rate %	2.9	3.3	3.7	4.2	4.0	3.8
Payroll Employment Thousands	1,465.0	1,499.3	1,522.8	1,534.1	1,551.6	1,572.3

2025-2028 AVERAGES FALL 2025 FORECAST

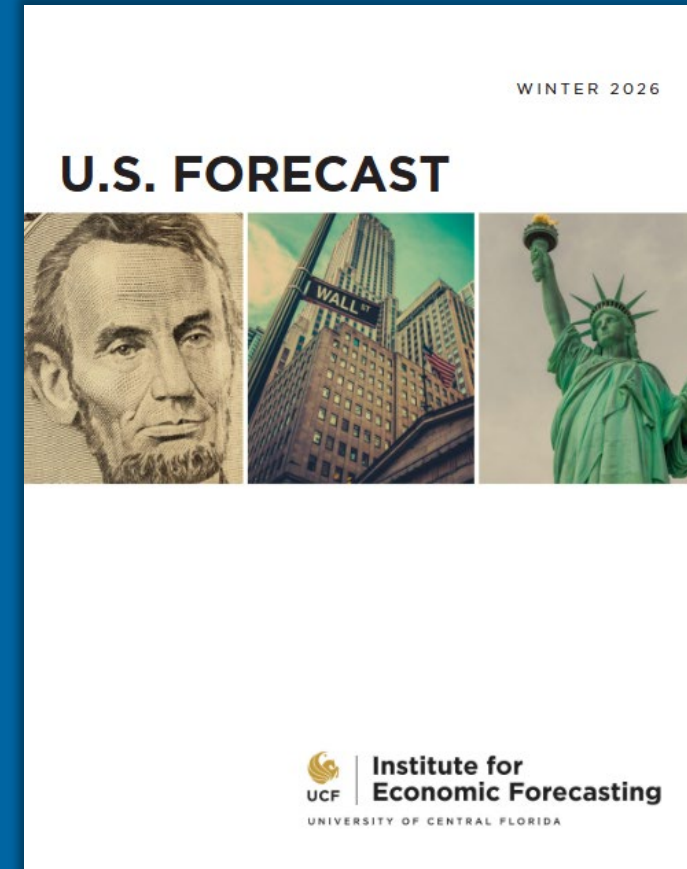
Orlando	
Sector	% Average Annual Growth
Professional & Business Services	2.4
Education-Health Services	1.4
Construction	1.7
Federal Government	1.1
State & Local Government	0.9
Information	0.9
Leisure & Hospitality	0.8
Trade, Transportation & Utilities	0.5
Financial	-0.1
Manufacturing	-0.4

QUARTERLY FORECAST PUBLICATIONS

Florida & Metro Forecast



U.S. Forecast



THANK YOU

Sean M. Snaith, Ph.D.

Director
Institute for Economic Forecasting
(407) 823-1451
Sean.Snaith@ucf.com

IEC.UCF.EDU

www.facebook.com/seansnaith

Twitter: [@seansnaith](https://twitter.com/seansnaith)