




Interoffice Memorandum

January 30, 2019

AGENDA ITEM

TO: Mayor Jerry L. Demings
-AND-
Board of County Commissioners

THRU: Lonnie C. Bell, Jr., Director 
Community and Family Services Department

FROM: Sonya L. Hill, Manager
Head Start Division
Contact: Khadija Pirzadeh, (407) 836-8912
Sonya Hill, (407) 836-7409

SUBJECT: **Consent Agenda Item – February 26, 2019**
Filing of Head Start Policy Council Program Information and Updates
for the Official County Record

The Head Start Division requests filing of the program information and updates and meeting minutes for the official county record:

Head Start Policy Council Program Information and Updates	January 2019
Head Start Policy Council Meeting Minutes	December 20, 2018

ACTION REQUESTED: Receipt and filing of Head Start Policy Council Program Information and Updates January 2019 and Head Start Policy Council Meeting Minutes December 20, 2018 for the official county record.

SH/kp:jam
Attachment

c: Randy Singh, Deputy County Administrator
Cristina Berrios, Assistant County Attorney, County Attorney's Office
John Petrelli, Director, Risk Management and Professional Standards
Yolanda S. Brown, Manager, Fiscal Division, Family Services Department
Jamilie Clemens, Grants Supervisor, Finance Division
Nanette Melo, Management & Budget Administrator, Office of Management and Budget



Lonnie C. Bell Jr.
Director, Family Services


Orange County Government

HEAD START POLICY COUNCIL



Sonya L. Hill
Head Start Division Manager

PROGRAM INFORMATION & UPDATES



JANUARY 2019



**Orange County
Family Services Department
Head Start Division**



**POLICY COUNCIL
MEETING**

Who: Policy Council Members

Date: THURSDAY, JANUARY 24, 2019

Time: 6:30 p.m.

**Location: Great Oaks Village Dining Hall
1768 E. Michigan Street
Orlando, FL 32806**

Child Care Provided
Children's snacks provided

*Sandra Moore:
407-836-8913 (8am-5pm)
Email Sandra.moore2@ocfl.net*

See you there!



AGENDA

Orange County Government • Policy Council Meeting
GOV Dining Hal • 1768 East Michigan Street, Orlando, FL 32806
January 24, 2019 6:30 p.m.

1. *Call to Order – Chairperson*
2. *Roll Call – Secretary*
 - *Confirm Quorum*
3. *Adoption of Agenda*
4. *Secretary Report*
 - a. *Review of Minutes from December 20, 2018*
5. *Officer's Report*
6. *Budget Report*
7. *HR Report*
8. *Head Start Division Manager's Report – Sonya Hill, Head Start Division Manager*
9. *Commissioner/Commissioner's Liaison Report*
10. *Old Business*
 - a. *NHSA Conference Updates*
 - b. *ERSEA Training Pt. 2*
11. *New Business*
12. *Public Comment*
13. *Adjourn*

Head Start Budget Summary December 2018

Head Start Budget Summary

Below is a statement of financial activity (or an expense sheet). This summarizes all the financial spending over a period of time. In the example below, we are looking at spending on a monthly basis. This report gives the council an understanding of Orange County Head Start's financial health. The accompanying reports are the details in which the summary is created.

Unit Name	Current Budget 2017 - 2018	OCT	NOV	DEC	Encumbered	TOTAL Budget YTD	BALANCE	TOTAL YTD
7521 - ADMINISTRATION	\$1,418,080.00	\$69,210.76	\$91,045.19	\$86,699.26	\$27,332.34	\$246,955.21	\$1,142,792.45	19%
7522 - OPERATIONS	\$11,037,027.00	\$640,429.71	\$850,385.68	\$834,915.00	\$207,392.39	\$2,325,730.39	\$8,479,724.69	23%
7523 - USDA ADMINISTRATION	\$187,474.00	\$9,905.69	\$13,393.40	\$13,221.02	\$0.00	\$36,520.11	\$150,953.89	19%
7524 - USDA OPERATIONS	\$1,791,430.00	\$12,871.92	\$100,517.53	\$72,327.90	\$1,061,880.98	\$185,717.35	\$543,831.67	70%
7525 - TRAINING	\$156,870.00	\$5,344.50	\$808.97	\$12,695.64	\$0	\$18,849.11	\$138,020.89	12%
7526 - DISABILITIES	\$417,283.00	\$18,591.65	\$26,008.60	\$29,628.32	\$89,444.00	\$74,228.57	\$247,158.93	41%
7527 - HEALTH AND DENTAL	\$265,090.00	\$11,126.05	\$13,232.32	\$11,815.15	\$0.00	\$36,173.52	\$227,213.48	14%
7528 - PCFE	\$1,632,258.00	\$85,452.34	\$121,230.18	\$119,140.62	\$0.00	\$325,823.14	\$1,306,434.86	20%

Budget Summary Report

How does the government shutdown affect our Head Start Program?

Head Start operations are not affected by the shutdown. Head Start funding was approved for the 2018-2019 fiscal year by Congress and signed by the President on September 28, 2018.

For USDA Food and Child Nutrition services, the USDA has provided an additional two months of funding beyond January. The months of February and March will be funded regardless of shutdown.

FAMILY SERVICES MONTHLY EXPENSE REPORT THROUGH DECEMBER 31, 2018: FUND: 7009 DEPT: 062 UNIT: 7521 [ADM] - 25% OF FY ELAPSED

OBJE	APPR	OBJECT NAME	CURRENT BUDGET	OCT	NOV	DEC	JAN	FEB	MAR	PRE-ENC AMOUNT	ENCUMBERED AMOUNT	TOTAL YTD	BALANCE	% BUDGET USED YTD
1120	1FA	REGULAR SALARIES and WAGES	852,337.00	45,652.80	66,809.49	61,238.14	.00	.00	.00	.00	.00	173,700.43	678,636.57	20%
1130	1FA	OTHER SALARIES and WAGES	20,000.00	753.27	1,031.79	871.01	.00	.00	.00	.00	.00	2,656.07	17,343.93	13%
1140	1FA	OVERTIME	5,000.00	403.65	202.96	396.63	.00	.00	.00	.00	.00	1,003.24	3,996.76	20%
2110	1FA	FICA TAXES	65,204.00	3,373.19	4,923.64	4,504.78	.00	.00	.00	.00	.00	12,801.61	52,402.39	20%
2120	1FA	RETIREMENT CONTRIBUTION	70,403.00	3,914.26	5,205.37	5,234.88	.00	.00	.00	.00	.00	14,354.51	56,048.49	20%
2130	1FA	LIFE and HEALTH INSURANCE	202,300.00	8,969.59	12,335.86	11,960.86	.00	.00	.00	.00	.00	33,266.31	169,033.69	16%
2200	1FA	PAYMENTS TO OPEB TRUST	5,714.00	.00	.00	.00	.00	.00	.00	.00	.00	.00	5,714.00	0%
		SALARIES	1,220,958.00	63,066.76	90,509.11	84,206.30	.00	.00	.00	.00	.00	237,782.17	983,175.83	19%
3125	1FB	INDIRECT COSTS	106,329.00	.00	.00	.00	.00	.00	.00	.00	.00	.00	106,329.00	0%
3179	1FC	CONTRACT SVC EMPLOY AGENT	15,000.00	.00	.00	.00	.00	.00	.00	.00	20,748.00	.00	-5,748.00	138%
3410	1FC	LOCAL TRAVEL	5,800.00	.00	213.52	274.22	.00	.00	.00	.00	.00	487.74	5,312.26	8%
3510	1FC	POSTAGE and MESSENGER SVCS	200.00	.00	.00	.00	.00	.00	.00	.00	.00	.00	200.00	0%
3530	1FC	TOLL CHARGES	300.00	.00	.00	.00	.00	.00	.00	.00	.00	.00	300.00	0%
3610	1FC	RENTAL OF EQUIPMENT	8,000.00	.00	.00	1,896.18	.00	.00	.00	.00	6,584.34	1,896.18	-480.52	106%
3720	1FC	COMMUNICATIONS	5,000.00	.00	322.56	322.56	.00	.00	.00	.00	.00	645.12	4,354.88	13%
3820	1FC	MAINTENANCE OF EQUIPMENT	3,500.00	.00	.00	.00	.00	.00	.00	.00	.00	.00	3,500.00	0%
3910	1FC	GRAPHIC REPROD SVCS	500.00	.00	.00	.00	.00	.00	.00	.00	.00	.00	500.00	0%
4010	1FC	DUES and MEMBERSHIPS	8,000.00	6,144.00	.00	.00	.00	.00	.00	.00	.00	6,144.00	1,856.00	77%
4020	1FC	BOOKS, COMPACT DISKS, VIDEOS, AND SUBSCRIPTIONS	50.00	.00	.00	.00	.00	.00	.00	.00	.00	.00	50.00	0%
4110	1FC	OFFICE SUPPLIES (NOT INCLUDING PRINTING)	8,000.00	.00	.00	.00	.00	.00	.00	.00	.00	.00	8,000.00	0%
4115	1FC	MISCELLANEOUS OPERATING SUPPLIES	2,000.00	.00	.00	.00	.00	.00	.00	.00	.00	.00	2,000.00	0%
4121	1FC	COMPUTER EQUIPMENT LESS THAN \$500	50.00	.00	.00	.00	.00	.00	.00	.00	.00	.00	50.00	0%
4123	1FC	EQUIPMENT LESS THAN \$1000	4,000.00	.00	.00	.00	.00	.00	.00	.00	.00	.00	4,000.00	0%
4412	1FC	PROMOTIONAL EXPENSES	50.00	.00	.00	.00	.00	.00	.00	.00	.00	.00	50.00	0%
4418	1FC	EDUCATIONAL ASSISTANCE PROGRAM	500.00	.00	.00	.00	.00	.00	.00	.00	.00	.00	500.00	0%
4422	1FC	SCHOLARSHIPS, AWARDS, BENEF	2,000.00	.00	.00	.00	.00	.00	.00	.00	.00	.00	2,000.00	0%
4482	1FG	SELF INS-PROP CASUALTY	26,843.00	.00	.00	.00	.00	.00	.00	.00	.00	.00	26,843.00	0%
		OPERATIONS	196,122.00	6,144.00	536.08	2,492.96	.00	.00	.00	.00	27,332.34	9,173.04	159,616.62	19%
		TOTAL UNIT 7521	1,417,080.00	69,210.76	91,045.19	86,699.26	.00	.00	.00	.00	27,332.34	246,955.21	1,142,792.45	19%

FAMILY SERVICES MONTHLY EXPENSE REPORT THROUGH DECEMBER 31, 2018: FUND: 7009 DEPT: 062 UNIT: 7522 [SERVICES] - 25% OF FY ELAPSED

OBJE	APPR	OBJECT NAME	CURRENT						PRE-ENC	ENC	TOTAL		% BUDGET	
			BUDGET	OCT	NOV	DEC	JAN	FEB			MAR	AMOUNT		AMOUNT
1120	1FE	REGULAR SALARIES and WAGES	6,314,429.00	428,948.37	583,652.66	557,649.55	.00	.00	.00	.00	.00	1,570,250.58	4,744,178.42	25%
1130	1FE	OTHER SALARIES and WAGES	50,000.00	8,640.51	11,266.31	10,040.28	.00	.00	.00	.00	.00	29,947.10	20,052.90	60%
1140	1FE	OVERTIME	10,000.00	3,053.41	2,384.15	3,119.96	.00	.00	.00	.00	.00	8,557.52	1,442.48	86%
2110	1FE	FICA TAXES	483,054.00	32,263.93	43,771.80	41,884.62	.00	.00	.00	.00	.00	117,920.35	365,133.65	24%
2120	1FE	RETIREMENT CONTRIBUTION	521,572.00	36,360.29	48,784.74	46,911.92	.00	.00	.00	.00	.00	132,056.95	389,515.05	25%
2130	1FE	LIFE and HEALTH INSURANCE	2,320,381.00	102,264.10	135,477.12	129,118.49	.00	.00	.00	.00	.00	366,859.71	1,953,521.29	16%
2131	1FE	HSA/FSA CONTRIBUTION	.00	.00	.00	.00	.00	.00	.00	.00	.00	.00	.00	0%
2200	1FE	PAYMENTS TO OPEB TRUST	83,802.00	.00	.00	.00	.00	.00	.00	.00	.00	.00	83,802.00	0%
		SALARIES	9,783,238.00	611,530.61	825,336.78	788,724.82	.00	.00	.00	.00	.00	2,225,592.21	7,557,645.79	23%
		PAYMENTS TO OTHER GOVERNMENTAL												
3167	1FF	AGENCIES	11,500.00	.00	200.00	584.39	.00	.00	.00	.00	7,920.00	784.39	2,795.61	76%
3170	1FF	JANITORIAL SVC and SUPPLY	12,300.00	1,295.46	647.73	647.73	.00	.00	.00	.00	.00	2,590.92	9,709.08	21%
3179	1FF	CONTRACT SVC EMPLOY AGENT	1,100.00	.00	.00	2,055.20	.00	.00	.00	.00	1,273.30	2,055.20	-2,228.50	303%
3185	1FF	CONTRACT SVC-TRAINING	5,000.00	.00	.00	.00	.00	.00	.00	.00	.00	.00	5,000.00	0%
3192	1FF	SOFTWARE LICENSING SUPPORT FEE	49,700.00	.00	.00	.00	.00	.00	.00	18,226.53	.00	.00	31,473.47	37%
		CONTRACTUAL SERVICES NOT												
3197	1FF	OTHERWISE SPECIFIED	5,500.00	.00	612.50	.00	.00	.00	.00	.00	24,839.55	612.50	-19,952.05	463%
3350	1FF	OTHER INSURANCE and BONDS	13,000.00	.00	.00	.00	.00	.00	.00	.00	.00	.00	13,000.00	0%
3410	1FF	LOCAL TRAVEL	12,000.00	.00	641.46	540.88	.00	.00	.00	.00	.00	1,182.34	10,817.66	10%
3520	1FF	MOVING EXPENSE-CO ASSETS	10,000.00	.00	.00	.00	.00	.00	.00	.00	.00	.00	10,000.00	0%
3530	1FF	TOLL CHARGES	1,500.00	.00	177.18	128.96	.00	.00	.00	.00	.00	306.14	1,193.86	20%
3610	1FF	RENTAL OF EQUIPMENT	40,000.00	.00	.00	12,861.50	.00	.00	.00	.00	40,106.75	12,861.50	-12,968.25	132%
3620	1FF	LEASES-BUILDINGS/STRUCTURES	330,000.00	20,553.40	10,276.70	10,276.70	.00	.00	.00	.00	.00	41,106.80	288,893.20	12%
3710	1FF	UTILITIES	45,000.00	1,678.74	2,205.84	2,367.26	.00	.00	.00	.00	.00	6,251.84	38,748.16	14%
3720	1FF	COMMUNICATIONS	18,000.00	944.00	2,345.02	2,344.79	.00	.00	.00	.00	.00	5,633.81	12,366.19	31%
		MAINTENANCE OF BUILDINGS,												
		IMPROVEMENTS, AND GROUNDS												
3810	1FF	MAINTENANCE OF EQUIPMENT	40,000.00	677.50	338.75	621.91	.00	.00	.00	3.00	.00	1,638.16	38,358.84	4%
3820	1FF	MAINTENANCE OF COMPUTER	40,000.00	.00	.00	4,602.13	.00	.00	.00	.00	16,922.43	4,602.13	18,475.44	54%
		MAINTENANCE OF COMPUTER												
3823	1FF	EQUIPMENT	750.00	.00	.00	.00	.00	.00	.00	.00	.00	.00	750.00	.00
		INTERNAL FLEET MANAGEMENT												
3825	1FD	CHARGES	19,354.00	.00	.00	2,602.78	.00	.00	.00	.00	.00	2,602.78	16,751.22	13.45
3910	1FF	GRAPHIC REPROD SVCS	50.00	.00	.00	.00	.00	.00	.00	.00	.00	.00	50.00	.00
		BOOKS, COMPACT DISKS, VIDEOS, AND												
		SUBSCRIPTIONS												
4020	1FF	LICENSE AND CERTIFICATION FEES	3,000.00	.00	.00	.00	.00	.00	.00	.00	.00	.00	3,000.00	.00
4040	1FF	OFFICE SUPPLIES (NOT INCLUDING	100.00	.00	.00	125.00	.00	.00	.00	.00	.00	125.00	-25.00	125.00
		PRINTING)												
4110	1FF	COMPUTER EQUIPMENT LESS THAN	22,000.00	.00	.00	.00	.00	.00	.00	.00	.00	.00	22,000.00	.00
		\$500												
4115	1FF	MISCELLANEOUS OPERATING SUPPLIES	70,600.00	.00	.00	781.97	.00	.00	.00	2,880.00	.00	781.97	66,938.03	5%
4116	1FF	EVENT/MEAL REIMBURSEMENTS	5,500.00	.00	.00	.00	.00	.00	.00	.00	.00	.00	5,500.00	0%
		COMPUTER EQUIPMENT LESS THAN												
		\$500												
4121	1FF	EQUIPMENT LESS THAN \$1000	50.00	.00	.00	.00	.00	.00	.00	.00	.00	.00	50.00	0%
4123	1FF	EQUIPMENT LESS THAN \$1000	11,750.00	.00	.00	352.00	.00	.00	.00	.00	.00	352.00	11,398.00	3%

4135	1FF	FOODandDIETARY	200,959.00	.00	7,123.72	4,191.46	.00	.00	.00	.00	106,410.36	11,315.18	83,233.46	59%
4175	1FF	CLOTHING AND WEARING APPAREL	200.00	.00	.00	.00	.00	.00	.00	.00	.00	.00	200.00	.00
4195	1FF	MISC SUPPLIES OR EXPENSES	50.00	.00	.00	.00	.00	.00	.00	.00	.00	.00	50.00	.00
4412	1FF	PROMOTIONAL EXPENSES	1,500.00	.00	.00	.00	.00	.00	.00	.00	.00	.00	1,500.00	0%
4418	1FF	EDUCATIONAL ASSISTANCE PROGRAM	7,000.00	3,750.00	.00	1,105.52	.00	.00	.00	.00	.00	4,855.52	2,144.48	69%
4440	1FF	IMPROVEMTS TO NON-COUNTY ASSETS	50.00	.00	.00	.00	.00	.00	.00	.00	.00	.00	50.00	0%
4450	1FF	PARENT ACTIVITY FUND	800.00	.00	.00	.00	.00	.00	.00	.00	.00	.00	800.00	0%
4452	1FN	FIELD TRIPS-HEAD START	15,360.00	.00	.00	.00	.00	.00	.00	.00	2,960.00	.00	12,400.00	19%
4482	1FG	SELF INS-PROP CASUALTY	253,066.00	.00	.00	.00	.00	.00	.00	.00	.00	.00	253,066.00	0%
6410	1FJ	EQUIPMENT	3,250.00	.00	.00	.00	.00	.00	.00	.00	.00	.00	3,250.00	.00
6438	1FJ	COMPUTER EQUIPMENT > \$500	3,300.00	.00	.00	.00	.00	.00	.00	3,070.00	.00	.00	230.00	93%
8120	1FF	AID TO OTHER GOVT AGENCIES	500.00	.00	480.00	.00	.00	.00	.00	.00	6,960.00	480.00	-6,940.00	1,488.00
		OPERATIONS	1,253,789.00	28,899.10	25,048.90	46,190.18	.00	.00	.00	24,179.53	207,392.39	100,138.18	922,078.90	26%
		TOTAL UNIT 7522	11,037,027.00	640,429.71	850,385.68	834,915.00	.00	.00	.00	24,179.53	207,392.39	2,325,730.39	8,479,724.69	23%

FAMILY SERVICES MONTHLY EXPENSE REPORT THROUGH DECEMBER 31, 2018: FUND: 7409 DEPT: 062 UNIT: 7523 [USDA-ADM] - 25% OF FY ELAPSED

OBJECT	APPR	OBJECT NAME	CURRENT BUDGET	OCT	NOV	DEC	JAN	FEB	MAR	PRE-ENC AMOUNT	ENC AMOUNT	TOTAL YTD	BALANCE	% BUDGET USED YTD
1120	1FQ	REGULAR SALARIES and WAGES	118,515.00	7,006.00	9,448.00	9,448.00	.00	.00	.00	.00	.00	25,902.00	92,613.00	22%
1140	1FQ	OVERTIME	4,000.00	71.45	.00	.00	.00	.00	.00	.00	.00	71.45	3,928.55	2%
2110	1FQ	FICA TAXES	9,066.00	494.69	660.48	660.46	.00	.00	.00	.00	.00	1,815.63	7,250.37	20%
2120	1FQ	RETIREMENT CONTRIBUTION	9,789.00	584.60	780.40	780.40	.00	.00	.00	.00	.00	2,145.40	7,643.60	22%
2130	1FQ	LIFE and HEALTH INSURANCE	35,700.00	1,748.95	2,332.16	2,332.16	.00	.00	.00	.00	.00	6,413.27	29,286.73	18%
2200	1FQ	PAYMENTS TO OPEB TRUST	1,440.00	.00	.00	.00	.00	.00	.00	.00	.00	.00	1,440.00	0%
		SALARIES	178,510.00	9,905.69	13,221.04	13,221.02	.00	.00	.00	.00	.00	36,347.75	142,162.25	20%
3125	1FP	INDIRECT COSTS	6,543.00	.00	.00	.00	.00	.00	.00	.00	.00	.00	6,543.00	0%
3410	1FR	LOCAL TRAVEL	500.00	.00	172.36	.00	.00	.00	.00	.00	.00	172.36	327.64	34%
3530	1FR	TOLL CHARGES	50.00	.00	.00	.00	.00	.00	.00	.00	.00	.00	50.00	0%
3820	1FR	MAINTENANCE OF EQUIPMENT	50.00	.00	.00	.00	.00	.00	.00	.00	.00	.00	50.00	0%
4110	1FR	OFFICE SUPPLIES (NOT INCLUDING PRINTING)	50.00	.00	.00	.00	.00	.00	.00	.00	.00	.00	50.00	0%
4418	1FR	EDUCATIONAL ASSISTANCE PROGRAM	50.00	.00	.00	.00	.00	.00	.00	.00	.00	.00	50.00	0%
4482	1FS	SELF INS-PROP CASUALTY	1,721.00	.00	.00	.00	.00	.00	.00	.00	.00	.00	1,721.00	0%
		OPERATIONS	8,964.00	.00	172.36	.00	.00	.00	.00	.00	.00	172.36	8,791.64	2%
		TOTAL UNIT 7523	187,474.00	9,905.69	13,393.40	13,221.02	.00	.00	.00	.00	.00	36,520.11	150,953.89	19%

FAMILY SERVICES MONTHLY EXPENSE REPORT THROUGH DECEMBER 31, 2018: FUND: 7409 DEPT: 062 UNIT: 7524 [USDA-SERV] - 25% OF FY ELAPSED

OBJECT	APPR	OBJECT NAME	CURRENT BUDGET	OCT	NOV	DEC	JAN	FEB	MAR	PRE-ENC AMOUNT	ENC AMOUNT	TOTAL YTD	BALANCE	% BUDGET USED YTD
1120	1FT	REGULAR SALARIES and WAGES	121,496.00	8,437.96	11,355.39	11,342.78	.00	.00	.00	.00	.00	31,136.13	90,359.87	26%
2110	1FT	FICA TAXES	9,294.00	596.32	803.09	802.16	.00	.00	.00	.00	.00	2,201.57	7,092.43	24%
2120	1FT	RETIREMENT CONTRIBUTION	10,036.00	696.96	937.94	936.90	.00	.00	.00	.00	.00	2,571.80	7,464.20	26%
2130	1FT	LIFE and HEALTH INSURANCE	71,400.00	3,140.68	4,187.82	4,187.82	.00	.00	.00	.00	.00	11,516.32	59,883.68	16%
2200	1FT	PAYMENTS TO OPEB TRUST	2,880.00	.00	.00	.00	.00	.00	.00	.00	.00	.00	2,880.00	0%
		SALARIES	215,106.00	12,871.92	17,284.24	17,269.66	.00	.00	.00	.00	.00	47,425.82	167,680.18	22%
3170	1FU	JANITORIAL SVC and SUPPLY	1,500.00	.00	.00	.00	.00	.00	.00	.00	.00	.00	1,500.00	0%
4115	1FU	MISCELLANEOUS OPERATING SUPPLIES	8,000.00	.00	.00	.00	.00	.00	.00	.00	.00	.00	8,000.00	0%
4130	1FU	HOUSEHOLD AND KITCHEN SUPPLIES	3,200.00	.00	.00	.00	.00	.00	.00	.00	.00	.00	3,200.00	0%
4135	1FU	FOODandDIETARY	1,549,488.00	.00	83,233.29	55,058.24	.00	.00	.00	.00	1,061,880.98	138,291.53	349,315.49	77%
4482	1FS	SELF INS-PROP CASUALTY	14,136.00	.00	.00	.00	.00	.00	.00	.00	.00	.00	14,136.00	0%
		OPERATIONS	1,576,324.00	.00	83,233.29	55,058.24	.00	.00	.00	.00	1,061,880.98	138,291.53	376,151.49	76%
		TOTAL UNIT 7524	1,791,430.00	12,871.92	100,517.53	72,327.90	.00	.00	.00	.00	1,061,880.98	185,717.35	543,831.67	70%

FAMILY SERVICES MONTHLY EXPENSE REPORT THROUGH DECEMBER 31, 2018: FUND: 7009 DEPT: 062 UNIT: 7525 [TRNG] - 25% OF FY ELAPSED

OBJECT	APPR	OBJECT NAME	CURRENT BUDGET	OCT	NOV	DEC	JAN	FEB	MAR	PRE-ENC AMOUNT	ENC AMOUNT	TOTAL YTD	BALANCE	% BUDGET USED YTD
3185	1FH	CONTRACT SVC-TRAINING CONTRACTUAL SERVICES NOT	13,500.00	.00	.00	.00	.00	.00	.00	.00	.00	.00	13,500.00	0%
3197	1FH	OTHERWISE SPECIFIED	625.00	.00	.00	.00	.00	.00	.00	.00	.00	.00	625.00	0%
3420	1FH	OUT OF COUNTY TRAVEL	39,400.00	2,294.50	808.97	4,861.28	.00	.00	.00	.00	.00	7,964.75	31,435.25	20%
3610	1FH	RENTAL OF EQUIPMENT	2,000.00	.00	.00	.00	.00	.00	.00	.00	.00	.00	2,000.00	0%
3620	1FH	LEASES-BUILDINGS/STRUCTURES	2,000.00	3,050.00	.00	.00	.00	.00	.00	.00	.00	3,050.00	-1,050.00	153%
3910	1FH	GRAPHIC REPROD SVCS BOOKS, COMPACT DISKS, VIDEOS, AND	2,000.00	.00	.00	.00	.00	.00	.00	.00	.00	.00	2,000.00	0%
4020	1FH	SUBSCRIPTIONS	1,000.00	.00	.00	.00	.00	.00	.00	.00	.00	.00	1,000.00	0%
4030	1FH	TRAINING AND EDUCATIONAL COST	88,754.00	.00	.00	7,859.36	.00	.00	.00	.00	.00	7,859.36	80,894.64	9%
4040	1FH	LICENSE AND CERTIFICATION FEES OFFICE SUPPLIES (NOT INCLUDING	1,500.00	.00	.00	-75.00	.00	.00	.00	.00	.00	-75.00	1,575.00	-5%
4110	1FH	PRINTING)	1,500.00	.00	.00	.00	.00	.00	.00	.00	.00	.00	1,500.00	0%
4115	1FH	MISCELLANEOUS OPERATING SUPPLIES	1,591.00	.00	.00	.00	.00	.00	.00	.00	.00	.00	1,591.00	0%
4116	1FH	EVENT/MEAL REIMBURSEMENTS	2,000.00	.00	.00	50.00	.00	.00	.00	.00	.00	50.00	1,950.00	3%
4418	1FH	EDUCATIONAL ASSISTANCE PROGRAM	1,000.00	.00	.00	.00	.00	.00	.00	.00	.00	.00	1,000.00	0%
		OPERATIONS ONLY	156,870.00	5,344.50	808.97	12,695.64	.00	.00	.00	.00	.00	18,849.11	138,020.89	12%
		TOTAL UNIT 7525	156,870.00	5,344.50	808.97	12,695.64	.00	.00	.00	.00	.00	18,849.11	138,020.89	12%

FAMILY SERVICES MONTHLY EXPENSE REPORT THROUGH DECEMBER 31, 2018: FUND: 7009 DEPT: 062 UNIT: 7526 [DISABILITY] - 25% OF FY ELAPSED

OBJE	APPR	OBJECT NAME	CURRENT							PRE-ENC AMOUNT	ENC AMOUNT	TOTAL		% BUDGET USED YTD
			BUDGET	OCT	NOV	DEC	JAN	FEB	MAR			YTD	BALANCE	
1120	1FI	REGULAR SALARIES and WAGES	216,391.00	13,309.53	17,665.60	17,665.60	.00	.00	.00	.00	.00	48,640.73	167,750.27	22%
1140	1FI	OVERTIME	1,500.00	63.66	.00	.00	.00	.00	.00	.00	.00	63.66	1,436.34	4%
2110	1FI	FICA TAXES	16,554.00	908.55	1,198.82	1,198.82	.00	.00	.00	.00	.00	3,306.19	13,247.81	20%
2120	1FI	RETIREMENT CONTRIBUTION	17,874.00	1,104.63	1,459.18	1,459.18	.00	.00	.00	.00	.00	4,022.99	13,851.01	23%
2130	1FI	LIFE and HEALTH INSURANCE	47,600.00	3,205.28	4,274.18	4,274.18	.00	.00	.00	.00	.00	11,753.64	35,846.36	25%
2200	1FI	PAYMENTS TO OPEB TRUST	1,524.00	.00	.00	.00	.00	.00	.00	.00	.00	.00	1,524.00	0%
		SALARIES	301,443.00	18,591.65	24,597.78	24,597.78	.00	.00	.00	.00	.00	67,787.21	233,655.79	22%
3195	1FK	CONTRACT SERVICES MEDICAL	75,000.00	.00	1,050.00	4,421.00	.00	.00	.00	.00	89,444.00	5,471.00	-19,915.00	127%
3410	1FK	LOCAL TRAVEL	3,300.00	.00	145.78	284.90	.00	.00	.00	.00	.00	430.68	2,869.32	13%
3530	1FK	TOLL CHARGES	200.00	.00	.00	15.26	.00	.00	.00	.00	.00	15.26	184.74	8%
3720	1FK	COMMUNICATIONS	2,500.00	.00	215.04	215.04	.00	.00	.00	.00	.00	430.08	2,069.92	17%
4020	1FK	BOOKS, COMPACT DISKS, VIDEOS, AND SUBSCRIPTIONS	2,500.00	.00	.00	.00	.00	.00	.00	.00	.00	.00	2,500.00	0%
4040	1FK	LICENSE AND CERTIFICATION FEES	500.00	.00	.00	.00	.00	.00	.00	.00	.00	.00	500.00	0%
4110	1FK	OFFICE SUPPLIES (NOT INCLUDING PRINTING)	3,200.00	.00	.00	94.34	.00	.00	.00	.00	.00	94.34	3,105.66	3%
4115	1FK	MISCELLANEOUS OPERATING SUPPLIES COMPUTER EQUIPMENT LESS THAN \$500	22,500.00	.00	.00	.00	.00	.00	.00	6,451.50	.00	.00	16,048.50	29%
4121	1FK		50.00	.00	.00	.00	.00	.00	.00	.00	.00	.00	50.00	0%
4418	1FK	EDUCATIONAL ASSISTANCE PROGRAM	500.00	.00	.00	.00	.00	.00	.00	.00	.00	.00	500.00	0%
4482	1FK	SELF INS-PROP CASUALTY	5,590.00	.00	.00	.00	.00	.00	.00	.00	.00	.00	5,590.00	0%
		OPERATIONS	115,840.00	.00	1,410.82	5,030.54	.00	.00	.00	6,451.50	89,444.00	6,441.36	13,503.14	88%
		TOTAL UNIT 7526	417,283.00	18,591.65	26,008.60	29,628.32	.00	.00	.00	6,451.50	89,444.00	74,228.57	247,158.93	41%

FAMILY SERVICES MONTHLY EXPENSE REPORT THROUGH DECEMBER 31, 2018: FUND: 7009 DEPT: 062 UNIT: 7527 [CHILDHOOD HLTH & DEV.] - 25% OF FY ELAPSED

OBJE	APPR	OBJECT NAME	CURRENT							PRE-ENC AMOUNT	ENC AMOUNT	TOTAL		% BUDGET USED YTD
			BUDGET	OCT	NOV	DEC	JAN	FEB	MAR			YTD	BALANCE	
1120	1FV	REGULAR SALARIES and WAGES	146,789.00	8,410.02	9,188.48	8,923.60	.00	.00	.00	.00	.00	26,522.10	120,266.90	18%
1140	1FV	OVERTIME	1,140.00	31.10	950.54	66.23	.00	.00	.00	.00	.00	1,047.87	92.13	92%
2110	1FV	FICA TAXES	11,229.00	626.82	757.16	669.60	.00	.00	.00	.00	.00	2,053.58	9,175.42	18%
2120	1FV	RETIREMENT CONTRIBUTION	12,125.00	697.24	832.49	742.57	.00	.00	.00	.00	.00	2,272.30	9,852.70	19%
2130	1FV	LIFE and HEALTH INSURANCE	47,600.00	1,360.87	1,227.92	1,227.92	.00	.00	.00	.00	.00	3,816.71	43,783.29	8%
2200	1FV	PAYMENTS TO OPEB TRUST	1,143.00	.00	.00	.00	.00	.00	.00	.00	.00	.00	1,143.00	0%
		SALARIES	220,026.00	11,126.05	12,956.59	11,629.92	.00	.00	.00	.00	.00	35,712.56	184,313.44	16%
3179	1FW	CONTRACT SVC EMPLOY AGENT	10,000.00	.00	.00	.00	.00	.00	.00	1.00	.00	.00	9,999.00	0%
3195	1FW	CONTRACT SERVICES MEDICAL	5,000.00	.00	.00	.00	.00	.00	.00	1,702.00	.00	.00	3,298.00	34%
3410	1FW	LOCAL TRAVEL	1,000.00	.00	98.75	.00	.00	.00	.00	.00	.00	98.75	901.25	10%
3530	1FW	TOLL CHARGES	200.00	.00	.00	.00	.00	.00	.00	.00	.00	.00	200.00	0%
3720	1FW	COMMUNICATIONS	2,880.00	.00	176.98	185.23	.00	.00	.00	.00	.00	362.21	2,517.79	13%
		BOOKS, COMPACT DISKS, VIDEOS, AND SUBSCRIPTIONS	84.00	.00	.00	.00	.00	.00	.00	.00	.00	.00	84.00	0%
4110	1FW	OFFICE SUPPLIES (NOT INCLUDING PRINTING)	2,000.00	.00	.00	.00	.00	.00	.00	.00	.00	.00	2,000.00	0%
4115	1FW	MISCELLANEOUS OPERATING SUPPLIES COMPUTER EQUIPMENT LESS THAN \$500	7,500.00	.00	.00	.00	.00	.00	.00	.00	.00	.00	7,500.00	0%
4121	1FW	EQUIPMENT LESS THAN \$1000	2,100.00	.00	.00	.00	.00	.00	.00	.00	.00	.00	2,100.00	0%
4143	1FW	MEDandSURG SUPPLIES	6,750.00	.00	.00	.00	.00	.00	.00	.00	.00	.00	6,750.00	0%
4418	1FW	EDUCATIONAL ASSISTANCE PROGRAM	500.00	.00	.00	.00	.00	.00	.00	.00	.00	.00	500.00	0%
8120	1FW	AID TO OTHER GOVT AGENCIES	7,000.00	.00	.00	.00	.00	.00	.00	.00	.00	.00	7,000.00	0%
		OPERATIONS	45,064.00	.00	275.73	185.23	.00	.00	.00	1,703.00	.00	460.96	42,900.04	5%
		TOTAL UNIT 7527	265,090.00	11,126.05	13,232.32	11,815.15	.00	.00	.00	1,703.00	.00	36,173.52	227,213.48	14%

FAMILY SERVICES MONTHLY EXPENSE REPORT THROUGH DECEMBER 31, 2018: FUND: 7009 DEPT: 062 UNIT: 7527 [CHILDHOOD HLTH & DEV.] - 25% OF FY ELAPSED

OBJE	APPR	OBJECT NAME	CURRENT							PRE-ENC AMOUNT	ENC AMOUNT	TOTAL		% BUDGET USED YTD
			BUDGET	OCT	NOV	DEC	JAN	FEB	MAR			YTD	BALANCE	
1120	1FV	REGULAR SALARIES and WAGES	146,789.00	8,410.02	9,188.48	8,923.60	.00	.00	.00	.00	.00	26,522.10	120,266.90	18%
1140	1FV	OVERTIME	1,140.00	31.10	950.54	66.23	.00	.00	.00	.00	.00	1,047.87	92.13	92%
2110	1FV	FICA TAXES	11,229.00	626.82	757.16	669.60	.00	.00	.00	.00	.00	2,053.58	9,175.42	18%
2120	1FV	RETIREMENT CONTRIBUTION	12,125.00	697.24	832.49	742.57	.00	.00	.00	.00	.00	2,272.30	9,852.70	19%
2130	1FV	LIFE and HEALTH INSURANCE	47,600.00	1,360.87	1,227.92	1,227.92	.00	.00	.00	.00	.00	3,816.71	43,783.29	8%
2200	1FV	PAYMENTS TO OPEB TRUST	1,143.00	.00	.00	.00	.00	.00	.00	.00	.00	.00	1,143.00	0%
		SALARIES	220,026.00	11,126.05	12,956.59	11,629.92	.00	.00	.00	.00	.00	35,712.56	184,313.44	16%
3179	1FW	CONTRACT SVC EMPLOY AGENT	10,000.00	.00	.00	.00	.00	.00	.00	1.00	.00	.00	9,999.00	0%
3195	1FW	CONTRACT SERVICES MEDICAL	5,000.00	.00	.00	.00	.00	.00	.00	1,702.00	.00	.00	3,298.00	34%
3410	1FW	LOCAL TRAVEL	1,000.00	.00	98.75	.00	.00	.00	.00	.00	.00	98.75	901.25	10%
3530	1FW	TOLL CHARGES	200.00	.00	.00	.00	.00	.00	.00	.00	.00	.00	200.00	0%
3720	1FW	COMMUNICATIONS	2,880.00	.00	176.98	185.23	.00	.00	.00	.00	.00	362.21	2,517.79	13%
4020	1FW	BOOKS, COMPACT DISKS, VIDEOS, AND SUBSCRIPTIONS	84.00	.00	.00	.00	.00	.00	.00	.00	.00	.00	84.00	0%
4110	1FW	OFFICE SUPPLIES (NOT INCLUDING PRINTING)	2,000.00	.00	.00	.00	.00	.00	.00	.00	.00	.00	2,000.00	0%
4115	1FW	MISCELLANEOUS OPERATING SUPPLIES COMPUTER EQUIPMENT LESS THAN	7,500.00	.00	.00	.00	.00	.00	.00	.00	.00	.00	7,500.00	0%
4121	1FW	\$500	50.00	.00	.00	.00	.00	.00	.00	.00	.00	.00	50.00	0%
4123	1FW	EQUIPMENT LESS THAN \$1000	2,100.00	.00	.00	.00	.00	.00	.00	.00	.00	.00	2,100.00	0%
4143	1FW	MEDandSURG SUPPLIES	6,750.00	.00	.00	.00	.00	.00	.00	.00	.00	.00	6,750.00	0%
4418	1FW	EDUCATIONAL ASSISTANCE PROGRAM	500.00	.00	.00	.00	.00	.00	.00	.00	.00	.00	500.00	0%
8120	1FW	AID TO OTHER GOVT AGENCIES	7,000.00	.00	.00	.00	.00	.00	.00	.00	.00	.00	7,000.00	0%
		OPERATIONS	45,064.00	.00	275.73	185.23	.00	.00	.00	1,703.00	.00	460.96	42,900.04	5%
		TOTAL UNIT 7527	265,090.00	11,126.05	13,232.32	11,815.15	.00	.00	.00	1,703.00	.00	36,173.52	227,213.48	14%

FAMILY SERVICES MONTHLY EXPENSE REPORT THROUGH DECEMBER 31, 2018: FUND: 7009 DEPT: 062 UNIT: 7528 [PARENT, FAMILY & COMMUNITY] - 25% OF FY ELAPSED

OBJEC	APPR	OBJECT NAME	CURRENT BUDGET	OCT	NOV	DEC	JAN	FEB	MAR	PRE-ENC AMOUNT	ENC AMOUNT	TOTAL YTD	BALANCE	% BUDGET USED YTD
1120	1FX	REGULAR SALARIES and WAGES	1,057,816.00	61,526.41	86,950.40	82,939.06	.00	.00	.00	.00	.00	231,415.87	826,400.13	22%
1130	1FX	OTHER SALARIES and WAGES	20,000.00	.00	2,588.74	2,151.68	.00	.00	.00	.00	.00	4,740.42	15,259.58	24%
1140	1FX	OVERTIME	5,000.00	1,013.03	366.99	1,049.50	.00	.00	.00	.00	.00	2,429.52	2,570.48	49%
2110	1FX	FICA TAXES	80,923.00	4,545.59	6,537.04	6,250.66	.00	.00	.00	.00	.00	17,333.29	63,589.71	21%
2120	1FX	RETIREMENT CONTRIBUTION	87,376.00	5,150.79	6,871.19	6,937.45	.00	.00	.00	.00	.00	18,959.43	68,416.57	22%
2130	1FX	LIFE and HEALTH INSURANCE	333,200.00	13,216.52	17,624.10	19,538.60	.00	.00	.00	.00	.00	50,379.22	282,820.78	15%
2200	1FX	PAYMENTS TO OPEB TRUST	11,427.00	.00	.00	.00	.00	.00	.00	.00	.00	.00	11,427.00	0%
		SALARIES	1,595,742.00	85,452.34	120,938.46	118,866.95	.00	.00	.00	.00	.00	325,257.75	1,270,484.25	20%
3410	1FY	LOCAL TRAVEL	3,000.00	.00	95.71	77.66	.00	.00	.00	.00	.00	173.37	2,826.63	6%
3530	1FY	TOLL CHARGES	200.00	.00	.00	.00	.00	.00	.00	.00	.00	.00	200.00	0%
3720	1FY	COMMUNICATIONS	5,000.00	.00	196.01	196.01	.00	.00	.00	.00	.00	392.02	4,607.98	8%
4020	1FY	BOOKS, COMPACT DISKS, VIDEOS, AND SUBSCRIPTIONS	50.00	.00	.00	.00	.00	.00	.00	.00	.00	.00	50.00	0%
4110	1FY	OFFICE SUPPLIES (NOT INCLUDING PRINTING)	7,000.00	.00	.00	.00	.00	.00	.00	.00	.00	.00	7,000.00	0%
4115	1FY	MISCELLANEOUS OPERATING SUPPLIES	500.00	.00	.00	.00	.00	.00	.00	.00	.00	.00	500.00	0%
4121	1FY	COMPUTER EQUIPMENT LESS THAN \$500	50.00	.00	.00	.00	.00	.00	.00	.00	.00	.00	50.00	0%
4123	1FY	EQUIPMENT LESS THAN \$1000	500.00	.00	.00	.00	.00	.00	.00	.00	.00	.00	500.00	0%
4412	1FY	PROMOTIONAL EXPENSES	7,000.00	.00	.00	.00	.00	.00	.00	.00	.00	.00	7,000.00	0%
4418	1FY	EDUCATIONAL ASSISTANCE PROGRAM	4,000.00	.00	.00	.00	.00	.00	.00	.00	.00	.00	4,000.00	0%
4450	1FY	PARENT ACTIVITY FUND	9,216.00	.00	.00	.00	.00	.00	.00	.00	.00	.00	9,216.00	0%
		OPERATIONS	36,516.00	.00	291.72	273.67	.00	.00	.00	.00	.00	565.39	35,950.61	2%
		TOTAL UNIT 7528	1,632,258.00	85,452.34	121,230.18	119,140.62	.00	.00	.00	.00	.00	325,823.14	1,306,434.86	20%

01/02/2019 PAGE: 1
 ORANGE COUNTY
 Department 062
 FY 2019 Monthly Expense Report
 For the selected Department and Unit, by Object and Appropriation

Through 01/02/2019

FUND: 8290 DEPT: 062 UNIT: 7537

OBJECT	APPR	OBJECT NAME	CURRENT BUDGET	OCT	NOV	DEC	JAN	FEB	MAR	APR	MAY	JUN	JUL	AUG	SEP	PRE-ENCUM. AMOUNT	ENCUM. AMOUNT	TOTAL YTD	BALANCE	% BUDGET USED YTD
1	1120	9EA REGULAR SALARIES and WAGES	612,073.00	1,689.60	2,586.72	32,317.49	.00	.00	.00	.00	.00	.00	.00	.00	.00	.00	.00	36,593.81	575,479.19	6%
	2110	9EA FICA TAXES	47,164.00	96.44	152.32	2,328.61	.00	.00	.00	.00	.00	.00	.00	.00	.00	.00	.00	2,577.37	44,586.63	5%
	2120	9EA RETIREMENT CONTRIBUTION	50,458.00	139.57	188.20	2,706.60	.00	.00	.00	.00	.00	.00	.00	.00	.00	.00	.00	3,034.37	47,423.63	6%
	2130	9EA LIFE and HEALTH INSURANCE	282,158.00	993.82	1,325.14	8,420.45	.00	.00	.00	.00	.00	.00	.00	.00	.00	.00	.00	10,739.41	271,418.59	4%
OBJECT CATEGORY 1			991,853.00	2,919.43	4,252.38	45,773.15	.00	.00	.00	.00	.00	.00	.00	.00	.00	.00	.00	52,944.96	938,908.04	5%
2	3125	9EB INDIRECT COSTS	42,498.00	.00	.00	.00	.00	.00	.00	.00	.00	.00	.00	.00	.00	.00	.00	.00	42,498.00	0%
	3185	9EC CONTRACT SVC-TRAINING	1,400.00	.00	.00	.00	.00	.00	.00	.00	.00	.00	.00	.00	.00	.00	.00	.00	1,400.00	0%
	3410	9EC LOCAL TRAVEL	100.00	.00	.00	2.68	.00	.00	.00	.00	.00	.00	.00	.00	.00	.00	.00	2.68	97.32	3%
	4020	9EC BOOKS, COMPACT DISKS, VIDEOS, AND SUBSCRIPTIONS	25,000.00	.00	.00	.00	.00	.00	.00	.00	.00	.00	.00	.00	.00	.00	.00	.00	25,000.00	0%
	4110	9EC OFFICE SUPPLIES (NOT INCLUDING PRINTING)	31,255.00	.00	.00	.00	.00	.00	.00	.00	.00	.00	.00	.00	.00	.00	.00	.00	31,255.00	0%
	4115	9EC MISCELLANEOUS OPERATING SUPPLIES	30,000.00	.00	.00	.00	.00	.00	.00	.00	.00	.00	.00	.00	.00	.00	.00	.00	30,000.00	0%
	4123	9EC EQUIPMENT LESS THAN \$1000	10,000.00	.00	.00	.00	.00	.00	.00	.00	.00	.00	.00	.00	.00	.00	.00	.00	10,000.00	0%
	4482	9EC SELF INS-PROP CASUALTY	155.00	.00	.00	.00	.00	.00	.00	.00	.00	.00	.00	.00	.00	.00	.00	.00	155.00	0%
OBJECT CATEGORY 2			140,408.00	.00	.00	2.68	.00	.00	.00	.00	.00	.00	.00	.00	.00	.00	.00	2.68	140,405.32	0%
*TOTAL UNIT_CD 7537			1,132,261.00	2,919.43	4,252.38	45,775.83	.00	.00	.00	.00	.00	.00	.00	.00	.00	.00	.00	52,947.64	1,079,313.36	5%
TOTAL			1,132,261.00	2,919.43	4,252.38	45,775.83	.00	.00	.00	.00	.00	.00	.00	.00	.00	.00	.00	52,947.64	1,079,313.36	5%

P-Card Exps. Report

Family Services- 062

CH Full Name	Comp Supp Name	Purchase Date	Post Date	Amount	GL: FUND	GL: DEPT	GL: UNIT_SUBUNIT	GL: OBJ	Program Card Name
CLAYTON, AMANDA	OFFICEMAX/OFFICEDEPT#6876	11/29/2018	12/3/2018	\$439.98	7009	062	7528	4123	ORANGE COUNTY BOCC- PCard
CLAYTON, AMANDA	OFFICE DEPOT	11/30/2018	12/3/2018	\$31.79	7009	062	7528	4110	ORANGE COUNTY BOCC- PCard
CLAYTON, AMANDA	OFFICEMAX/OFFICEDEPT#6876	11/30/2018	12/3/2018	\$89.04	7009	062	7528	4110	ORANGE COUNTY BOCC- PCard
CLAYTON, AMANDA	OFFICEMAX/OFFICEDEPT#6876	11/30/2018	12/3/2018	\$89.04	7009	062	7528	4123	ORANGE COUNTY BOCC- PCard
CLAYTON, AMANDA	UNITED TROPHY DOWNTOWN	12/3/2018	12/4/2018	\$56.40	7009	062	7521	4422	ORANGE COUNTY BOCC- PCard
CLAYTON, AMANDA	ORTHO QUEST	12/19/2018	12/21/2018	\$462.99	7008	062	7521		ORANGE COUNTY BOCC- PCard
DEONARINE, VIDYA D	A AND M TRANSPORTATION	12/6/2018	12/7/2018	\$36.00	7009	062	7525	3420	ORANGE COUNTY BOCC- PCard
DEONARINE, VIDYA D	ABM PARKING ORLANDO ECONO	12/7/2018	12/10/2018	\$38.00	7009	062	7525	3420	ORANGE COUNTY BOCC- PCard
DEONARINE, VIDYA D	SHERATON	12/8/2018	12/10/2018	\$167.49	7009	062	7525	3420	ORANGE COUNTY BOCC- PCard
DEONARINE, VIDYA D	LAKESHORE LEARNING MATER	12/15/2018	12/17/2018	\$1,036.60	7009	062	7526	4020	ORANGE COUNTY BOCC- PCard
DUCK, CORTINA	READYREFRESH BY NESTLE	12/4/2018	12/4/2018	\$113.85	7009	062	7522	3710	ORANGE COUNTY BOCC- PCard
DUCK, CORTINA	READYREFRESH BY NESTLE	12/4/2018	12/4/2018	\$113.85	7009	062	7522	3610	ORANGE COUNTY BOCC- PCard
DUCK, CORTINA	READYREFRESH BY NESTLE	12/4/2018	12/4/2018	\$113.85	7009	062	7522	4115	ORANGE COUNTY BOCC- PCard
DUCK, CORTINA	READYREFRESH BY NESTLE	12/4/2018	12/4/2018	\$39.43	7009	062	7522	3710	ORANGE COUNTY BOCC- PCard
DUCK, CORTINA	READYREFRESH BY NESTLE	12/4/2018	12/4/2018	\$39.43	7009	062	7522	3167	ORANGE COUNTY BOCC- PCard
DUCK, CORTINA	READYREFRESH BY NESTLE	12/4/2018	12/4/2018	\$12.52	7009	062	7522	3710	ORANGE COUNTY BOCC- PCard
DUCK, CORTINA	READYREFRESH BY NESTLE	12/4/2018	12/4/2018	\$12.52	7009	062	7522	3710	ORANGE COUNTY BOCC- PCard
DUCK, CORTINA	READYREFRESH BY NESTLE	12/4/2018	12/4/2018	\$116.35	7009	062	7522	3710	ORANGE COUNTY BOCC- PCard
DUCK, CORTINA	READYREFRESH BY NESTLE	12/4/2018	12/4/2018	\$116.35	7009	062	7522	3710	ORANGE COUNTY BOCC- PCard
DUCK, CORTINA	READYREFRESH BY NESTLE	12/4/2018	12/4/2018	\$116.35	7009	062	7522	4115	ORANGE COUNTY BOCC- PCard
DUCK, CORTINA	READYREFRESH BY NESTLE	12/4/2018	12/4/2018	\$116.35	7009	062	7522	3610	ORANGE COUNTY BOCC- PCard
DUCK, CORTINA	READYREFRESH BY NESTLE	12/4/2018	12/4/2018	\$116.35	7009	062	7522	4115	ORANGE COUNTY BOCC- PCard
DUCK, CORTINA	READYREFRESH BY NESTLE	12/4/2018	12/4/2018	\$148.79	7009	062	7522	3710	ORANGE COUNTY BOCC- PCard
DUCK, CORTINA	READYREFRESH BY NESTLE	12/4/2018	12/4/2018	\$148.79	7009	062	7522	3710	ORANGE COUNTY BOCC- PCard
DUCK, CORTINA	READYREFRESH BY NESTLE	12/4/2018	12/4/2018	\$148.79	7009	062	7522	4115	ORANGE COUNTY BOCC- PCard
DUCK, CORTINA	READYREFRESH BY NESTLE	12/4/2018	12/4/2018	\$148.79	7009	062	7522	3610	ORANGE COUNTY BOCC- PCard
DUCK, CORTINA	READYREFRESH BY NESTLE	12/4/2018	12/4/2018	\$148.79	7009	062	7522	4115	ORANGE COUNTY BOCC- PCard
DUCK, CORTINA	READYREFRESH BY NESTLE	12/4/2018	12/4/2018	\$79.83	7009	062	7522	3610	ORANGE COUNTY BOCC- PCard
DUCK, CORTINA	READYREFRESH BY NESTLE	12/4/2018	12/4/2018	\$79.83	7009	062	7522	4115	ORANGE COUNTY BOCC- PCard
DUCK, CORTINA	READYREFRESH BY NESTLE	12/4/2018	12/4/2018	\$79.83	7009	062	7522	3710	ORANGE COUNTY BOCC- PCard
DUCK, CORTINA	READYREFRESH BY NESTLE	12/4/2018	12/4/2018	\$79.83	7009	062	7522	3710	ORANGE COUNTY BOCC- PCard
DUCK, CORTINA	READYREFRESH BY NESTLE	12/4/2018	12/4/2018	\$79.83	7009	062	7522	4115	ORANGE COUNTY BOCC- PCard
DUCK, CORTINA	AHCA SERVICE FEE	12/4/2018	12/5/2018	\$0.39	7008	062	7522	3167	ORANGE COUNTY BOCC- PCard
DUCK, CORTINA	AGENCY FOR HEALTHCARE AD	12/4/2018	12/5/2018	\$12.00	7009	062	7522	3167	ORANGE COUNTY BOCC- PCard
DUCK, CORTINA	OFFICEMAX/OFFICEDEPT#6876	12/5/2018	12/7/2018	\$82.06	7009	062	7522	4110	ORANGE COUNTY BOCC- PCard
DUCK, CORTINA	SMK SURVEYMONKEY.COM	12/11/2018	12/12/2018	(\$1,188.00)	7009	062	7522	4020	ORANGE COUNTY BOCC- PCard
DUCK, CORTINA	SMK SURVEYMONKEY.COM	12/12/2018	12/13/2018	\$1,188.00	7009	062	7522	4020	ORANGE COUNTY BOCC- PCard
DUCK, CORTINA	OC FIRE RESCUE FEES	12/14/2018	12/17/2018	\$65.52	7009	062	7522	3167	ORANGE COUNTY BOCC- PCard
DUCK, CORTINA	OC FIRE RESCUE FEES	12/14/2018	12/17/2018	\$257.52	7009	062	7522	3167	ORANGE COUNTY BOCC- PCard
DUCK, CORTINA	OFFICEMAX/OFFICEDEPT#6876	12/20/2018	12/24/2018	\$194.12	7009	062	7522	4110	ORANGE COUNTY BOCC- PCard
DUCK, CORTINA	OFFICEMAX/OFFICEDEPT#6876	12/20/2018	12/24/2018	\$91.49	7009	062	7522	4110	ORANGE COUNTY BOCC- PCard
FLORES, DAISY	PANERA BREAD	11/30/2018	12/3/2018	\$72.63	7009	062	7522	4116	ORANGE COUNTY BOCC- PCard
FLORES, DAISY	JASON'S DELI ORS	11/30/2018	12/3/2018	\$744.29	7009	062	7522	4116	ORANGE COUNTY BOCC- PCard
FLORES, DAISY	PUBLIX #1501	11/30/2018	12/3/2018	\$23.68	7009	062	7522	4116	ORANGE COUNTY BOCC- PCard

P-Card Exps. Report
Family Services- 062

CH Full Name	Comp Supp Name	Purchase Date	Post Date	Amount	GL: FUND	GL: DEPT	GL: UNIT_SUBUNIT	GL: OBJ	Program Card Name
FLORES, DAISY	PUBLIX #436	12/5/2018	12/6/2018	\$81.01	7007	062	7522	4116	ORANGE COUNTY BOCC- PCard
FLORES, DAISY	STARBUCKS STORE	12/5/2018	12/7/2018	\$16.95	7009	062	7528	4116	ORANGE COUNTY BOCC- PCard
FLORES, DAISY	JASON'S DELI ORS	12/11/2018	12/12/2018	(\$44.82)	7009	062	7522	4116	ORANGE COUNTY BOCC- PCard
FLORES, DAISY	LECHONERA LATINA	12/20/2018	12/20/2018	\$70.00	7009	062	7521	4116	ORANGE COUNTY BOCC- PCard
FLORES, DAISY	WINN-DIXIE	12/20/2018	12/21/2018	\$34.85	7009	062	7521	4116	ORANGE COUNTY BOCC- PCard
FLORES, DAISY	LECHONERA LATINA	12/21/2018	12/21/2018	\$80.00	7009	062	7521	4116	ORANGE COUNTY BOCC- PCard
FORE, ANGELA M	SOUTHWES 5262413973373	11/30/2018	12/3/2018	\$346.96	7009	062	7525	3420	ORANGE COUNTY BOCC- TCard
FORE, ANGELA M	SOUTHWES 5262413973374	11/30/2018	12/3/2018	\$346.96	7009	062	7525	3420	ORANGE COUNTY BOCC- TCard
FORE, ANGELA M	HILTON HOTELS	12/5/2018	12/7/2018	\$356.02	7009	062	7525	3420	ORANGE COUNTY BOCC- TCard
FORE, ANGELA M	HILTON HOTELS	12/5/2018	12/7/2018	\$356.02	7009	062	7525	3420	ORANGE COUNTY BOCC- TCard
FORE, ANGELA M	HILTON HOTELS	12/5/2018	12/7/2018	\$356.02	7009	062	7525	3420	ORANGE COUNTY BOCC- TCard
FORE, ANGELA M	SHERATON	12/8/2018	12/10/2018	\$512.99	7009	062	7525	3420	ORANGE COUNTY BOCC- TCard
FORE, ANGELA M	SHERATON	12/8/2018	12/10/2018	\$512.99	7009	062	7525	3420	ORANGE COUNTY BOCC- TCard
FORE, ANGELA M	SHERATON	12/8/2018	12/10/2018	\$512.99	7009	062	7525	3420	ORANGE COUNTY BOCC- TCard
FORE, ANGELA M	SHERATON	12/8/2018	12/10/2018	\$167.49	7009	062	7525	3420	ORANGE COUNTY BOCC- TCard
FORE, ANGELA M	NATIONAL HEAD START ASSO	12/10/2018	12/11/2018	\$3,395.00	7009	062	7525	4030	ORANGE COUNTY BOCC- TCard
FORE, ANGELA M	SHERATON	12/14/2018	12/17/2018	\$0.01	7007	062	7525		ORANGE COUNTY BOCC- TCard
FORE, ANGELA M	ROSEN SHNGLE CR ONLINE	12/14/2018	12/17/2018	\$1,200.00	7007	062	7525		ORANGE COUNTY BOCC- TCard
FORE, ANGELA M	SHERATON	12/14/2018	12/17/2018	\$0.01	7007	062	7525		ORANGE COUNTY BOCC- TCard
FORE, ANGELA M	SHERATON	12/14/2018	12/17/2018	\$0.01	7007	062	7525		ORANGE COUNTY BOCC- TCard
GRULLON, JULIO	IN GOTCHA GRAPHICS,	12/5/2018	12/6/2018	\$62.50	7009	062	7522	4115	ORANGE COUNTY BOCC- PCard
GRULLON, JULIO	THE HOME DEPOT	12/7/2018	12/10/2018	\$44.55	7009	062	7522	4115	ORANGE COUNTY BOCC- PCard
GRULLON, JULIO	THE HOME DEPOT	12/7/2018	12/10/2018	\$286.97	7009	062	7522	3810	ORANGE COUNTY BOCC- PCard
GRULLON, JULIO	LOWES #01598	12/7/2018	12/10/2018	\$112.71	7009	062	7522	4115	ORANGE COUNTY BOCC- PCard
GRULLON, JULIO	THE HOME DEPOT	12/19/2018	12/21/2018	\$149.49	7009	062	7522	4115	ORANGE COUNTY BOCC- PCard
GRULLON, JULIO	THE HOME DEPOT	12/19/2018	12/21/2018	\$150.41	7009	062	7522	4110	ORANGE COUNTY BOCC- PCard
MOORE, SANDRA	OFFICEMAX/OFFICEDEPT#6876	11/30/2018	12/3/2018	\$1,441.20	7009	062	7521	4110	ORANGE COUNTY BOCC- PCard
MOORE, SANDRA	Amazon.com M07OLOPE2	12/1/2018	12/3/2018	\$25.98	7009	062	7528	4123	ORANGE COUNTY BOCC- PCard
MOORE, SANDRA	AMZN Mktp US	12/1/2018	12/3/2018	\$121.15	7009	062	7522	4123	ORANGE COUNTY BOCC- PCard
MOORE, SANDRA	OFFICEMAX/OFFICEDEPT#6876	12/10/2018	12/12/2018	\$369.08					ORANGE COUNTY BOCC- PCard
MOORE, SANDRA	OFFICEMAX/OFFICEDEPT#6876	12/10/2018	12/12/2018	\$639.98					ORANGE COUNTY BOCC- PCard
MOORE, SANDRA	OFFICEMAX/OFFICEDEPT#6876	12/14/2018	12/17/2018	\$65.39					ORANGE COUNTY BOCC- PCard
MOORE, SANDRA	OFFICEMAX/OFFICEDEPT#6876	12/14/2018	12/17/2018	\$154.46					ORANGE COUNTY BOCC- PCard
MOORE, SANDRA	UNITED TROPHY DOWNTOWN	12/17/2018	12/18/2018	\$54.00					ORANGE COUNTY BOCC- PCard
MOORE, SANDRA	PUBLIX #436	12/17/2018	12/18/2018	\$125.10					ORANGE COUNTY BOCC- PCard
MOORE, SANDRA	OFFICEMAX/OFFICEDEPT#6876	12/17/2018	12/19/2018	\$88.60					ORANGE COUNTY BOCC- PCard
MOORE, SANDRA	FEDEX 91127562	12/19/2018	12/20/2018	\$141.81					ORANGE COUNTY BOCC- PCard
MOORE, SANDRA	AMZN Mktp US	12/20/2018	12/21/2018	\$8.99					ORANGE COUNTY BOCC- PCard
MOORE, SANDRA	AMZN Mktp US	12/21/2018	12/24/2018	\$29.90					ORANGE COUNTY BOCC- PCard
MOORE, SANDRA	OFFICEMAX/OFFICEDEPT#6876	12/26/2018	12/28/2018	\$79.89					ORANGE COUNTY BOCC- PCard
MOORE, SANDRA	OFFICEMAX/OFFICEDEPT#6876	12/28/2018	12/31/2018	\$199.98					ORANGE COUNTY BOCC- PCard
ORLEMAN, EILEEN	THE COUNCIL FOR PROFESSI	12/11/2018	12/12/2018	\$425.00	0001	062	7521		ORANGE COUNTY BOCC- PCard
ORLEMAN, EILEEN	AMERICAN SIGN LANGUAGE SE	12/17/2018	12/18/2018	\$130.00	0001	062	7521		ORANGE COUNTY BOCC- PCard

P-Card Exps. Report

Family Services- 062

CH Full Name	Comp Supp Name	Purchase Date	Post Date	Amount	GL: FUND	GL: DEPT	GL: UNIT_SUBUNIT	GL: OBJ	Program Card Name
RIVERA, LIMARYS	WAL-MART #1084	12/7/2018	12/10/2018	\$23.68	7009	062	7522	4115	ORANGE COUNTY BOCC- PCard
RIVERA, LIMARYS	WAL-MART #1084	12/11/2018	12/17/2018	(\$23.68)	7009	062	7522		ORANGE COUNTY BOCC- PCard
SHEIKH, SHAMIN	PUBLIX #436	12/4/2018	12/5/2018	\$55.33	7409	062	7524	4135	ORANGE COUNTY BOCC- PCard
SHEIKH, SHAMIN	WAL-MART #0890	12/4/2018	12/5/2018	\$47.16	7409	062	7524	4135	ORANGE COUNTY BOCC- PCard
SHEIKH, SHAMIN	PUBLIX #605	12/5/2018	12/6/2018	\$3.67	7409	062	7524	4135	ORANGE COUNTY BOCC- PCard
SHEIKH, SHAMIN	PUBLIX #605	12/5/2018	12/6/2018	\$18.98	7409	062	7524	4135	ORANGE COUNTY BOCC- PCard
SHEIKH, SHAMIN	PUBLIX #897	12/6/2018	12/7/2018	\$87.24	7009	062	7522	4135	ORANGE COUNTY BOCC- PCard
SHEIKH, SHAMIN	WAL-MART #5871	12/10/2018	12/11/2018	\$42.04	7409	062	7524	4130	ORANGE COUNTY BOCC- PCard
SHEIKH, SHAMIN	PUBLIX #436	12/10/2018	12/11/2018	\$121.85	7409	062	7524	4135	ORANGE COUNTY BOCC- PCard
SHEIKH, SHAMIN	WAL-MART #5871	12/10/2018	12/11/2018	\$54.85	7409	062	7524	4135	ORANGE COUNTY BOCC- PCard
SHEIKH, SHAMIN	PUBLIX #436	12/11/2018	12/12/2018	\$49.58	7009	062	7522	4135	ORANGE COUNTY BOCC- PCard
SHEIKH, SHAMIN	WAL-MART #5871	12/11/2018	12/12/2018	\$58.46	7009	062	7522	4135	ORANGE COUNTY BOCC- PCard
SHEIKH, SHAMIN	PUBLIX #436	12/11/2018	12/12/2018	\$60.54	7409	062	7524	4135	ORANGE COUNTY BOCC- PCard
SHEIKH, SHAMIN	WM SUPERCENTER	12/11/2018	12/12/2018	\$83.56	7009	062	7522	4135	ORANGE COUNTY BOCC- PCard
SHEIKH, SHAMIN	WM SUPERCENTER	12/11/2018	12/12/2018	\$54.72	7409	062	7524	4130	ORANGE COUNTY BOCC- PCard
SHEIKH, SHAMIN	MERA BAZAR	12/11/2018	12/13/2018	\$55.93	7409	062	7524	4135	ORANGE COUNTY BOCC- PCard
SHEIKH, SHAMIN	PANERA BREAD	12/13/2018	12/14/2018	(\$7.79)	7009	062	7522	4116	ORANGE COUNTY BOCC- PCard
SHEIKH, SHAMIN	PUBLIX #692	12/17/2018	12/18/2018	\$5.99	7409	062	7522	4115	ORANGE COUNTY BOCC- PCard
SHEIKH, SHAMIN	WM SUPERCENTER	12/17/2018	12/18/2018	\$3.94	7009	062	7522	4135	ORANGE COUNTY BOCC- PCard
SHEIKH, SHAMIN	WAL-MART #5179	12/17/2018	12/18/2018	\$83.12	7009	062	7522	4135	ORANGE COUNTY BOCC- PCard
SHEIKH, SHAMIN	PUBLIX #692	12/17/2018	12/18/2018	\$46.68	7009	062	7522	4135	ORANGE COUNTY BOCC- PCard
SHEIKH, SHAMIN	PUBLIX #1122	12/17/2018	12/18/2018	\$34.52	7009	062	7522	4135	ORANGE COUNTY BOCC- PCard
SHEIKH, SHAMIN	PUBLIX #897	12/18/2018	12/19/2018	\$8.98	7009	062	7522	4135	ORANGE COUNTY BOCC- PCard
SHEIKH, SHAMIN	WM SUPERCENTER	12/18/2018	12/19/2018	\$98.73	7409	062	7524	4135	ORANGE COUNTY BOCC- PCard
SHEIKH, SHAMIN	PUBLIX #1440	12/18/2018	12/19/2018	\$44.91	7009	062	7522	4135	ORANGE COUNTY BOCC- PCard
SHEIKH, SHAMIN	WM SUPERCENTER	12/18/2018	12/19/2018	\$28.88	7009	062	7522	4135	ORANGE COUNTY BOCC- PCard
SHEIKH, SHAMIN	PUBLIX #436	12/19/2018	12/20/2018	\$83.85	7006	062	7521		ORANGE COUNTY BOCC- PCard
SHEIKH, SHAMIN	APNA BAZAAR	12/19/2018	12/21/2018	\$29.96	7006	062	7521		ORANGE COUNTY BOCC- PCard
SHEIKH, SHAMIN	LITTLE CAESARS	12/20/2018	12/24/2018	\$30.00	7006	062	7521		ORANGE COUNTY BOCC- PCard
SHEIKH, SHAMIN	PUBLIX #1122	12/21/2018	12/24/2018	\$22.74	7006	062	7521		ORANGE COUNTY BOCC- PCard
SMITH, KERRY-ANN	WAL-MART #4197	11/30/2018	12/3/2018	\$53.94	7009	062	7522	4135	ORANGE COUNTY BOCC- PCard
SMITH, KERRY-ANN	ORDER NEOCATE	12/5/2018	12/6/2018	\$483.00	7009	062	7522	4135	ORANGE COUNTY BOCC- PCard
SMITH, KERRY-ANN	WM SUPERCENTER	12/6/2018	12/7/2018	\$23.28	7009	062	7522	4135	ORANGE COUNTY BOCC- PCard
SMITH, KERRY-ANN	WAL-MART #4588	12/10/2018	12/11/2018	\$19.40	7009	062	7522	4135	ORANGE COUNTY BOCC- PCard
SMITH, KERRY-ANN	WM SUPERCENTER	12/13/2018	12/14/2018	\$52.08	7006	062	7521		ORANGE COUNTY BOCC- PCard
SMITH, KERRY-ANN	WM SUPERCENTER	12/13/2018	12/14/2018	\$244.68	7009	062	7522	4135	ORANGE COUNTY BOCC- PCard
SMITH, KERRY-ANN	WM SUPERCENTER	12/13/2018	12/14/2018	\$62.88	7009	062	7522	4135	ORANGE COUNTY BOCC- PCard
SMITH, KERRY-ANN	WAL-MART #0955	12/13/2018	12/14/2018	\$159.30	7009	062	7522	4135	ORANGE COUNTY BOCC- PCard
SMITH, KERRY-ANN	WAL-MART #1220	12/14/2018	12/17/2018	\$75.28	7009	062	7522	4135	ORANGE COUNTY BOCC- PCard
SMITH, KERRY-ANN	WAL-MART #1220	12/14/2018	12/17/2018	\$3.92	7009	062	7522	4115	ORANGE COUNTY BOCC- PCard
SMITH, KERRY-ANN	PUBLIX #331	12/14/2018	12/17/2018	\$26.95	7009	062	7522	4135	ORANGE COUNTY BOCC- PCard
SMITH, KERRY-ANN	PUBLIX #331	12/14/2018	12/17/2018	\$22.72	7009	062	7522	4115	ORANGE COUNTY BOCC- PCard
SMITH, KERRY-ANN	WM SUPERCENTER	12/21/2018	12/24/2018	\$8.82	7009	062	7522	4115	ORANGE COUNTY BOCC- PCard

**Head Start Policy Council
Human Resources Committee
December 2018 Actions**

I. Pending Approval for hire

Job Title	Candidate's Name

II. Termination from employment (Involuntarily)

Job Title	Reason	Employee's Name

III. Separation from employment (Voluntarily)

Job Title	Reason	Employee's Name
Administrative Specialist	Retirement	Anne Bast

IV. Current Head Start Openings – As of 01/02/19

Job Title	Number of Positions	Potential Candidates in process for hire
Administrative Specialist	1	
Food Service Assistant	1	
Family Services Worker	1	
Facilities Maintenance Supervisor	1	
Teacher Assistant	5	
Teacher	4	
Licensed Practical Nurse	1	



ORANGE COUNTY FAMILY SERVICES HEAD START EDUCATION

Recommended Staff Qualifications

1. Name: Amy Brandenburg

Position: Teacher

- **8 years experience in Early Childhood Field**
- **Head Start Teacher Assistant (Three Points)**
- **Associate Degree Business Management**
- **Enrolled Bachelors Arts program**
- **Staff Credential Verification Do not expire**
- **State Mandated 45 hours DOE**

2. Name: Brittney Walker

Position: Teacher

- **6 years experience in Early Childhood Field**
- **Head Start Teacher Assistant (Lila Mitchell)**
- **Associate Degree General Studies**
- **Enrolled Bachelors Arts program**
- **Staff Credential Verification Do not expire**
- **State Mandated 45 hours DOE**

**Orange County Head Start
Policy Council
Meeting: January 24, 2019
Director's Program Information Update**

Orange County Head Start Division Administration Updates

- Orange County Head Start continued conference call meetings with the National Head Start leadership team for the finalization of the 35th Annual Parent Engagement Conference. Orange County Head Start was responsible for providing the following: identifying someone to sing the National Anthem, providing a group to do the presentation of colors, providing a tour and children singing during the closing ceremony. Orange County Head Start hosted a tour of Orange County Head Start and 4C Early Head Start facilities to 65 registered participants. Orange County Head Start was able to deliver all items requested from NHSA for the Parent Engagement Conference.
- During the NHSA Parent and Family Engagement Conference, Office of Head Start Director Deborah Bergeron visited the Frontline Head Start center where both Early Head Start and Head Start is co-located. While visiting the site Dr. B, was able to tour the entire facility and learn about all the wonderful programs the Head Start children are able to benefit from due to the partnership with Frontline. Dr. B, spent time in both the EHS and HS classrooms but showed off her musical abilities when she led the Head Start students in a song while she played her guitar.
- Orange County Head Start kicked off a large scale office renovation and relocation project at the Administration office in the month of December. The move allows all members of the management team to be within the same building. It is the hopes that communication will improve, opportunity for more diverse work sessions and staff will be able to learn cross subject matters.
- Orange County Head Start participated in an introductory training for County Commissioner Christine Moore District 2. As required by the Head Start Program Performance Standards additional training is required.

Early Childhood Development & Education

- The Office of Head Start invited all programs to participate in the **Instructional Leadership webinar series**. The first series is titled **"Organization Conditions Necessary for Effective Leadership"** which is scheduled for **January 3, 2019**. Instructional leadership means program leaders are strategically focused on children's early achievement. The webinar will include research on instructional leadership and teacher effectiveness, organizational conditions that support teaching and learning and organizational supports essential to teachers' continuous improvement efforts.

Parent, Family and Community Engagement (PFCE)

- Orange County Head Start completed staff training and planning with Orange County Community Action during the month of December to implement the Getting Ahead Curriculum. The parenting program will take place for 15 weeks at Englewood, Southwood and Frontline Head Start sites.
- The Office of Head Start provided Program Instructions to Head Start and Early Head Start programs to make efforts to partner with apprenticeship programs as a strategy to

help families achieve their financial and employment goals. Two reasons families may be interested in apprenticeship programs are the: Opportunity to earn income while building skills and Flexibility to choose from a variety of schedules.

Childhood Health and Developmental Services (CHDS)

- The unit continues to work diligently to review all children with special diets, and serious health conditions to ensure the treatment plans are completed and services are being provided.

Eligibility, Recruitment, Selection, Enrollment and Attendance (ERSEA)

- The ERSEA advisory committee met to review the Eligibility Priority Selection Criteria and make revision to ensure the children with the most need receive priority in being selected for the Head Start program.

Fiscal Infrastructure

- Orange County Head Start completed the Onboarding process for the Facilities Maintenance Supervisor position, the position was added to the manning table for the 18-19FY. The selected candidate will be presented to policy council during the January meeting. This position will allow Head Start to set up systems that will allow the program to remain in compliance with the Head Start Program Performance Standards facility regulations.

Meetings and Events for December

- Florida Head Start Association Conference call for planning the 20th Anniversary of the FHSA conference
- Board of Directors Meeting with Early Learning Coalition of Orange County
- Division Manager & Family Service Director One on One meeting
- Swearing in ceremony for Sheriff John Mina
- Mayor and Commissioners Oath of Office Ceremony
- Policy Council Executive committee meeting
- Planning meeting with Orlando Science Center Education Director to discuss Pre School Science Magnet

Upcoming Webinars from The Office of Head Start

- Jan. 10–11: Promoting Empathy, Understanding Trauma
 - Jan. 10: Part 1 & Jan. 11: Part 2
- Jan. 15: MyPeers Orientation
- Jan. 15: Making the Most of MyPeers: Advanced Orientation Webinar
- Jan. 15: Documentation and Tracking: Essential Elements for Implementing Evidence-based Hearing Screening and Follow-up Practices with Children Birth to Five Years of Age
- Jan. 18: Implementing Preschool Curriculum with Fidelity
- Jan. 23: A Closer Look at the Dual Language Learners Program Assessment (DLLPA) Webinar Series: How the Management Systems Support the DLLPA
- Jan. 23: Back to Basics: Revisiting the Practice-Based Coaching Cycle

Orange County Head Start

Parent Family and Community Engagement 2018-2019

Monthly Report: December 2018

- Eight (8) home visits for attendance.
- Eight (8) families received Crisis/Emergency Assistance.
- Twelve (12) parents received Educational Services.
- Four hundred and seventy four (474) Health Services Follow ups were done by Family Service Worker.
- Ninety (90) families were referred for family services.
- Six hundred and forty three (643) were provided families services
- Twenty two (22) Parent Meetings were held this month. Nine hundred and Thirty (930) parents attended parents meetings. One hundred and eighty six (186) males attended.
- Twenty nine (29) Fatherhood Activities was held this month. One hundred and forty one (141) fathers attended fatherhood initiatives.
- Sixteen (16) Parents Trainings were held this month. Four hundred and twenty one (421) parents attended Parents Trainings.

Trainings/Activities:

- Cooking Matters
- Health Open Enrollment
- Family Self-Sufficiency
- Activities to do at home with your child
- Financial Literacy
- Daily Routine
- Jobs and Job Training Skills
- Importance of Health Records
- Educating Parents on Nutrition
- Nutrition –Eating & Stress
- School Readiness
- New York Life Kids ID
- Healthy Eating



ORANGE COUNTY HEAD START 2018-2019

ERSEA REPORT

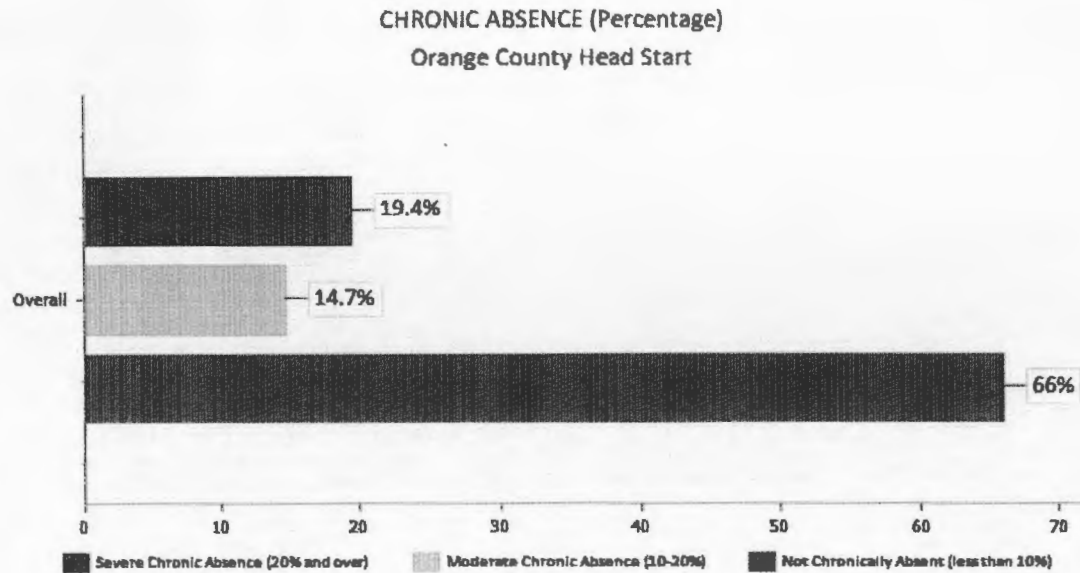
MONTH: DECEMBER

YEAR: 2018

Sites	Funded Enrollment	Monthly Actual Enrollment	10% IEP Actual Enrollment	Drops YTD	Monthly Waiting List	Monthly New Applications	Monthly Attendance 14 Days	Monthly Chronic Absenteeism	Chronic Absenteeism Last Month
Aloma	37	37	5%	2	1	0	86%	48%	39%
Bithlo	34	33	5%	4	2	0	90%	35%	38%
Callahan	49	49	2%	6	2	0	90%	32%	36%
Denton Johnson	34	34	8%	2	8	1	84%	52%	44%
Dillard	34	34	8%	1	0	1	89%	35%	26%
Dover Shores	40	40	17%	4	11	0	91%	31%	45%
East Orange	120	120	13%	10	19	1	90%	34%	41%
Engelwood	60	60	26%	3	13	0	86%	52%	35%
Evans	13	13	7%	1	7	0	87%	46%	40%
Frontline	77	77	5%	7	4	1	92%	28%	32%
Hal P Marston	103	103	5%	5	19	1	91%	29%	28%
John Bridges	120	120	5%	13	14	2	88%	39%	43%
Lila Mitchell	71	71	9%	2	28	0	91%	32%	29%
McCoy	40	40	25%	4	1	1	91%	32%	57%
Pine Hills	200	200	8%	11	27	0	89%	30%	36%
SO YMCA	60	60	0	2	7	3	91%	25%	37%
Southwood	120	119	11%	8	33	0	88%	39%	38%
Taft	120	120	8%	10	3	1	93%	26%	32%
Three Points	57	56	12%	3	11	1	86%	52%	45%
Ventura	34	34	20%	2	5	1	92%	23%	48%
WS ELC	79	79	8%	3	9	0	93%	25%	32%
WS Elementary	34	34	11%	2	3	0	93%	20%	26%
Total	1536	1533 (99%)	151(9.8%)	105	227 (14%)	17	90%	34%	37%
Goal	1536	1536	+ 154 (10%)	-191	+ 154 (10%)	48	90%	-30%	
Previous Month	1536	1531 (99%)	146 (9.5%)	93	219 (14%)	22	91%	37%	

Monthly Chronic Absenteeism	Current Month	Monthly Goal	Previous Month	Reasons w/ Highest Percentages	
Severe Chronic Absences (20% Over)	19%	10%(154)	13%	Sick or Dr's Appointment	45%
Moderate Chronic Absences (10-20% Over)	14%	20%(307)	24%	Unexcused/No Show	26%
Not Chronically Absent (Less than 10%)	66%	70% (1075)	62%	Transportation	8%

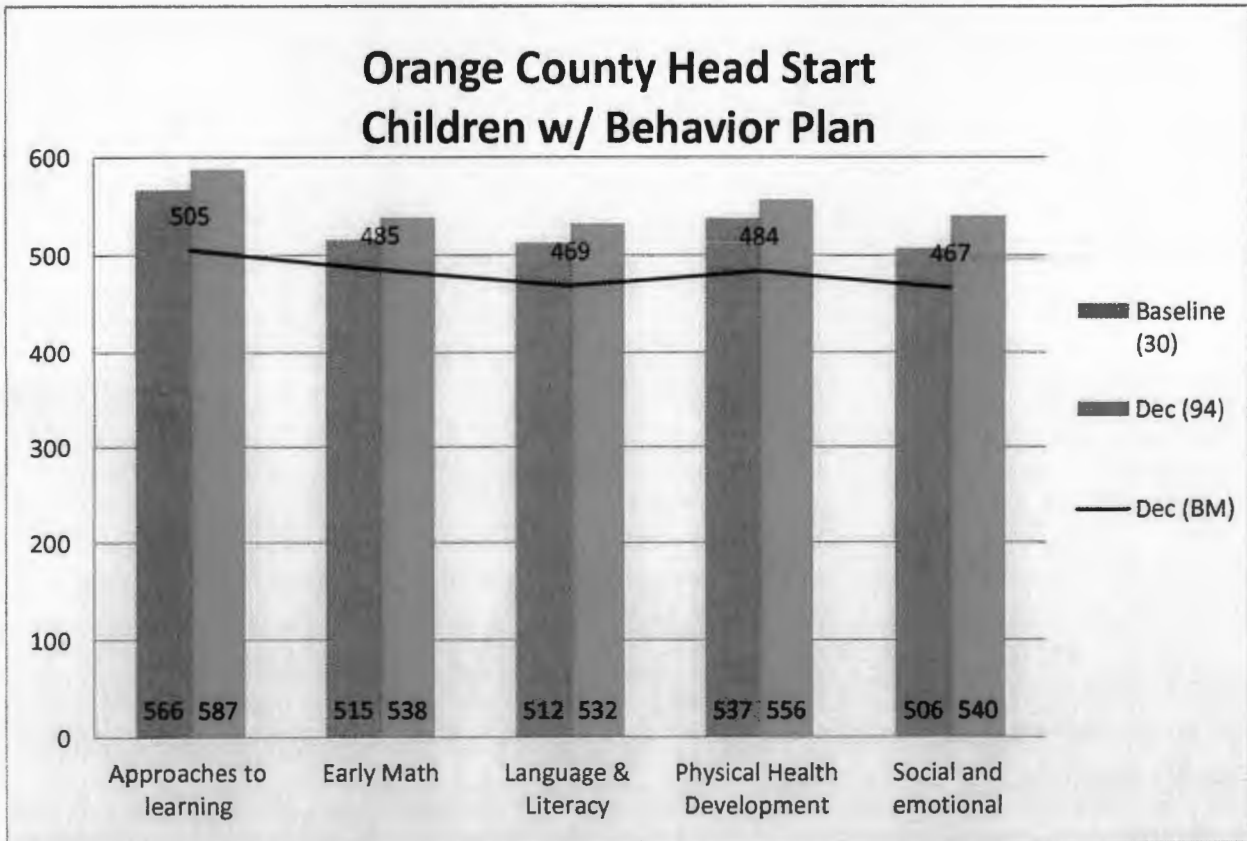
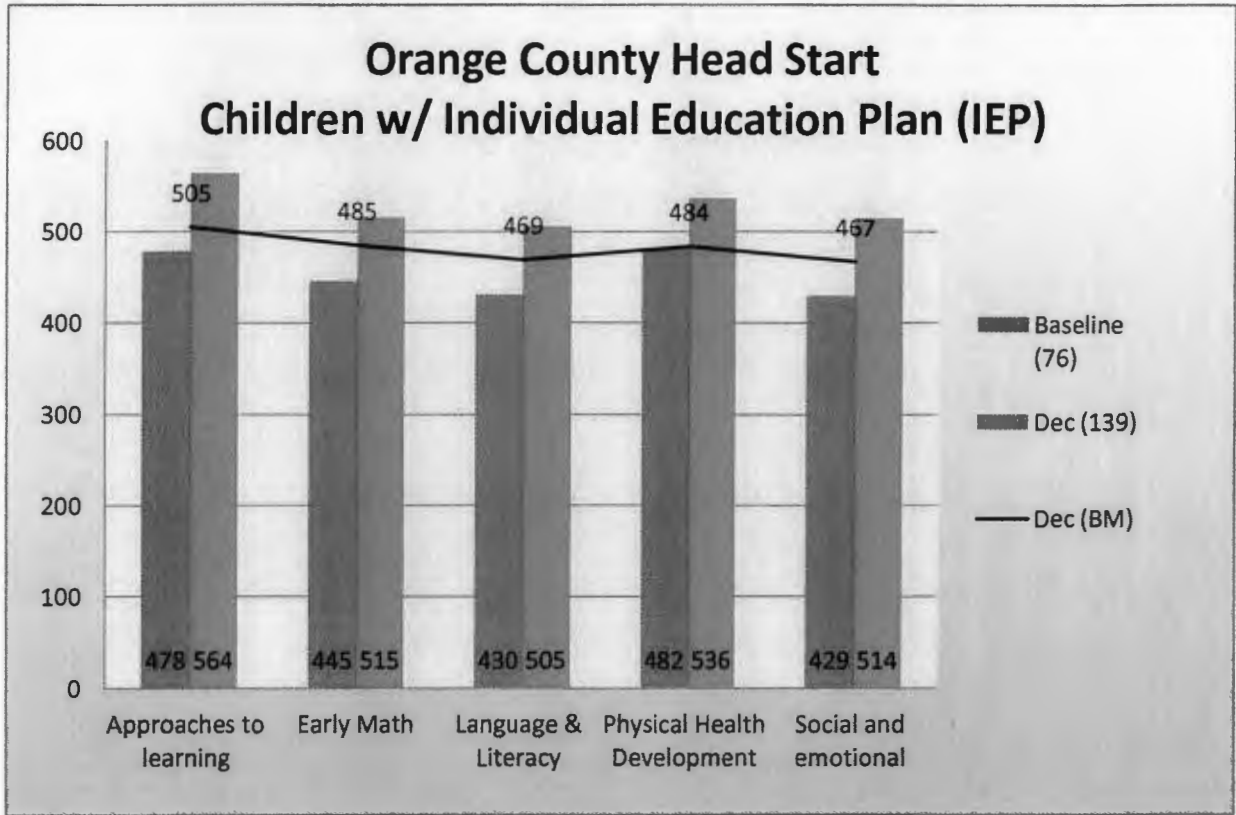
ORANGE COUNTY HEAD START 2018-2019 ERSEA REPORT



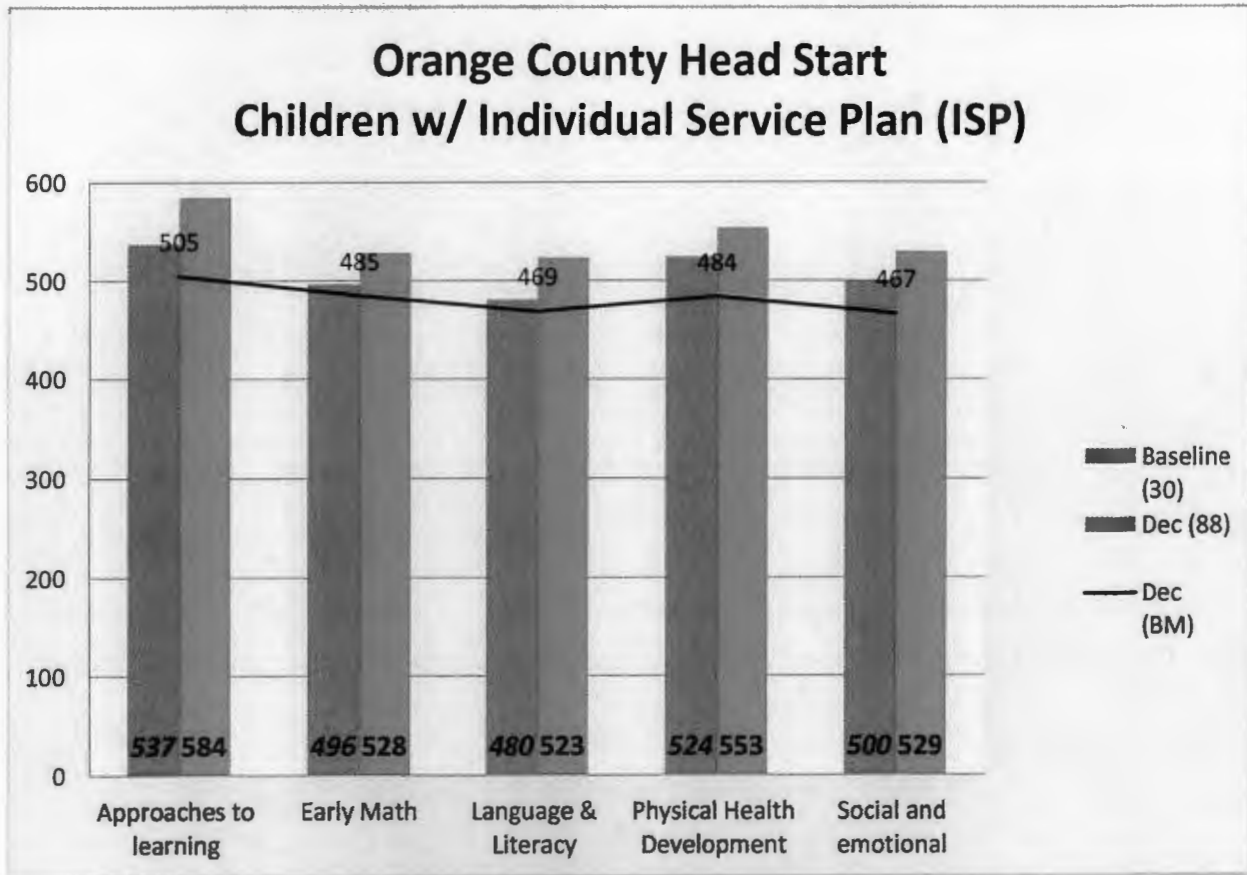
DECEMBER 2018 Updates/Highlights:

- Commissioner Bonilla's Holiday Family Dinner at Union Park Middle School-Recruitment Event
- ERSEA Advisory Committee Meeting-proposal of Selection Criteria for PY 19-20 was approved
- Selection Criteria for Program Year 2019-20 approved by Policy Council

Mental Health & Disability Child Assessment Outcomes August 13, - December 31, 2018



Mental Health & Disability Child Assessment Outcomes August 13, - December 31, 2018



ORANGE COUNTY HEAD START	
MONTHLY PREDICTED DEVELOPMENTAL LEVEL	
Three and Four Years Old Benchmarks	
Domain	December
APL	505
EM	485
LANG & LIT	469
PHD	484
SED	467

ORANGE COUNTY FAMILY SERVICES DEPARTMENT
 HEAD START DIVISION
 CHILDHOOD HEALTH & DEVELOPMENTAL SERVICES UNIT

NUTRITION MONTHLY REPORT
 18-19 PROGRAM YEAR

STAFF: Daisy Flores

REPORTED MONTH: DECEMBER 2018

Reporting for HS Centers: NUTRITION

Compliance Indicators	Benchmark	Beginning of School Year	Reporting for This Month	Year - To-Date
Number of children on WIC.			9	
Number of children interested on WIC benefits.			5	
a. Acquired WIC benefits.	100%			
Number of Growth Assessment screening completed.	100%		15	
Number of children with BMI as Underweight.			4	
a. Number of children referred for Counseling.	100%		3	
b. Number of children with Denied Counseling.	0%		5	
c. Number of children with Accepted Counseling.	100%		1	
d. Number of children on WIC Counseling.	100%			
e. Increased weight	100%			
f. Decreased weight	0%			
g. Maintained same weight.	0%			
Number of children with BMI as Overweight.			1	
a. Number of children referred for Counseling.	100%		3	
b. Number of children with Denied Counseling.	0%		0	
c. Number of children with Accepted Counseling.	100%		1	
d. Number of children on WIC Counseling.	100%			
e. Increased weight	0%			
f. Decreased weight	100%			
g. Maintained same weight.	0%			
Number of children with BMI as Obese.				
a. Number of children referred for Counseling.	100%		3	
b. Number of children with Denied Counseling.	0%			
c. Number of children with Accepted Counseling.	100%			
d. Number of children on WIC Counseling.	100%			
e. Increased weight	0%			
f. Decreased weight	100%			
g. Maintained same weight.	0%			
Number of children with special diet.				
a. Food Allergies			3	
b. Religious				
c. Preference				
d. Other (Specify) Lactose Intolerance			3	

Compliance Indicators	Benchmark	Beginning of School Year	Reporting for This Month	Year - To-Date
a. Food Allergies	100%		5	
b. Religious	100%			
c. Preference	100%			
d. Other (Specify) Lactose Intolerance	100%			
Ongoing Monitoring Visits (USDA / Head Start)				
Nutrition Technical Assistance to Staff				
a. Center: Englewood				
b. Center: Bithlo				
c. Center: South Orlando YMCA				
d. Center:				
e. Center:				
Meetings				
a. Type: Nutrition Meeting	Date: 12/3/18	Date:		
c. Type: Ersea Meeting	Date: 12/5/18			
d. Type: Move Meeting	Date: 12/6/18			
e. Type:	Date:			
Parent Trainings				
a. Type: Date: Healthy Eating on a Budget/Special Diets-Frontline	Date: 12/12/18			
b. Type: Date: Healthy Eating on a Budget/Special Diets-Dillard	Date: 12/12/18			
c. Type: Ventura	Date:			
d. Type: SO YMCA	Date:			
e. Type: Ventura	Date:			
Nutrition Supply Distribution to HS Centers				
a. Type: Special Diet Food	Dates: 12/5/18	Kitchen Supplies	Date: 12/21/18	
F. Type: Special Diets Food	Date: 12/6/18		Bithlo	
c. Type: Special Diet Food	Date: 12/10/18		SO YMCA	
d. Type: Monthly Nutrition Activity	Date: 12/13/18		East Orange	
e. Type: Monthly Nutrition Activity	Date: 12/14/18		Lila Mitchell	
F. Type: Resource Materials	Date:	Type: Action Plans	Date:	
Number of meals consumed by children				
a. Breakfast	100%		18,575	
b. Lunch	100%		18,858	
c. Snack	100%		15,222	
Number of meals disallowed				
	0%		0	
Number of monthly nutrition activities at centers				
	220 (22x10 mo.)		"Reindeer Grahams"	
Number of meals consumed by staff				
	100%			
a. Breakfast	100%		893	
b. Lunch	100%		875	
Number of USDA/HS monitoring visits				
	88 (22x4 visits)			

ORANGE COUNTY FAMILY SERVICES DEPARTMENT
 HEAD START DIVISION
 CHILDHOOD HEALTH & DEVELOPMENTAL SERVICES UNIT

MEDICAL & DENTAL MONTHLY REPOT
 Month: December 2018

Compliance Indicators	YTD Previous Month	Reporting for this Month	Year-to-Date
Health Insurance			
# children with insurance			1512
# children without insurance			132
Medical Home			
# children with medical home established			1512
# children without medical home			132
Dental Insurance			
# children with insurance			1170
# children without insurance			472
Dental Home			
# children with dental home established			1170
# children without dental home			472
Up-to-Date Health Screenings			
Physical Exam			1626
Vision			1541
Lead			1251
Blood Pressure			1602
Immunization Record			
Completed			1029
Waived			21
Up-to-Date			415
Children with Chronic Conditions			
Asthma			83
Seizures			13
Allergies			12
Other (Sickle Cell, Heart Murmur, Eczema, Immune Disorders)			12
Oral Health			
# children with an up-to-date dental exam			1412
Passed dental exam			1243
Failed dental exam			169
# Dental Treatment Action Plans completed and discussed with parents			
Completed dental treatment			
Started/in-process dental treatment			23
Not started dental treatment			146
# children who received dental preventive care			880

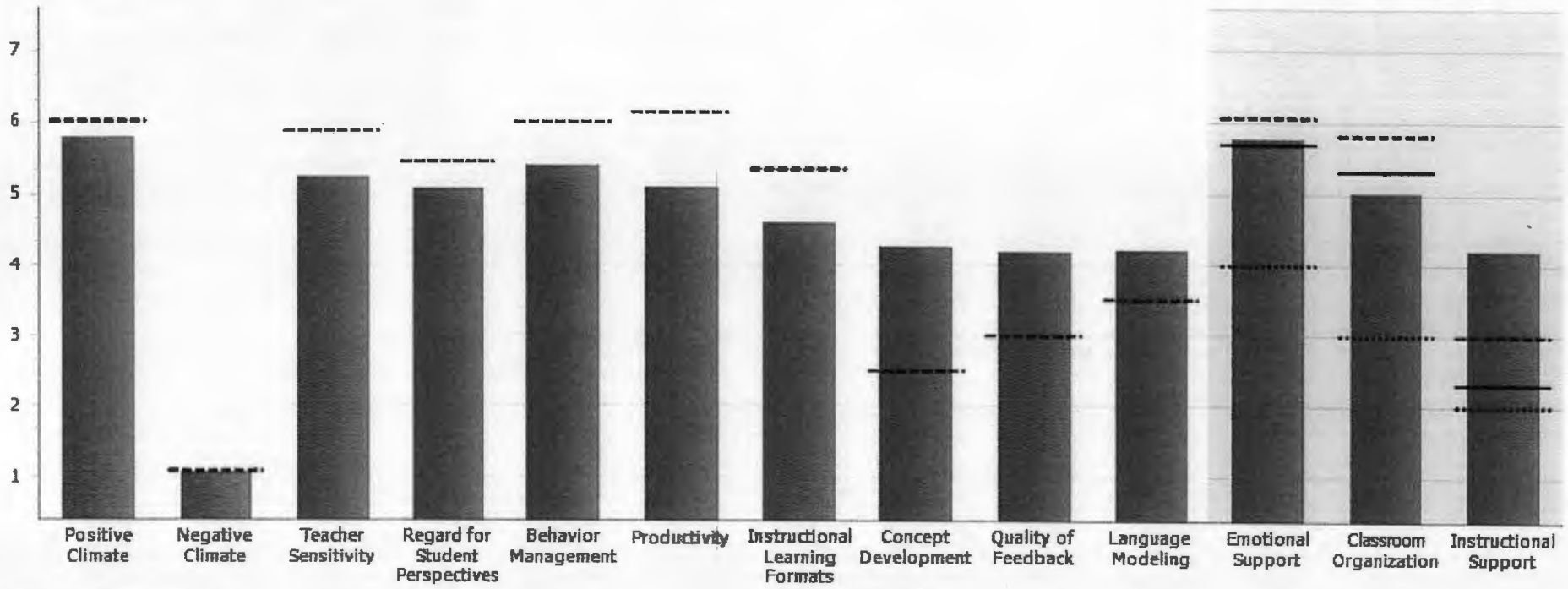
Compliance Indicators	YTD Previous Month	Reporting for this Month	Year-to-Date
Health Technical Assistant to Staff	19	4	23
Center: # Staff			
Center: # Staff			
Center: # Staff			
Center: # Staff			
Center: # Staff			
Prescribed Medication Order/Administration	120	0	120
Center: # Children:			
Center: # Children:			
Center: # Children:			
Center: # Children:			
Center: # Children:			
Center: # Children:			
Center: # Children:			
Meetings			
Type: Date:			
Type: Date:			
Type: Date:			
Type: Date:			
Parent Trainings			
Center: Date:			
Center: Date:			
Center: Date:			
Center: Date:			
Health Provider Consultation			
Type: Date:			
Type: Date:			
Type: Date:			
Type: Date:			
Type: Date:			
Child Evaluation for Health Concerns			
Center: Date:			
Center: Date:			
Center: Date:			
Center: Date:			
Center: Date:			
Health Supplies Distribution			
Center: Date:			
Center: Date:			
Center: Date:			
Center: Date:			



Orange County Head Start
5630 - Pre-K CLASS® Average Score Charts
Observations occurring: 8/6/2018 - 12/31/2018

Head Start 2018-2019

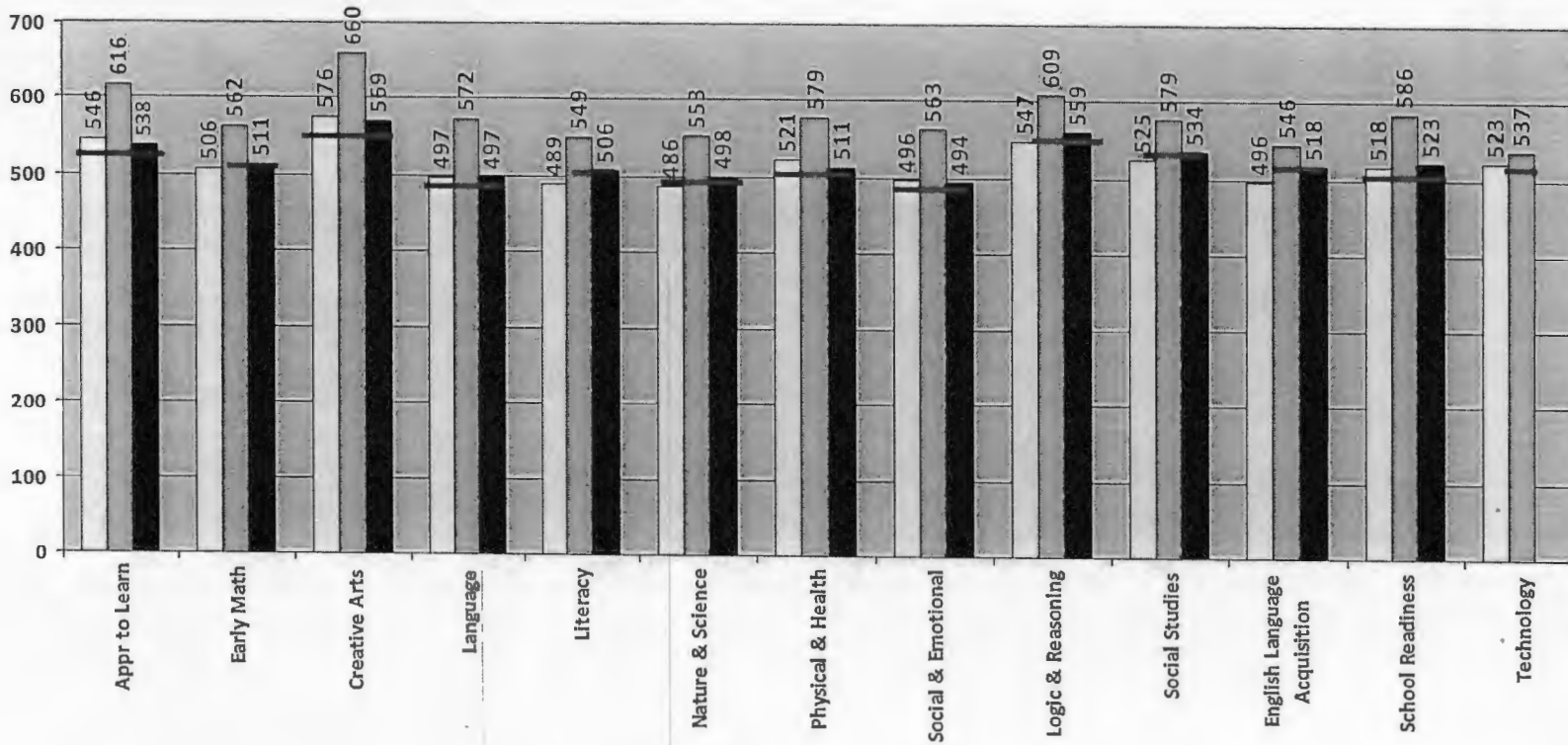
Re-competition Level
2017 National Average - - - -
2017 Lowest 10% Nationally _____



8/6/18 - 12/31/18

	PC	NC	TS	RSP	BM	PD	ILF	CD	QF	LM	ES	CO	IS
8/6/18 - 12/31/18	5.77	1.04	5.24	5.08	5.4	5.1	4.59	4.24	4.18	4.21	5.77	5.03	4.21

Orange County Head Start
Early Childhood Assessment Scores
Four Years Old (4 Yrs)
August 13, 2018 –December 31, 2018

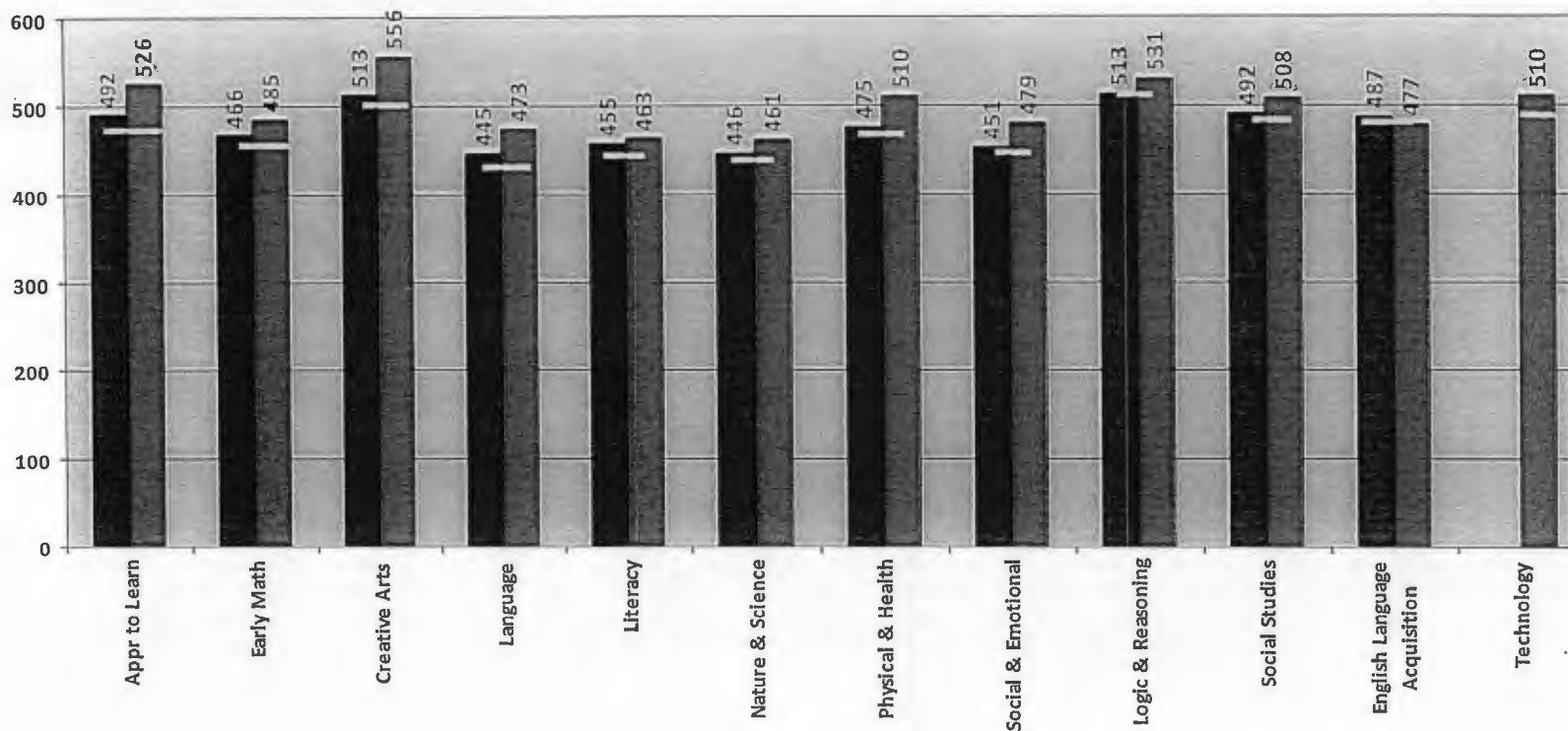


December Benchmarks	
Domain	4yrs
APL	527
EM	509
CA	558
LANG	489
LIT	500
NS	493
PHD	503
SED	488
LR	555
SS	527
ELA	518
TECH	518
SR	507

*The Developmental Scores (DL) indicates the Orange County Head Start first and second year enrolled children's position in the Galileo Developmental Progression Validated System in comparison with the Nation.

OCHS 1 ST Year 4 years old total number children enrolled 356
OCHS 2 nd Year 4 years old total number children enrolled 545
Nation 4 years old total children using Galileo system 9386

Orange County Head Start
 Three Years Old (3yrs)
 Early Childhood Assessment Scores
 August 13, 2018 –December 30, 2018



December	
Domain	3yrs
APL	482
EM	461
CA	502
LG	439
LT	448
NS	444
PHD	464
SE	446
LR	513
SS	484
ELA	484
TECH	475

*The Developmental Scores (DL) indicates the Orange County Head Start children's position in the Galileo Developmental Progression Validated System in comparison with the Nation.

Nation 3 yrs total children using Galileo system up to December 30, 2018 = 4164

Orange County 3 yrs total children enrolled up December 30, 2018 = 614



ORANGE COUNTY GOVERNMENT
 HEAD START
POLICY COUNCIL
MEETING MINUTES



1768 E. Michigan St.
 Orlando, FL 32806
 December 20, 2018

Call to Order by: Maritza Vazquez, Chairperson at 6:48 p.m.

Roll Call by: Shakita Preacely, Secretary

Attended By:

Tiffani Clark	Aloma	Representative
Lara Urdaneta	Dillard Elementary	Treasurer
Anamaris Rodriguez	East Orange	Parliamentarian
Yessica Hernandez Santos	East Orange	Alternate
Maritza Vasquez	Engelwood	Chairperson
Margarita Rodriguez	Engelwood	Alternate
Gerald Dennis	Evans	Representative
Darline Demosthene	Frontline	Representative
Audrey Edwards	John Bridges	Representative
Cyndi Salami	Lila Mitchell	Alternate
Krystal Delorio	McCoy	Representative
Shakita Preacely	Pine Hills	Secretary
Cesar Tirado	SOYMCA	Representative
Johanna Nieves	Taft	Representative
Isis Curry	Three Points	Representative
Leah Ackerman	Past Parent	Community Rep
AnnMarie Alvarado	CHS	Community Rep
Pamela Clark	OCPS	Community Rep
Charmaine Jobson	Past Parent	Community Rep
Jeneka Lloyd	Past Parent	Community Rep

Visitors

Crystal Anderson	Evans
------------------	-------

Quorum Established

Staff:

Polly Boulter	Hal Marston	Teacher Assistant
Diana Gamble	Hal Marston	Teacher Assistant
Sonya Hill	Main Office	Manager
Yvette Meade	Main Office	Admin Specialist
Milagros Font	Main Office	Sr. Program Manager
Pedro Berrios	Warehouse	Warehouse Tech

Khadija Pirzadeh	Main Office	Contract Administrator
Sandra Ruff	Main Office	Fiscal Manager
Sandra Moore	Main Office	Admin Assistant
Dwayne Horne	Main Office	Sr. FSW
Limarys Rivera	Main Office	Education Coordinator
Joyce Thomas	Frontline	Teacher
Mercedes Grullon	Taft	Center Supervisor
Aturia Hall	WSEL	Center Supervisor
Bernice Mendez	Main Office	Sr. FSW
John Holmes	Lila Mitchell	Center Supervisor
Avis McWhite	Main Office	Sr. Program Manager
Teresa Williams	Main Office	Field Ops Supervisor
Wendy Herrera	Main Office	Sr. FSW
Danna Declat	Main Office	Mentor Coach

Chairperson Vazquez requested a motion to adopt the Agenda

Motion: Pamela Clark, Community Rep

Second: Leah Ackerman, Vice Chairperson

Status: The motion was carried with no objections

Secretary Report: Shakita Preacely gave highlights from the minutes of November 19, 2018.

Chairperson Vazquez requested a motion to accept the Secretary Report

Motion: Lara Urdaneta, Treasurer

Second: Joanna Nieves, Taft, Representative

Status: The motion was carried with no objections

Budget Report by Sandra Ruff

Report of BCC Vote by Khadija Pirzadeh – Submissions for approval include; Adult Literacy League, World of Wonder (WOW) Project which introduces our children to science and art.

HR Report by Avis McWhite, Sr. Program Manager – There are no recommendation for hire at this time. Ms. McWhite pointed out the vacancies and separations.

Division Manager's Report by Sonya Hill – Ms. Hill gave highlights from the NHTSA Conference at Rosen Shingle Creek. Dr. Debra Bergeron visited the Frontline Center and brought her guitar and sang for the children. She was given a tour and was excited to see the collaborative relationship we have there. She was impressed by our "Fatherhood Engagement" picture.

PFCE Report by Dwayne Horne, Sr. FSW

Nutrition Report by Milagros Font

Education Report by Limarys Rivera, Education Coordinator

Disabilities & Mental Health Report by Wendy Herrera, Sr. FSW – Children are meeting or exceeding benchmarks in all areas.

Old Business:

- **Update of November 16, 2018 Feeding the Homeless event by AnnMarie Alvarado** - OCHS and CHS/Early Head Start participated in this event. This is a monthly event to be held at

different hotels. Maritza said the future events will only be sponsored by OCHS and CHS. Donations are needed.

- **Update on Helping Families Navigate Through the System for their Child’s Special Needs Conference by Lara Urdaneta** – Lara was impacted by the session on Adverse Childhood Experiences (ACE). She would like to see this questionnaire included in the application process. Ms. Hill related that it would first have to go to the BCC for approval. Also, is OCHS ready to address the problems that the ACEs questionnaire would reveal? There are several things that have to be considered before we can implement.
- **Update on West Palm Beach workshop by Leah Ackerman**
- **Update of Region IV Conference by Maritza Vazquez** – Maritza received training and elected to be on the By-Laws committee

New Business

- **ERSEA Training /Selection Criteria Vote by Bernice Mendez, ERSEA Coordinator** – Every year there is an update and review of the Community Assessment to determine what is needed in certain areas and if what we are doing is working. The assessment might reveal that we need a center in “that neighborhood”. What are the demographic shifts in the neighborhood? There are in person meeting/interview and application to determine eligibility. There are age and income requirements. Considerations are also given to homelessness and special needs of the child. This process is vital to ensuring the most needy children and families are being served

Chairperson Vazquez requested a motion to accept the 2019/2020 Eligibility Selection Criteria

Motion: Krystal Delorio, McCoy, Representative

Second: Jeneka Lloyd, Community Rep

Status: The motion was carried with no objections

Meeting Adjourned at 8:49 p.m.

Next Policy Council Meeting is January 17, 2018