

*Utilities Department*

**Water System Charge Schedule  
and  
Wastewater and Pollution Control  
Charge Schedule**

**September 22, 2020**



# Presentation Outline

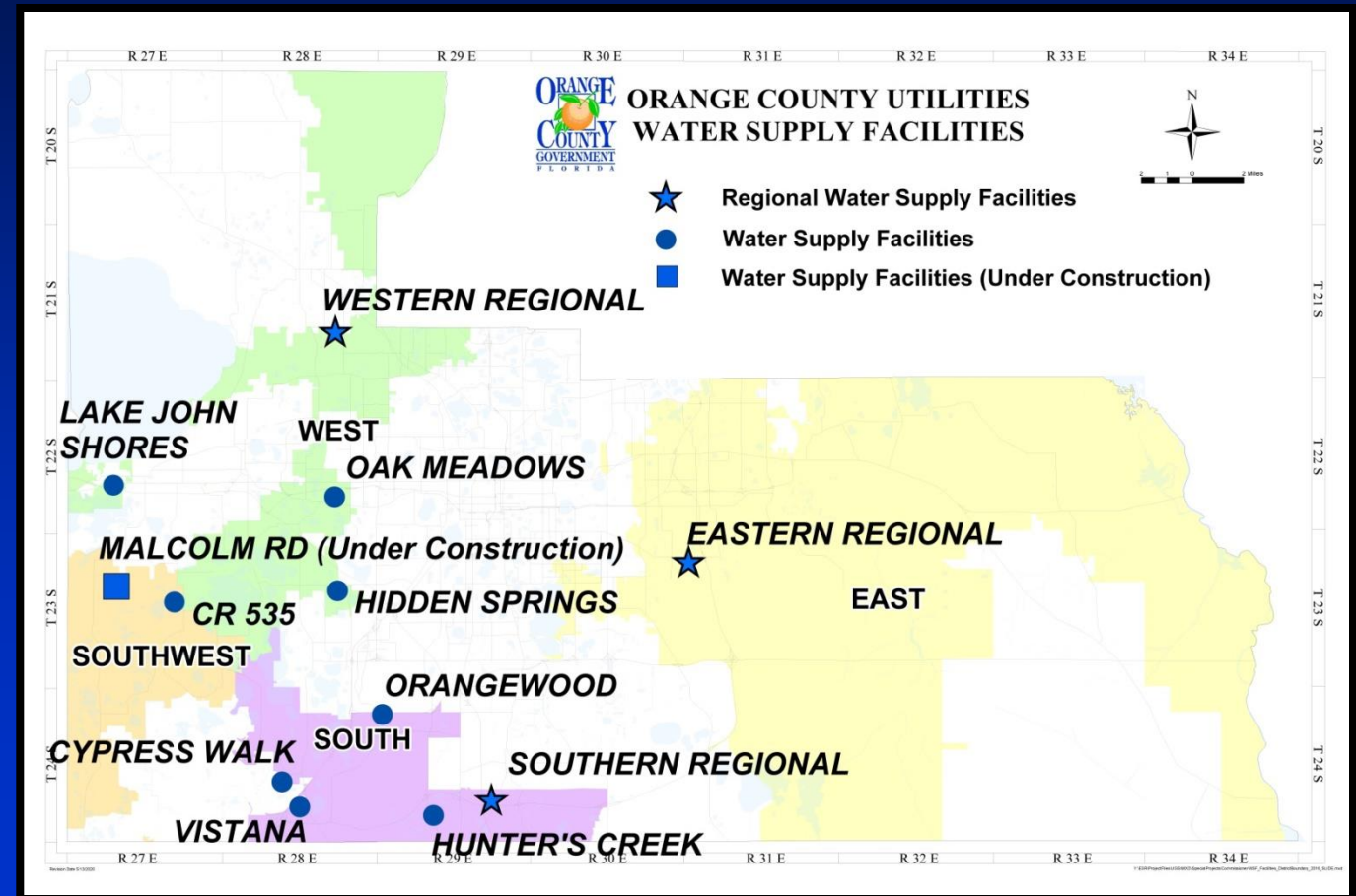
- **Water and Wastewater System Overviews**
- **Compound Meters**
- **Proposed Changes**
- **Requested Actions**



# Water System Overview

## ■ Water System

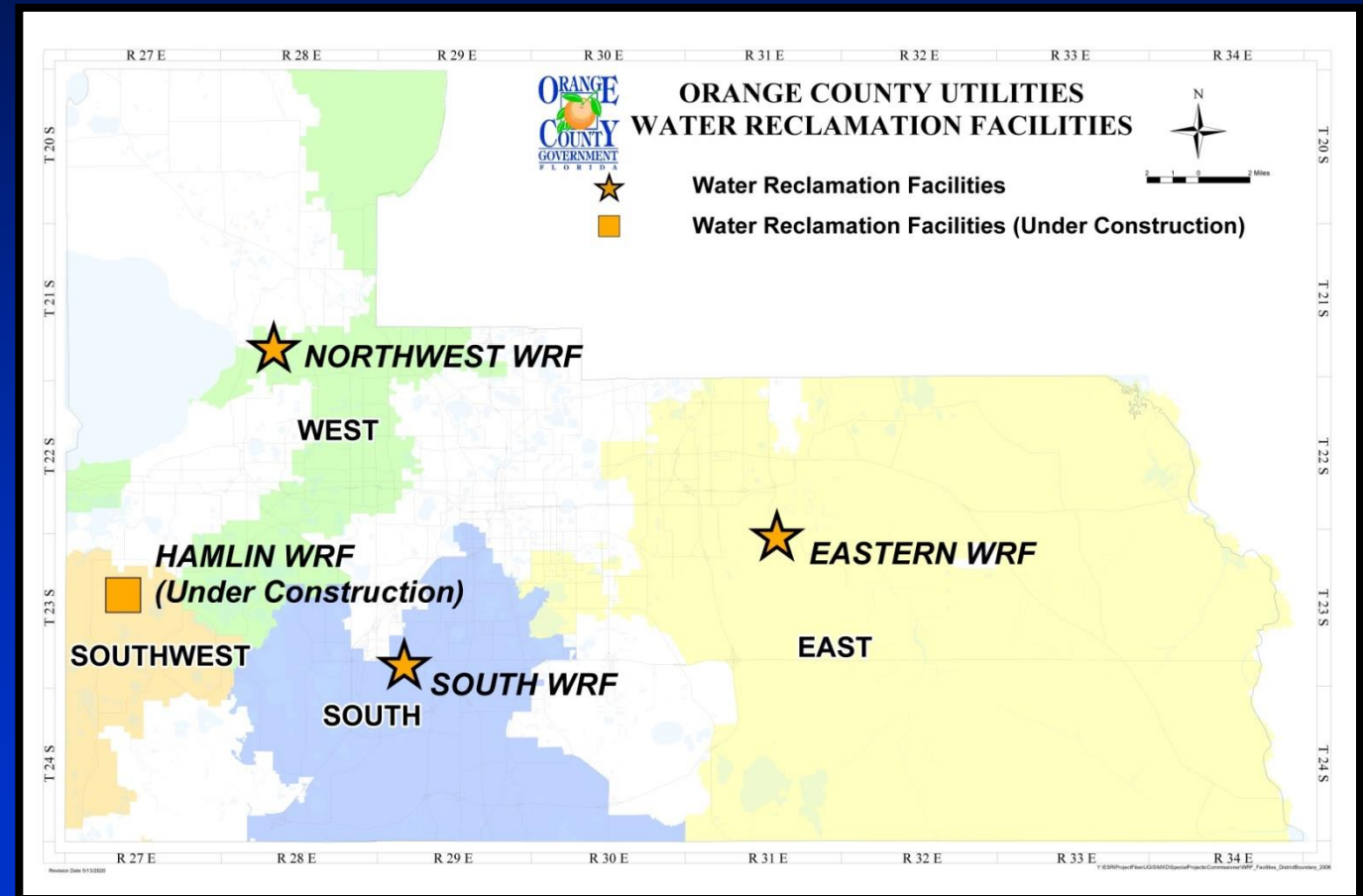
- 153,000 customers
- Includes 4,400 commercial customers
- Three regional water plants
- Eight water production facilities
- 21 billion gallons water produced annually
- Over 1,900 miles of water mains





# Wastewater System Overview

- **Wastewater System**
  - 166,000 customers
  - Includes 8,400 commercial customers
  - Three regional water reclamation facilities
  - 19.7 billion gallons wastewater treated annually
  - Over 2,000 miles of wastewater mains





# Compound Meters

- **Water & Wastewater Rates**
  - Volumetric rate applied to metered water flow
  - Fixed monthly charge determined by meter size
- **18% of our commercial customers have compound meters**
  - Small meter measures most domestic water flow
  - Large meter measures fire flow and overflow from the small meter during high flow events





# Proposed Changes

- **Compound Meters**
  - Charge schedules silent on how to bill fixed monthly charge
  - Revised charge schedules specify billing based on the small meter
  - 600 commercial customers will see bills reduced, no accounts will see bills increased
- **Include SCADA development charge in Wastewater and Pollution Control Charge Schedule**
- **Remove old wastewater rates no longer in use**
  - Special wastewater rates developed for a microchip manufacturer with very clean effluent
  - Facility no longer exists



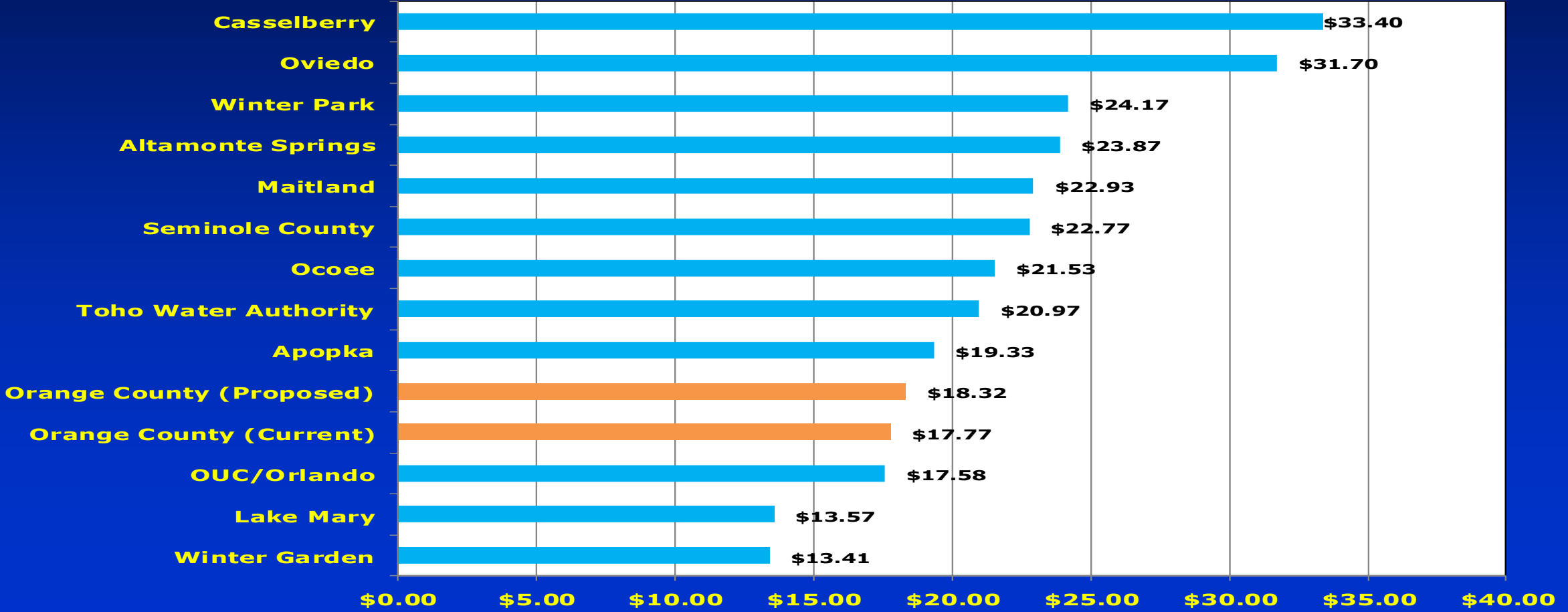
# Proposed Changes

- **Includes Automatic Annual Rate Indexing**
  - 3% rate increase discussed in July budget work session and incorporated in FY 2020-21 budget
  - Needed to cover increasing debt service cost for upcoming bond issue
  - Charge schedules are effective October 1<sup>st</sup> so current rates have been adjusted by 3% for FY 2021
- **Rate indexing does not apply to:**
  - Meter installation charges
  - Specific service charges
  - Water and wastewater capital charges



# Proposed Changes

## Monthly Water Bill Comparison Single-Family Residential Service (7,000 gallons)

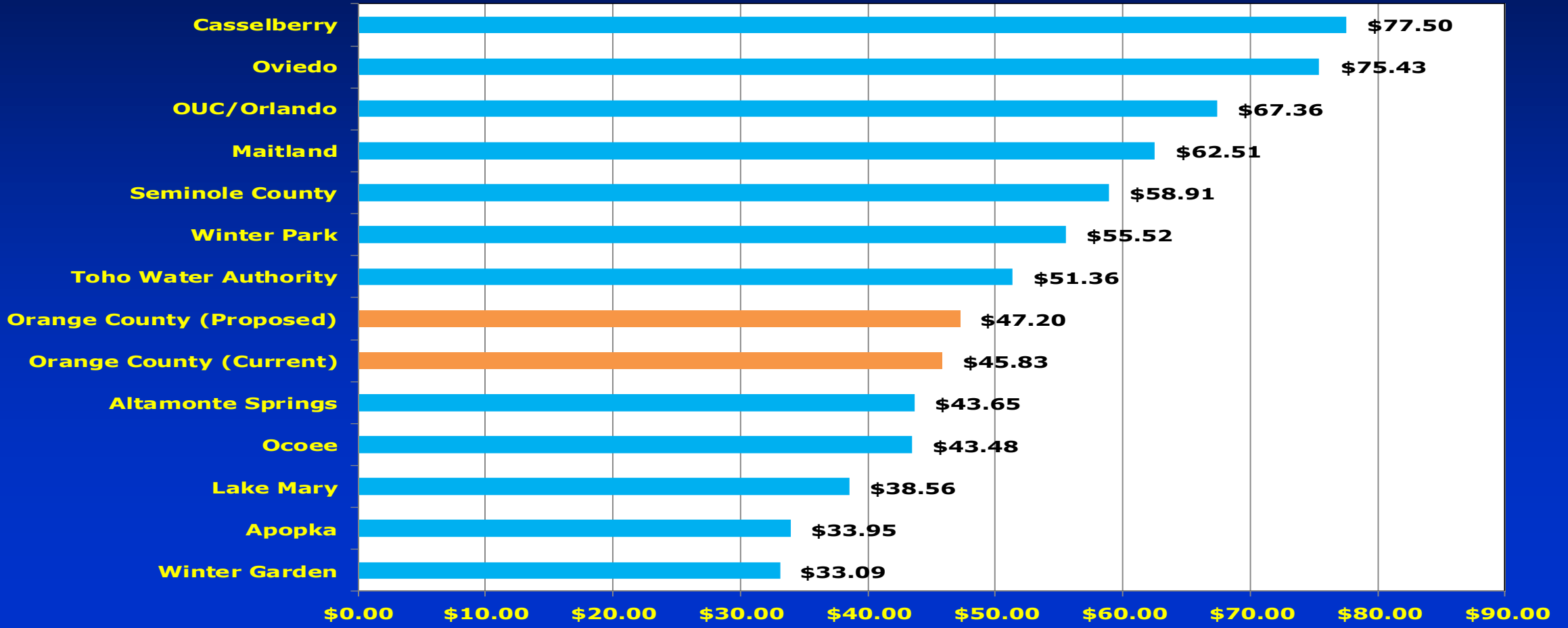






# Proposed Changes

## Monthly Wastewater Bill Comparison Single-Family Residential Service (7,000 gallons)





# Requested Actions

## Public Hearing #1

- Approval of a Resolution setting a revised Water System Charge Schedule; providing for an automatic annual increase; setting a Water Meter Charge Schedule; providing for periodic review; providing for annual notice to customers; providing for severability; and providing for an effective date.



# Requested Actions

## Public Hearing #2

- **Approval of a Resolution adopting a revised Wastewater and Pollution Control Charge Schedule; providing for an automatic annual increase; providing for periodic review; providing for annual notice to customers; providing for severability; and providing for an effective date.**