

# **Family Services Department Head Start Division**

## **Annual Report**


Board of County Commissioners

Meeting

June 19, 2012




# **PRESENTATION OUTLINE**




- **Head Start Act**
- **Shared Governance**
- **Organizational Chart**
- **FY 2011-2012 Funding**
- **What Do We Look Like?**
- **How We Measure Success**
- **How We Monitor Success**
- **Accomplishments / Partnerships**
- **Challenges**
- **Questions/Comments**




# HEAD START ACT



- **Head Start is a federally funded program that provides comprehensive early childhood development services to low-income preschool children and support to their families. Services include:**
  - **Education**
  - **Nutrition**
  - **Health, medical, dental**
  - **Parent involvement to include shared governance**



# SHARED GOVERNANCE



## ➤ **Policy Council**

- Comprised of parent representatives and community partners
- Policy Council must be comprised of a 51% majority of Head Start parents.

## ➤ **Parent Committee Members**

- Parents of enrolled children; parent committees are established at the Center level.



# ORGANIZATIONAL CHART



**GRANTEE : ORANGE COUNTY MAYOR  
AND  
BOARD OF COUNTY COMMISSIONERS**

**HEAD START  
POLICY COUNCIL**

**DR. JACQUELYN JENKINS  
HEAD START DIVISION MANAGER**

**HEAD START  
PARENTS**

**SR. PROGRAM MGR.  
OPERATIONS  
SONYA HILL**

**SR. PROGRAM MGR.  
ADMINISTRATION  
GAY DELAUGHTER**

**SR. PROGRAM MGR.  
SOCIAL / HEALTH SERVICES  
MILAGROS FONT**



# FY 2011-2012 FUNDING



- **\$ 12.3 million in Head Start funds**
- **\$ 1.3 million in USDA funds**
- **\$ 1.1 million in VPK funds**
- **\$ 14.7 million in total funds**
  
- **20% match of federal funds (\$3 million)**
  - **Match can be in cash or in-kind donations**
  - **Volunteer hours**



# **WHAT DO WE LOOK LIKE?**

## **289 Full Time Employees**



### **➤ Operations**

- **83 Teachers**
- **112 Teacher Assistants**
- **17 Center Supervisors**

### **➤ Administration**

- **3 Quality Assurance Team Members**
- **7 Transportation Staff**

### **➤ Social Services/Disability/ Mental Health**


- **24 Social workers**
- **8 Food Service Staff**

### **➤ 35 Other Support Staff**



# WHAT DO WE LOOK LIKE?

## Enrollment : 1,536








# WHAT DO WE LOOK LIKE? Operationally



- **19 Head Start Centers**
  - **9 are located within County-owned facilities**
  - **7 are located at school sites**
  - **2 are located within local municipalities and townships**
  - **1 is located with a faith-based community partner**
- **Center-Based : Traditional Day, Full Day / Full Year**
- **USDA Approved Breakfast, Lunch, and Snack**
- **Department of Children and Families (DCF) licensed**



# WHAT DO WE LOOK LIKE?

## Map of Head Start Centers



### Head Start Centers Low Income Families by Census Tract Orange County, Florida

Mayor Teresa Jacobs

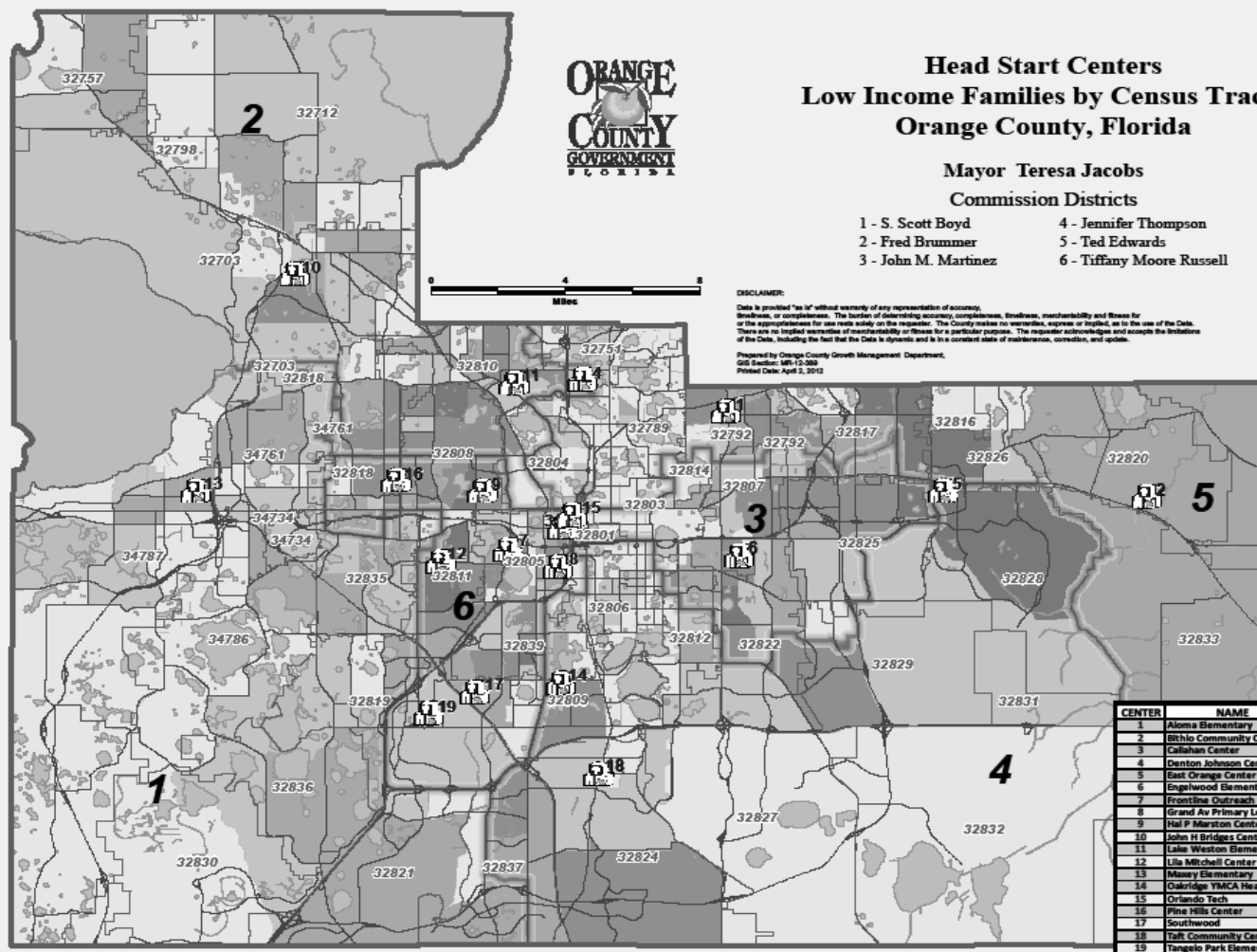
#### Commission Districts

- |                      |                           |
|----------------------|---------------------------|
| 1 - S. Scott Boyd    | 4 - Jennifer Thompson     |
| 2 - Fred Brummer     | 5 - Ted Edwards           |
| 3 - John M. Martinez | 6 - Tiffany Moore Russell |

#### DISCLAIMER:

Data is provided "as is" without warranty of any representation of accuracy, timeliness, or completeness. The burden of determining accuracy, completeness, timeliness, and fitness for use rests solely on the requester. The County makes no warranties, express or implied, as to the use of the Data. There are no implied warranties of merchantability or fitness for a particular purpose. The requester acknowledges and accepts the limitations of the Data, including the fact that the Data is dynamic and is in a constant state of maintenance, correction, and update.

Prepared by Orange County Growth Management Department,  
GIS Section: 10/12/2009  
Printed Date: April 2, 2012





# HOW DO WE MEASURE SUCCESS

## Child Outcomes



**The Galileo System:** Allows for ongoing observation in the child's natural environment which helps teachers record and monitor learning throughout the year.

- Includes research-based assessment scales to measure:
  - Cognitive, social, and physical development
  - Individualization for children with special needs
- Data analysis throughout the program year
  - Consistent, credible
  - Accessible to staff and parents
- Assessment results and planning data
  - Used by management teams to make program improvement
  - Generate successful outcomes for children



# HOW WE MEASURE SUCCESS

## Child Outcomes

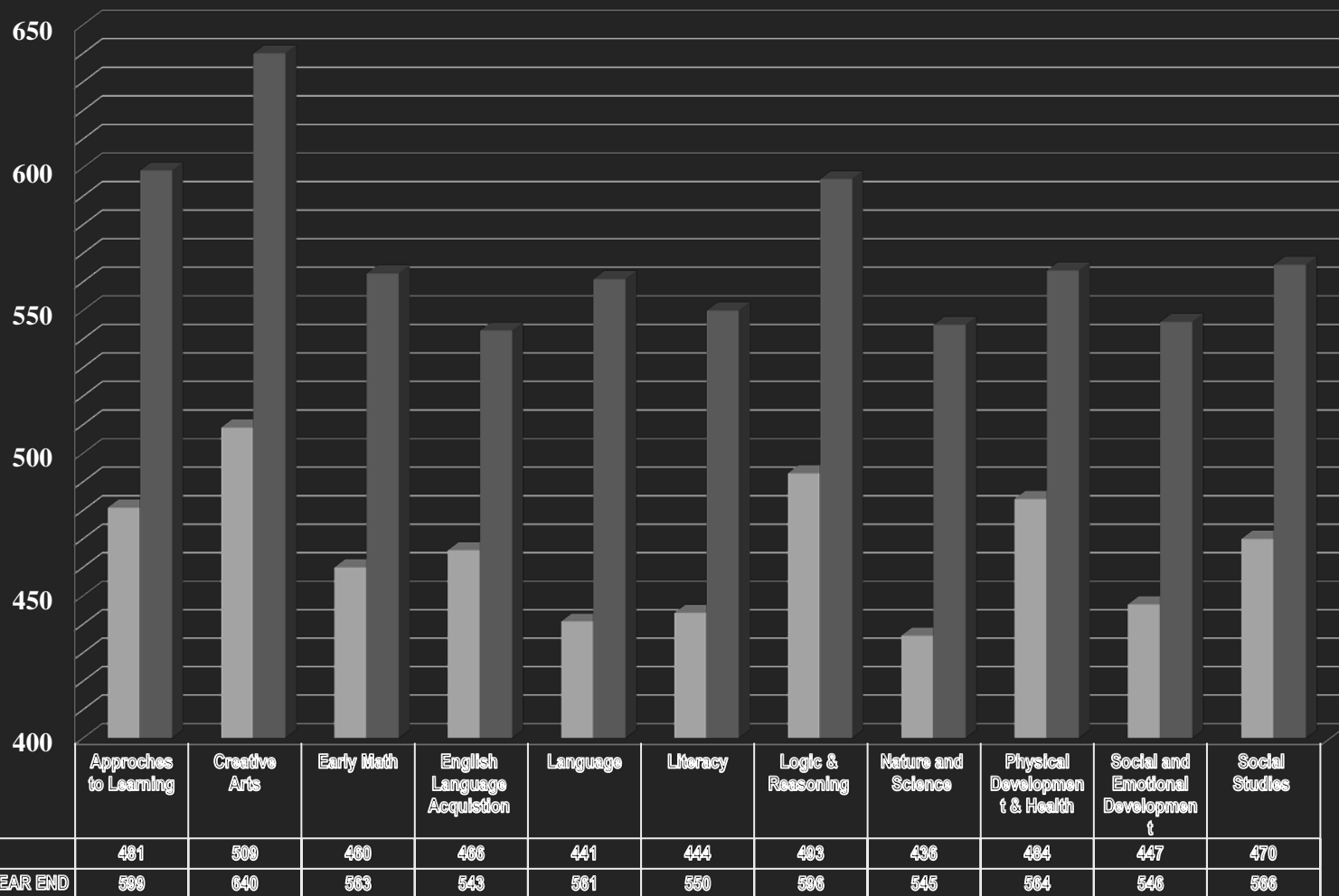
### 4 years old (Galileo Baseline - COUNTY)

Orange County Family Services Department – Head Start Division

Child Outcomes: Baseline/End of Year

4-Year-Olds: 08/20/2011 to 05/31/2012

DEVELOPMENTAL LEVEL





# HOW WE MEASURE SUCCESS



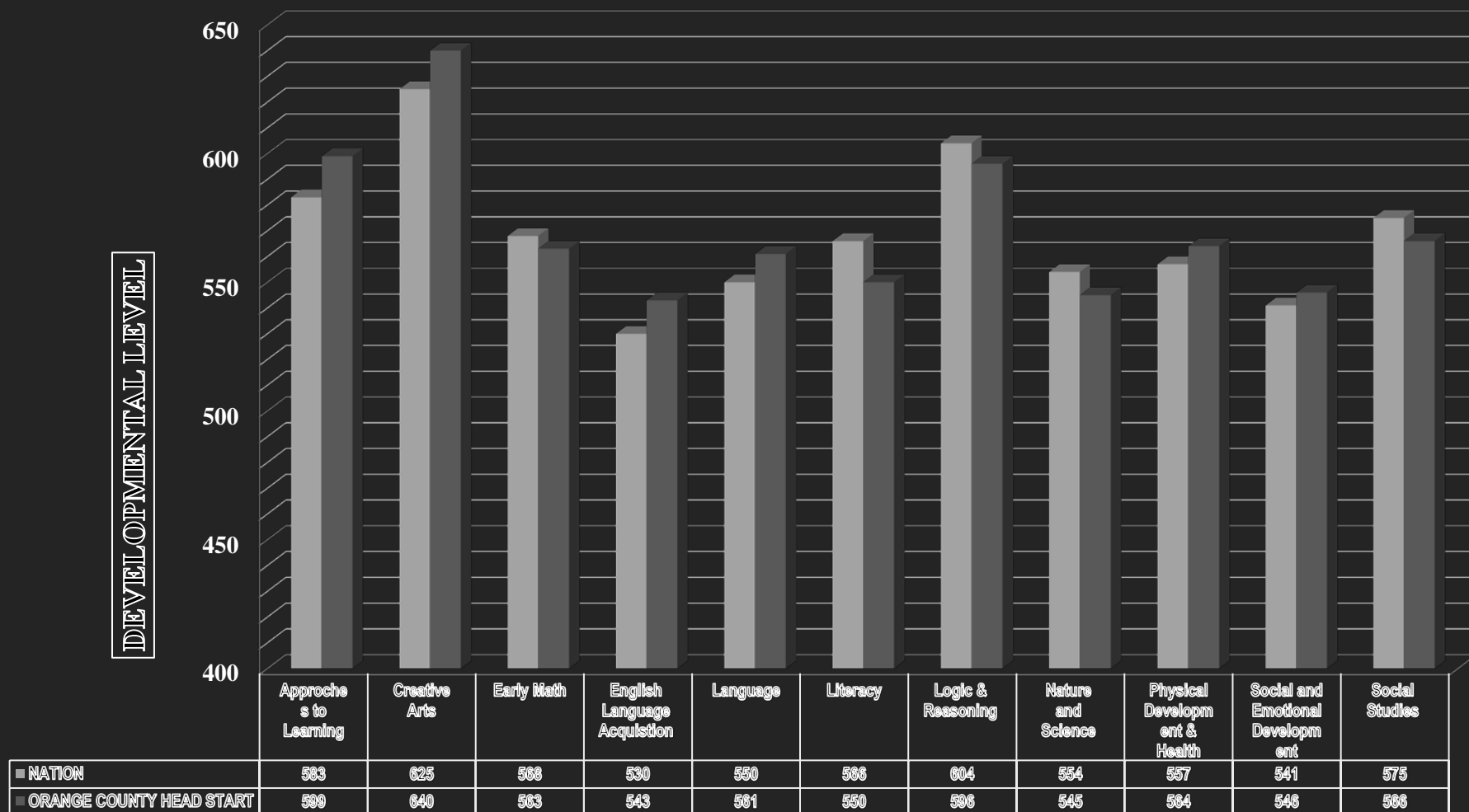
## Child Outcomes

### 4 years old (Galileo Results - NATION)

Orange County Family Services - Head Start Division


Child Outcomes: Orange County VS. Nation

4-Year-Olds: 07/16/2011 to 05/31/2012





# HOW DO WE MEASURE SUCCESS NEW FEDERAL FRAMEWORK



## PARENT, FAMILY AND COMMUNITY ENGAGEMENT FRAMEWORK

Positive & Goal-Oriented Relationships

Program Leadership

Program Environment

Family Well-being

Children are ready for school and sustain development and learning gains through third grade

Parent-Child Relationships

Family Partnerships

Families as Lifelong Educators

Continuous Program Improvement

Families as Learners

Teaching and Learning

Family Engagement in Transitions

Professional Development

Family Connections to Peers and Community

Community Partnerships

Families as Advocates and Leaders

PROGRAM FOUNDATIONS

PROGRAM IMPACT AREAS


FAMILY ENGAGEMENT OUTCOMES

CHILD OUTCOMES



# HOW WE MEASURE SUCCESS

## Program Information Report (PIR)



### Family services

C.41 Report the number of families who received the following services since last year's PIR was reported	# of families
a. Emergency/crisis intervention such as meeting immediate needs for food, clothing, or shelter	591
b. Housing assistance such as subsidies, utilities, repairs, etc.	173
c. Mental health services	188
d. English as a Second Language (ESL) training	176
e. Adult education such as GED programs and college selection	377
f. Job training	264
g. Substance abuse prevention or treatment	14
h. Child abuse and neglect services	296
i. Domestic violence services	18
j. Child support assistance	39
k. Health education	978
l. Assistance to families of incarcerated individuals	17
m. Parenting education	1,675
n. Marriage education	25
C.42 Of these, the number that received at least one of the services listed above	1,675

### Father involvement

C.43 Does the program have organized and regularly scheduled activities designed to involve fathers / father figures?	Yes
	# of children
a. Number of enrolled children whose fathers / father figures participated in these activities	285



# HOW WE MONITOR SUCCESS

## Quality Assurance



### Multi-tiered system of monitoring

- **Self Assessment : annual review of the program**
  - Head Start staff
  - Parents
  - Community Partners
- **Community Assessment : tri-annual report**
  - Community Partners
  - Head Start staff
- **Strategic Plan : reviewed, revised, and updated annually**
- **Annual Report : snapshot of Orange County Head Start**






# ACCOMPLISHMENTS

## Division-Wide



- **In- Kind**
  - Exceeded required amount
  - In-kind may be in cash, donations, or volunteer hours
- **Guest Readers Month**
  - 500 participants (to include BCC members)
- **Volunteer Hours**
  - 47,916 (as of 4/30/12)
  - \$878,188.00 = total volunteer value
- **Teacher Training hours**
  - 6,980
- **Upgraded Technology : children's classroom computers**



# ACCOMPLISHMENTS

## Staff Development




- **Teacher Mandate 2011/2013**
- **As of October 1, 2011, 100 percent of Head Start teachers nationwide must possess an Associate Degree in Early Childhood Education or Associate Degree in a related field and coursework in early childhood education.**
  - **100% of teachers met 2011 mandate**
- **As of September 30, 2013, at least 50 percent of Head Start teachers nationwide must possess a Baccalaureate or advanced degree in Early Childhood Education or advanced degree with coursework in early childhood.**
  - **82% of teachers have met or exceeded 2013 mandate**
  - **80 teachers have degree credentials**
    - **10 MA/MS**
    - **58 BA/BS**
    - **12 AA/AS**
- **As of September 30, 2013 all Teacher Assistants must have at least Child Development Associate (CDA).**
  - **100% of Orange County Head Start teachers possess a CDA**



# ACCOMPLISHMENTS

## New Parent Training




- **The Incredible Years Preschool Parent Training series : a building relationships project.**
- **Research-based**
- **Promotes child and parent competency**
  - 40 Head Start families enrolled
  - East Orange, Hal Marston, John Bridges Centers
  - 10-week parenting workshop
  - Family participants composed of
    - single fathers
    - generational (grandparents raising children)
    - single mothers
    - married couples
    - common partners
    - single parents due to military deployment or incarceration



# INCREIBLE YEARS GRADUATION

## East Orange Center





# INCREDIBLE YEARS GRADUATION


## Hal Marston Center





# INCRECIBLE YEARS GRADUATION

## John Bridges Center





# PARTNERSHIPS



- Adult Literacy League
- City of Orlando
- The Early Learning Coalition of Orange County
- Early Head Start / 4C and Children's Home Society
- Florida State Department of Health
- Foster Grandparents
- Frontline Outreach
- A Gift of Teaching
- Nemours
- Orange County Organizations
- Orange County Public Schools
- Orange County Regional History Center
- Orlando Museum of Arts
- Parramore Kids Zone
- PNC Bank, Grow Up Great
- Smart City
- University of Central Florida
- United Cerebral Palsy




# CHALLENGES




- **Facilities**
  - **Managed Space**
  - **Maintaining safe and healthy environments**
- **Staff Turnover**
  - **Teacher competition**
- **Designation Renewal System / Re-competition**
  - **May require 25 percent of Head Start programs to re-apply for funding that, until now, was nearly guaranteed.**
  - **Head Start programs required to re-apply could bring competition from other localities, school districts and nonprofits.**





# QUESTIONS / COMMENTS



# **Family Services Department Head Start Division**

Annual Report

Board of County Commissioners

Meeting

June 19, 2012