

Interoffice Memorandum



AGENDA ITEM

December 13, 2017

TO: Mayor Teresa Jacobs
and
Board of County Commissioners

THRU: Lonnie C. Bell, Jr., Director
Family Services Department

A handwritten signature in black ink, appearing to read "Lonnie C. Bell, Jr.", written over the typed name in the "THRU" line.

FROM: Sonya L. Hill, Manager
Head Start Division
Contact: Khadija Pirzadeh, (407) 836-8912
Sonya Hill, (407) 836-7409

SUBJECT: Filing of Head Start Policy Council Program Information and Updates
for the Official County Record
CONSENT AGENDA ITEM January 9, 2018

The Head Start Division requests filing of the program information and updates and meeting minutes for the official county record:

Head Start Policy Council Program Information and Updates	November 2017
Head Start Policy Council Program Information and Updates	December 2017
Head Start Policy Council Meeting Minutes	October 21, 2017
Head Start Policy Council Meeting Minutes	November 16, 2017

ACTION REQUESTED: Receipt and filing of Head Start Policy Council Program Information and Updates November 2017; Head Start Policy Council Program Information and Updates December 2017; Head Start Policy Council Meeting Minutes October 21, 2017 and Head Start Policy Council Meeting Minutes November 16, 2017 for the official county record.

SH/kp

C: Randy Singh, Assistant County Administrator
Cristina Berrios, Assistant County Attorney, County Attorney's Office
John Petrelli, Director, Risk Management and Professional Standards
Yolanda Brown, Manager, Fiscal Division, Family Services Department
Jamilie Clemens, Grants Supervisor, Finance Division
Patria Morales, Grant Coordinator, Office of Management and Budget



Lonnie C. Bell Jr.
Director, Family Services

Orange County Government

HEAD START

POLICY COUNCIL

PROGRAM

INFORMATION & UPDATES



Sonya L. Hill
Head Start Division Manager



NOVEMBER 2017



**Orange County
Family Services Department
Head Start Division**



POLICY COUNCIL MONTHLY MEETING

Who: Policy Council Members

Date: THURSDAY, NOVEMBER 16, 2017

Time: 6:30 PM

**Location: GREAT OAKS VILLAGE DINING HALL
1718 E. Michigan Street
Orlando, FL 32806**

C h i l d C a r e P r o v i d e d

*Sandra Moore:
407-836-8913 (8am-5pm)
Email Sandra.moore2@ocfl.net*

SEE YOU THERE!!!!!!



AGENDA

Orange County Government ● Head Start Policy Council Meeting
1718 E. Michigan Street, Orlando, FL 32806
November 16, 2017 6:30 p.m.

1. *Call to Order – Chairperson*
2. *Roll Call – Secretary*
 - *Confirm Quorum*
3. *Adoption of Agenda*
4. *Secretary Report*
 - a. *Review of Minutes from 10/21/17*
5. *Speakers – Vilma Quintana, Florida Blue*
6. Budget Report
7. Head Start Division Manager's Report – Sonya Hill, Head Start Division Manager
8. Commissioner/Commissioner's Liaison Report- Commissioner Victoria Siplin
9. Service Area Reports:
ERSEA, Mental Health & Disabilities, Nutrition, PFCE,
10. New Business
 - a. Community Representative Applications
 - b. Committees
 - c. Bi-Laws
 - d. Training
11. Public Comment
12. Adjourn

Head Start Policy Council
Human Resources Committee
October 2017 Actions

I. Pending Approval for hire

Job Title	Candidate's Name

II. Termination from employment (Involuntarily)

Job Title	Reason	Employee's Name
None	None	None

III. Separation from employment (Voluntarily)

Job Title	Reason	Employee's Name
None		

IV. Current Head Start Openings – As of 11/02/17

Job Title	Number of Positions	Potential Candidates in process for hire
Teacher Assistant	7	
Food Service Assistant	1	
Family Services Worker	2	
Teacher	1	
Program Manager	1	
Center Supervisor	1	
Monitoring & Eval Coordinator	1	
Head Start Mentor Coach	1	

HEAD START ADMINISTRATION 7521

OBJECT	APPR	OBJECT NAME	CURRENT BUDGET	OCT PROJECTED	ENCUMBERED AMOUNT	TOTAL YTD	BALANCE	PROJECTED BALANCE
1120	9FA	REGULAR SALARIES and WAGES	852,875.00	45,221.45	.00	45,221.45	807,653.55	807,653.55
1140	9FA	OVERTIME	7,000.00	594.97	.00	594.97	6,405.03	6,405.03
2110	9FA	FICA TAXES	65,245.00	3,322.26	.00	3,322.26	61,922.74	61,922.74
2120	9FA	RETIREMENT CONTRIBUTION	67,462.00	3,553.35	.00	3,553.35	63,908.65	63,908.65
2130	9FA	LIFE and HEALTH INSURANCE	187,000.00	7,408.29	.00	7,408.29	179,591.71	179,591.71
2200	9FA	PAYMENTS TO OPEB TRUST	8,959.00	.00	.00	.00	8,959.00	8,959.00
3125	9FB	INDIRECT COSTS	106,329.00	.00	.00	.00	106,329.00	106,329.00
3410	9FC	LOCAL TRAVEL	5,000.00	.00	.00	.00	5,000.00	5,000.00
3510	9FC	POSTAGE and MESSENGER SVCS	250.00	.00	.00	.00	250.00	250.00
3530	9FC	TOLL CHARGES	150.00	.00	.00	.00	150.00	150.00
3610	9FC	RENTAL OF EQUIPMENT	3,000.00	1,660.61	.00	1,660.61	1,339.39	1,339.39
3720	9FC	COMMUNICATIONS	3,000.00	.00	.00	.00	3,000.00	3,000.00
3820	9FC	MAINTENANCE OF EQUIPMENT	3,500.00	900.00	.00	900.00	2,600.00	2,600.00
3910	9FC	GRAPHIC REPROD SVCS	500.00	.00	.00	.00	500.00	500.00
4010	9FC	DUES and MEMBERSHIPS	8,000.00	.00	-6,114.00	.00	8,000.00	14,114.00
4020	9FC	BOOKS, COMPACT DISKS, VIDEOS, AND SUBSCRIPTIONS	6,000.00	.00	.00	.00	6,000.00	6,000.00
4110	9FC	OFFICE SUPPLIES (NOT INCLUDING PRINTING)	5,000.00	.00	-750.00	.00	5,000.00	5,750.00
4115	9FC	MISCELLANEOUS OPERATING SUPPLIES	1,250.00	.00	.00	.00	1,250.00	1,250.00
4120	9FC	SOFTWARE < \$1000	50.00	.00	.00	.00	50.00	50.00
4121	9FC	COMPUTER EQUIPMENT LESS THAN \$500	50.00	.00	.00	.00	50.00	50.00
4123	9FC	EQUIPMENT LESS THAN \$1000	3,000.00	.00	-515.00	.00	3,000.00	3,515.00
4412	9FC	PROMOTIONAL EXPENSES	500.00	.00	.00	.00	500.00	500.00
4418	9FC	EDUCATIONAL ASSISTANCE PROGRAM	2,500.00	.00	.00	.00	2,500.00	2,500.00
4422	9FC	SCHOLARSHIPS,AWARDS,BENEF	1,100.00	.00	.00	.00	1,100.00	1,100.00
4482	9FG	SELF INS-PROP CASUALTY	26,843.00	.00	.00	.00	26,843.00	26,843.00
			1,364,563.00	.00	-7,379.00	.00	1,364,563.00	1,309,281.07

Head Start Operations 7522

OBJECT	APPR	OBJECT NAME	CURRENT BUDGET	OCT	PROJ	PROJ	ENCUMBERED AMOUNT	TOTAL YTD	ACTUAL BALANCE	PROJECTED BALANCE	BURN RATE
1120	9FE	REGULAR SALARIES and WAGES	5,586,048.00	432,103.05			.00	.00	5,153,944.95	\$ 5,153,944.95	\$465,504.00
1130	9FE	OTHER SALARIES and WAGES	50,000.00	985.04			.00	.00	49,014.96	\$ 49,014.96	\$ 4,166.67
1140	9FE	OVERTIME	10,000.00	2,113.76			.00	.00	7,886.24	\$ 7,886.24	\$ 833.33
2110	9FE	FICA TAXES	431,922.00	32,479.35			.00	.00	399,442.65	\$ 399,442.65	\$ 35,993.50
2120	9FE	RETIREMENT CONTRIBUTION	446,602.00	34,847.69			.00	.00	411,754.31	\$ 411,754.31	\$ 37,216.83
2130	9FE	LIFE and HEALTH INSURANCE	2,083,400.00	103,443.30			.00	.00	1,979,956.70	\$ 1,979,956.70	\$173,616.67
2150	9FE	UNEMPLOYMENT COMPENSATION	7,000.00	.00			.00	.00	7,000.00	\$ 7,000.00	\$ 583.33
2200	9FE	PAYMENTS TO OPEB TRUST	108,996.00				.00	.00	108,996.00	\$ 108,996.00	\$ 9,083.00
3167	9FF	AGENCIES	8,000.00	.00			7,920.00	.00	80.00	\$ 80.00	\$ 666.67 ?
3170	9FF	JANITORIAL SVC and SUPPLY	25,000.00	1,295.42			.00	.00	23,704.58	\$ 23,704.58	\$ 2,083.33 -1296
3185	9FF	CONTRACT SVC-TRAINING	5,000.00				.00	.00	5,000.00	\$ 5,000.00	\$ 416.67
3192	9FF	SOFTWARE LICENSING SUPPORT FEE	42,390.00				.00	.00	42,390.00	\$ 42,390.00	\$ 3,532.50
3195	9FF	CONTRACT SERVICES MEDICAL	1,700.00				.00	.00	1,700.00	\$ 1,700.00	\$ 141.67
3197	9FF	CONTRACTUAL SERVICES NOT OTHERWISE SPECIFIED	22,442.00			-1,430.00	10,698.05	.00	11,743.95	\$ 10,313.95	\$ 1,870.17
3350	9FF	OTHER INSURANCE and BONDS	11,000.00				.00	.00	11,000.00	\$ 11,000.00	\$ 916.67
3410	9FF	LOCAL TRAVEL	10,000.00				.00	.00	10,000.00	\$ 10,000.00	\$ 833.33
3520	9FF	MOVING EXPENSE-CO ASSETS	3,000.00				.00	.00	3,000.00	\$ 3,000.00	\$ 250.00
3530	9FF	TOLL CHARGES	1,500.00				.00	.00	1,500.00	\$ 1,500.00	\$ 125.00
3610	9FF	RENTAL OF EQUIPMENT	40,000.00				44,467.86	.00	4,467.86	\$ (4,467.86)	\$ 3,333.33
3620	9FF	LEASES-BUILDINGS/STRUCTURES	263,356.00	20,553.40			.00	.00	242,802.60	\$ 242,802.60	\$ 21,946.33
3710	9FF	UTILITIES	30,000.00	1,678.74			.00	.00	28,321.26	\$ 28,321.26	\$ 2,500.00
3720	9FF	COMMUNICATIONS	30,000.00	700.13			.00	.00	29,299.87	\$ 29,299.87	\$ 2,500.00 Phone
3810	9FF	IMPROVEMENTS, AND GROUNDS	50,000.00	677.50			4,650.00	.00	44,672.50	\$ 44,672.50	\$ 4,166.67 Imulch
3820	9FF	MAINTENANCE OF EQUIPMENT	25,000.00				.00	.00	25,000.00	\$ 25,000.00	\$ 2,083.33
3823	9FF	MAINTENANCE OF COMPUTER EQUIPMENT	50.00				.00	.00	50.00	\$ 50.00	\$ 4.17
3825	9FD	INTERNAL FLEET MANAGEMENT CHARGES	20,145.00				.00	.00	20,145.00	\$ 20,145.00	\$ 1,678.75
3910	9FF	GRAPHIC REPROD SVCS	1,500.00				.00	.00	1,500.00	\$ 1,500.00	\$ 125.00
4020	9FF	SUBSCRIPTIONS	3,500.00				.00	.00	3,500.00	\$ 3,500.00	\$ 291.67
4040	9FF	LICENSE AND CERTIFICATION FEES	1,000.00				.00	.00	1,000.00	\$ 1,000.00	\$ 83.33
4110	9FF	OFFICE SUPPLIES (NOT INCLUDING PRINTING)	36,300.00			-2,295.30	.00	.00	36,300.00	\$ 34,004.70	\$ 3,025.00
4115	9FF	MISCELLANEOUS OPERATING SUPPLIES	75,000.00			-8,563.20	.00	.00	75,000.00	\$ 66,436.80	\$ 6,250.00
4116	9FF	EVENT/MEAL REIMBURSEMENTS	8,500.00				.00	.00	8,500.00	\$ 8,500.00	\$ 708.33
4120	9FF	SOFTWARE < \$1000	6,902.00				.00	.00	6,902.00	\$ 6,902.00	\$ 575.17
4121	9FF	COMPUTER EQUIPMENT LESS THAN \$500	10,000.00				.00	.00	10,000.00	\$ 10,000.00	\$ 833.33
4123	9FF	EQUIPMENT LESS THAN \$1000	19,800.00			-1,060.00	.00	.00	19,800.00	\$ 18,740.00	\$ 1,650.00
4135	9FF	FOODandDIETARY	150,000.00	9,980.00		-5,559.48	.00	.00	140,020.00	\$ 134,460.52	\$ 12,500.00
4175	9FF	CLOTHING AND WEARING APPAREL	100.00				.00	.00	100.00	\$ 100.00	\$ 8.33

4195	9FF	MISC SUPPLIES OR EXPENSES	1,000.00			.00	.00	1,000.00	\$	1,000.00	\$	83.33
4412	9FF	PROMOTIONAL EXPENSES	2,000.00			.00	.00	2,000.00	\$	2,000.00	\$	166.67
4418	9FF	EDUCATIONAL ASSISTANCE PROGRAM	19,452.00	1,875.00		.00	.00	17,577.00	\$	17,577.00	\$	1,621.00
4440	9FF	IMPROVEMTS TO NON-COUNTY ASSETS	6,000.00		-106.65	.00	.00	6,000.00	\$	5,893.35	\$	500.00
4450	9FF	PARENT ACTIVITY FUND	100.00			.00	.00	100.00	\$	100.00	\$	8.33
4452	9FN	FIELD TRIPS-HEAD START	15,360.00			.00	.00	15,360.00	\$	15,360.00	\$	1,280.00
4482	9FD	SELF INS-PROP CASUALTY	253,066.00			.00	.00	253,066.00	\$	253,066.00	\$	21,088.83
6310	9FD	STRUCT and FAC OTH TH BLDGS	25,000.00			.00	.00	25,000.00	\$	25,000.00	\$	2,083.33
6410	9FD	EQUIPMENT	10,000.00			.00	.00	10,000.00	\$	10,000.00	\$	833.33
6438	9FD	COMPUTER EQUIPMENT > \$500	1,000.00			.00	.00	1,000.00	\$	1,000.00	\$	83.33
			9,958,131.00	642,732.38	.00	-19,014.63	.00	.00	9,958,131.00	9,958,131.00	9,958,131.00	

USDA Operations 7524

OBJECT	APPR	OBJECT NAME	CURRENT BUDGET	OCT	PROJECTED	ENCUMBERED	TOTAL YTD	BALANCE	PROJECT BALANCE
1120	9FT	REGULAR SALARIES and WAGES	168,185.00	8,033.45		.00	8,033.45	160,151.55	160,151.55
2110	9FT	FICA TAXES	12,866.00	568.56		.00	568.56	12,297.44	12,297.44
2120	9FT	RETIREMENT CONTRIBUTION	13,303.00	636.26		.00	636.26	12,666.74	12,666.74
2130	9FT	LIFE and HEALTH INSURANCE	77,000.00	2,912.11		.00	2,912.11	74,087.89	74,087.89
2200	9FT	PAYMENTS TO OPEB TRUST	3,992.00	.00		.00	.00	3,992.00	3,992.00
3170	9FU	JANITORIAL SVC and SUPPLY	1,000.00	.00	-1,143.72	-1,559.09	.00	2,559.09	1,415.37
4115	9FU	MISCELLANEOUS OPERATING SUPPLIES	9,000.00	.00	-6,807.41	6,401.16	.00	2,598.84	-4,208.57
4130	9FU	HOUSEHOLD AND KITCHEN SUPPLIES	3,200.00	.00	-1,590.55	.00	.00	3,200.00	1,609.45
4135	9FU	FOODandDIETARY	1,305,000.00	.00	-48,235.39	.00	.00	1,305,000.00	1,256,764.61
			1,607,682.00	.00		.00	.00	1,607,682.00	1518776.48

USDA Administration 7523

OBJECT	APPR	OBJECT NAME	CURRENT BUDGET	OCT	PROJECT	ENCUMBERED AMOUNT	TOTAL YTD	BALANCE	PROJECT BALANCE
1120	9FQ	REGULAR SALARIES and WAGES	118,640.00	6,768.40		.00	6,768.40	111,871.60	111,871.60
1140	9FQ	OVERTIME	.00	89.61		.00	89.61	-89.61	-89.61
2110	9FQ	FICA TAXES	9,076.00	505.54		.00	505.54	8,570.46	8,570.46
2120	9FQ	RETIREMENT CONTRIBUTION	9,385.00	543.15		.00	543.15	8,841.85	8,841.85
2130	9FQ	LIFE and HEALTH INSURANCE	33,000.00	1,108.09		.00	1,108.09	31,891.91	31,891.91
2200	9FQ	PAYMENTS TO OPEB TRUST	1,497.00	.00		.00	.00	1,497.00	1,497.00
3125	9FP	INDIRECT COSTS	6,543.00	.00		.00	.00	6,543.00	6,543.00
3410	9FR	LOCAL TRAVEL	1,000.00	.00		.00	.00	1,000.00	1,000.00
3530	9FR	TOLL CHARGES	30.00	.00		.00	.00	30.00	30.00
3820	9FR	MAINTENANCE OF EQUIPMENT	50.00	.00		.00	.00	50.00	50.00
4110	9FR	OFFICE SUPPLIES (NOT INCLUDING PRINTING)	500.00	.00		.00	.00	500.00	500.00
4418	9FR	EDUCATIONAL ASSISTANCE PROGRAM	1,000.00	.00		.00	.00	1,000.00	1,000.00
4482	9FS	SELF INS-PROP CASUALTY	1,721.00	.00		.00	.00	1,721.00	1,721.00
			182,442.00	9,014.79	.00	.00	9,014.79	173,427.21	173,427.21

Head Start Health & Dental 7526

OBJECT	APPR	OBJECT NAME	CURRENT BUDGET	OCT	PROJECTED	ENCUMBERED AMOUNT	TOTAL YTD	BALANCE	PROJECTED BALANCE
1120	9FI	REGULAR SALARIES and WAGES	209,068.00	12,656.00		.00	12,656.00	196,412.00	196,412.00
2110	9FI	FICA TAXES	15,994.00	860.60		.00	860.60	15,133.40	15,133.40
2120	9FI	RETIREMENT CONTRIBUTION	16,537.00	1,002.36		.00	1,002.36	15,534.64	15,534.64
2130	9FI	LIFE and HEALTH INSURANCE	44,000.00	2,974.43		.00	2,974.43	41,025.57	41,025.57
2200	9FI	PAYMENTS TO OPEB TRUST	2,488.00	.00		.00	.00	2,488.00	2,488.00
3195	9FK	CONTRACT SERVICES MEDICAL	171,375.00	.00		131,500.00	.00	171,375.00	171,375.00
3275	9FK	MEDICAL SVCS	5,000.00	.00		.00	.00	5,000.00	5,000.00
3410	9FK	LOCAL TRAVEL	6,200.00	.00		.00	.00	6,200.00	6,200.00
4020	9FK	BOOKS, COMPACT DISKS, VIDEOS, AND SUBSCRIPTIONS	500.00	.00		.00	.00	500.00	500.00
4110	9FK	OFFICE SUPPLIES (NOT INCLUDING PRINTING)	1,700.00	.00	-1,270.95	.00	.00	1,700.00	2,970.95
4115	9FK	MISCELLANEOUS OPERATING SUPPLIES	1,500.00	.00	-135.00	.00	.00	1,500.00	1,635.00
4418	9FK	EDUCATIONAL ASSISTANCE PROGRAM	1,000.00	.00		.00	.00	1,000.00	1,000.00
4482	9FK	SELF INS-PROP CASUALTY	5,590.00	.00		.00	.00	5,590.00	5,590.00
			480,952.00	.00	-1,405.95	.00	.00	480,952.00	464,864.56

Head Start Disabilities 7527

OBJECT	APPR	OBJECT NAME	CURRENT BUDGET	OCT PROJECTED	ENCUMBERED AMOUNT	TOTAL YTD	BALANCE	PROJECTED BALANCE
1120	9FV	REGULAR SALARIES and WAGES	158,717.00	8,872.16	.00	8,872.16	149,844.84	149,844.84
2110	9FV	FICA TAXES	12,141.00	645.03	.00	645.03	11,495.97	11,495.97
2120	9FV	RETIREMENT CONTRIBUTION	12,555.00	702.68	.00	702.68	11,852.32	11,852.32
2130	9FV	LIFE and HEALTH INSURANCE	44,000.00	1,903.60	.00	1,903.60	42,096.40	42,096.40
2200	9FV	PAYMENTS TO OPEB TRUST	2,488.00	.00	.00	.00	2,488.00	2,488.00
3179	9FW		7,000.00	.00		.00	7,000.00	7,000.00
3195	9FW	CONTRACT SERVICES MEDICAL	21,000.00	.00	10,000.00	.00	11,000.00	11,000.00
3410	9FW	LOCAL TRAVEL	1,200.00	.00	.00	.00	1,200.00	1,200.00
3720	9FW	COMMUNICATIONS	5,000.00	.00		.00	5,000.00	5,000.00
4110	9FW	OFFICE SUPPLIES (NOT INCLUDING PRINTING)	1,000.00	.00	.00	.00	1,000.00	1,000.00
4115	9FW	MISCELLANEOUS OPERATING SUPPLIES	1,000.00	.00	.00	.00	1,000.00	1,000.00
4121	9FW	COMPUTER EQUIPMENT LESS THAN \$500	50.00	.00		.00	50.00	50.00
4123	9FW	EQUIPMENT LESS THAN \$1000	1,000.00	.00		.00	1,000.00	1,000.00
4143	9FW	MEDICAL SUGRGICAL SUPPLIES	15,000.00	.00		.00	15,000.00	15,000.00
4418	9FW	EDUCATIONAL ASSISTANCE PROGRAM	500.00	.00	.00	.00	500.00	500.00
4450	9FW	PARENT ACTIVITY FUND	500.00	.00		.00	500.00	500.00
			480,952.00	.00	.00	.00	480,952.00	261,027.53

Parent Family Community Engagement 7528

OBJECT	APPR	OBJECT NAME	CURRENT BUDGET	OCT	PROJECT	ENCUMBERED AMOUNT	TOTAL YTD	BALANCE	PROJECT BALANCE
1120	9FX	WAGES	1,051,129.00	57,326.00		.00	57,326.00	993,803.00	993,803.00
1140	9FX	OVERTIME	.00	709.34			709.34		.00
2110	9FX	FICA TAXES RETIREMENT	80,410.00	4,171.07		.00	4,171.07	80,410.00	80,410.00
2120	9FX	CONTRIBUTION	83,147.00	4,596.46		.00	4,596.46	83,147.00	83,147.00
2130	9FX	INSURANCE	297,000.00	12,369.43		.00	12,369.43	297,000.00	297,000.00
3410	9FY	LOCAL TRAVEL	2,500.00	.00		.00	.00	2,500.00	2,500.00
3530	9FY	TOLL CHARGES	100.00	.00		.00	.00	100.00	100.00
3720	9FY	COMMUNICATIONS	14,000.00	.00		.00	.00	14,000.00	14,000.00
4020	9FY	VIDEOS, AND	500.00	.00		.00	.00	500.00	500.00
4110	9FY	OFFICE SUPPLIES (NOT INCLUDING PRINTING)	7,000.00	.00	-2,390.46	.00	.00	7,000.00	4,609.54
4115	9FY	MISCELLANEOUS OPERATING SUPPLIES	1,000.00	.00	-820.00	.00	.00	1,000.00	180.00
4121	9FY	COMPUTER EQUIPMENT LESS THAN \$500	50.00	.00		.00	.00	50.00	50.00
4123	9FY	EQUIPMENT LESS THAN \$1000	1,200.00	.00	-1,822.00	.00	.00	1,200.00	-622.00
4412	9FY	PROMOTIONAL EXPENSES	5,000.00	.00	-1,479.13	.00	.00	5,000.00	3,520.87
4418	9FY	PROGRAM	1,000.00	.00		.00	.00	1,000.00	1,000.00
4450	9FY	PARENT ACTIVITY FUND	9,216.00	.00	-1,392.96	.00	.00	9,216.00	7,823.04
			1,553,252.00	79,172.30	-7,904.55	.00	79,172.30	1,495,926.00	1,488,021.45

11/01/2017 PAGE: 1

ORANGE COUNTY

Department 062

FY 2018 Monthly Expense Report

For the selected Department and Unit, by Object and Appropriation

Through 20171031

Fund: 8290 ,Dept: 062 , HEAD START , Unit: 7536 , VOLUNTARY PRE-KINDERGARTEN 05/06

	'UNIT	UNIT NAME	OBJECT	APPR	OBJECT NAME	CURRENT BUDGET	OCT	NOV	DEC	JAN	FEB	MAR	APR	MAY	JUN	JUL	AUG	SEP	PRE-ENCUM AMOUNT	ENCUM AMOUNT	TOTAL YTD	BALANCE	% BUDGET USED YTD
1	7536	KINDERGARTEN 05/06	1120	8EA	REGULAR SALARIES and WAGES	.00	1,632.40	.00	.00	.00	.00	.00	.00	.00	.00	.00	.00	.00	.00	.00	1,632.40	-1,632.40	.00
	7536	KINDERGARTEN 05/06	2110	8EA	FICA TAXES	.00	106.44	.00	.00	.00	.00	.00	.00	.00	.00	.00	.00	.00	.00	.00	106.44	-106.44	.00
	7536	KINDERGARTEN 05/06	2120	8EA	RETIREMENT CONTRIBUTION	.00	129.29	.00	.00	.00	.00	.00	.00	.00	.00	.00	.00	.00	.00	.00	129.29	-129.29	.00
	7536	KINDERGARTEN 05/06	2130	8EA	LIFE and HEALTH INSURANCE	.00	692.10	.00	.00	.00	.00	.00	.00	.00	.00	.00	.00	.00	.00	.00	692.10	-692.10	.00
	7536	KINDERGARTEN 05/06	2131	8EA	HSA/FSA CONTRIBUTION	.00	.00	.00	.00	.00	.00	.00	.00	.00	.00	.00	.00	.00	.00	.00	.00	.00	.00
	7536	KINDERGARTEN 05/06	2200	8EA	PAYMENTS TO OPEB TRUST	.00	.00	.00	.00	.00	.00	.00	.00	.00	.00	.00	.00	.00	.00	.00	.00	.00	.00
	OBJECT CATEGORY 1					.00	2,560.23	.00	.00	.00	.00	.00	.00	.00	.00	.00	.00	.00	.00	.00	2,560.23	-2,560.23	.00
	*TOTAL UNIT_CD 7536					.00	2,560.23	.00	.00	.00	.00	.00	.00	.00	.00	.00	.00	.00	.00	.00	2,560.23	-2,560.23	.00
	TOTAL					.00	2,560.23	.00	.00	.00	.00	.00	.00	.00	.00	.00	.00	.00	.00	.00	2,560.23	-2,560.23	.00

Head Start Training 7525

'UNIT	OBJECT	APPR	OBJECT NAME	CURRENT BUDGET	OCT	PROJECT	PROJECT	ENCUMBERED AMOUNT	TOTAL YTD	ACTUAL BALANCE	PROJECTED BALANCE
7525	3185	9FH	CONTRACT SVC-TRAINING	13,500.00	.00			2,350.00	.00	11,150.00	11,150.00
7525	3420	9FH	OUT OF COUNTY TRAVEL	21,400.00	561.40			.00	561.40	20,838.60	20,838.60
7525	3610	9FH	RENTAL OF EQUIPMENT	2,000.00	.00			.00	.00	2,000.00	2,000.00
7525	3620	9FH	LEASES-BUILDINGS/STRUCTURES	2,000.00	.00			.00	.00	2,000.00	2,000.00
7525	3910	9FH	GRAPHIC REPROD SVCS	2,000.00	.00			.00	.00	2,000.00	2,000.00
7525	4020	9FH	BOOKS, COMPACT DISKS, VIDEOS, AND SUBSCRIPTIONS	1,000.00	.00			.00	.00	1,000.00	1,000.00
7525	4030	9FH	TRAINING AND EDUCATIONAL COST	73,400.00	-125.00			.00	-125.00	73,525.00	73,525.00
7525	4040	9FH	LICENSE AND CERTIFICATION FEES	1,500.00	-75.00			.00	-75.00	1,575.00	1,575.00
7525	4110	9FH	OFFICE SUPPLIES (NOT INCLUDING PRINTING)	1,500.00	.00			.00	.00	1,500.00	1,500.00
7525	4115	9FH	MISCELLANEOUS OPERATING SUPPLIES	1,591.00	.00			.00	.00	1,591.00	1,591.00
7525	4116	9FH	EVENT/MEAL REIMBURSEMENTS EDUCATIONAL ASSISTANCE	2,000.00	.00		-364.00	.00	.00	2,000.00	1,636.00
7525	4418	9FH	PROGRAM	1,000.00	.00			.00	.00	1,000.00	1,000.00
				122,891.00	.00	.00	-364.00	.00	.00	122,891.00	119,815.60

CREDIT CARD EXPENDITURES

Card Holder	Comp Supp Name	Item Total	Placeholder for Date Filed	GL: FUND	GL: DEPT	GL: UNIT	GL: OBJ
DEONARINE, VIDYA D	EMBASSY SUITES	\$117.00	10/30/2017	7008	062	7525	3420
DEONARINE, VIDYA D	LAKESHORE LEARNING	\$911.81	10/20/2017	7008	062	7522	4123
FLORES, DAISY	WINN-DIXIE	\$2.50	10/30/2017	7007	062	7522	
FLORES, DAISY	WAL-MART #1084	\$33.96	10/5/2017	7008	062	7522	4115
FLORES, DAISY	WALGREENS #5658	\$84.97	10/9/2017	7008	062	7522	4115
FLORES, DAISY	WALMART.COM	\$323.64	10/18/2017	7008	062	7522	4135
FORE, ANGELA M	MGTCON4818171006143354	\$1,149.00	10/9/2017	7007	062	7525	
FORE, ANGELA M	SOUTHWES 5268771593387	\$485.96	10/9/2017	7007	062	7525	
FORE, ANGELA M	EB FHSA PROGRAM GOVER	\$675.00	10/12/2017	7007	062	7525	
FORE, ANGELA M	SOUTHWES 5268777872577	\$223.96	10/25/2017	7007	062	7525	
FORE, ANGELA M	TTAS WEB	\$370.00	10/25/2017	7007	062	7525	
FORE, ANGELA M	GAYLORD OPRYLAND RETAI	\$229.35	10/26/2017	7007	062	7525	
FORE, ANGELA M	EMBASSY SUITES	\$132.21	10/26/2017	7007	062	7525	
FORE, ANGELA M	EMBASSY SUITES	\$117.00	10/30/2017	7007	062	7525	
GRULLON, JULIO	ALLEN LOCK COMPANY	\$110.35	10/12/2017	7007	062	7522	4115
GRULLON, JULIO	THE HOME DEPOT	\$25.97	11/1/2017	7007	062	7522	4115
JOHNSON, JUNE	READYREFRESH BY NESTLE	\$13.98	10/10/2017	7008	062	7522	3610
JOHNSON, JUNE	READYREFRESH BY NESTLE	\$21.90	10/10/2017	7008	062	7522	3610
JOHNSON, JUNE	READYREFRESH BY NESTLE	\$17.97	10/10/2017	7008	062	7522	3610
JOHNSON, JUNE	READYREFRESH BY NESTLE	\$20.97	10/10/2017	7008	062	7522	3610
JOHNSON, JUNE	READYREFRESH BY NESTLE	\$28.60	10/10/2017	7008	062	7522	3710
JOHNSON, JUNE	READYREFRESH BY NESTLE	\$52.60	10/10/2017	7008	062	7522	3710
JOHNSON, JUNE	READYREFRESH BY NESTLE	\$21.15	10/10/2017	7008	062	7522	3710
JOHNSON, JUNE	READYREFRESH BY NESTLE	\$28.60	10/10/2017	7008	062	7522	3710
JOHNSON, JUNE	TICK TOCK TRAINING	\$250.00	10/12/2017	7008	062	7525	4030
JOHNSON, JUNE	COUNCIL FOR PROFESSIONAL	\$425.00	10/17/2017	7008	062	7522	4040
JOHNSON, JUNE	OFFICEMAX/OFFICEDEPT#6876	\$121.26	10/26/2017	7008	062	7521	4110
JOHNSON, JUNE	OFFICEMAX/OFFICEDEPT#6876	\$1,235.96	10/30/2017	7008	062	7526	4110
JOHNSON, JUNE	OFFICEMAX/OFFICEDEPT#6876	\$63.69	10/30/2017	8290	062	7536	4110
JOHNSON, JUNE	READYREFRESH BY NESTLE	\$4.49	10/10/2017	7008	062	7522	4115
JOHNSON, JUNE	READYREFRESH BY NESTLE	\$26.94	10/10/2017	7008	062	7522	4115
JOHNSON, JUNE	READYREFRESH BY NESTLE	\$8.98	10/10/2017	7008	062	7522	4115
JOHNSON, JUNE	READYREFRESH BY NESTLE	\$8.98	10/10/2017	7008	062	7522	4115
JOHNSON, JUNE	PUBLIX #436	\$186.57	10/11/2017	7008	062	7521	4116
JOHNSON, JUNE	PUBLIX #436	\$206.73	10/19/2017	7008	062	7521	4116
MOORE, SANDRA	CDW GOVT #M/MACIAS	\$413.08	10/6/2017	7008	062	7522	4121

CREDIT CARD EXPENDITURES

Card Holder	Comp Supp Name	Item Total	Placeholder for Date Filed	GL: FUND	GL: DEPT	GL: UNIT	GL: OBJ
MOORE, SANDRA	CITY OF ORLANDO FPR REC	\$100.00	10/16/2017				
MOORE, SANDRA	OFFICEMAX/OFFICEDEPT#6876	\$36.90	10/27/2017	7008	062	7526	4115
MOORE, SANDRA	OFFICEMAX/OFFICEDEPT#6876	\$539.12	10/30/2017	7008	062	7521	4110
MOORE, SANDRA	EMPIRE OFFICE	\$1,222.16	11/1/2017	7008	062	7527	4123
ORLEMAN, EILEEN	TEACHSTONE	\$100.00	10/20/2017	0001	062	7521	
SHEIKH, SHAMIN	DOLLAR GENERAL	\$21.00	10/12/2017	7008	062	7521	4115
SHEIKH, SHAMIN	PUBLIX #662	\$71.51	10/23/2017	7008	062	7525	4116
SHEIKH, SHAMIN	WAL-MART #0890	\$66.12	10/23/2017	7008	062	7525	4116
SHEIKH, SHAMIN	WM SUPERCENTER	\$55.18	10/23/2017	7008	062	7525	4116
SHEIKH, SHAMIN	LITTLE CAESARS	\$25.00	10/23/2017	7008	062	7525	4116
SHEIKH, SHAMIN	PUBLIX #662	\$136.29	10/23/2017	7008	062	7525	4116
SHEIKH, SHAMIN	PUBLIX #662	\$127.97	10/31/2017	7008	062	7525	4116
SHEIKH, SHAMIN	PUBLIX #662	(\$136.29)	10/31/2017	7008	062	7525	4116
SHEIKH, SHAMIN	PUBLIX #436	\$96.88	10/10/2017	7407	062	7524	4135
SHEIKH, SHAMIN	MERA BAZAR	\$15.96	10/13/2017	7408	062	7524	4135
SHEIKH, SHAMIN	MERA BAZAR	\$26.91	10/13/2017	7408	062	7524	4135
SHEIKH, SHAMIN	PUBLIX #1122	\$87.76	10/13/2017	7408	062	7523	4135
SHEIKH, SHAMIN	WM SUPERCENTER	\$105.68	10/16/2017	7408	062	7524	4135
SHEIKH, SHAMIN	MERA BAZAR	\$76.89	10/16/2017	7408	062	7524	4135
SHEIKH, SHAMIN	WINN-DIXIE	\$9.62	10/17/2017	7408	062	7524	4135
SHEIKH, SHAMIN	WAL-MART #1084	\$12.96	10/19/2017	7408	062	7524	4135
SHEIKH, SHAMIN	PUBLIX #1122	\$85.90	10/25/2017	7008	062	7522	4135
SHEIKH, SHAMIN	PUBLIX #436	\$212.46	10/25/2017	7008	062	7522	4135
SHEIKH, SHAMIN	WAL-MART #5871	\$64.12	10/25/2017	7008	062	7522	4135
SHEIKH, SHAMIN	WAL-MART #4142	\$39.76	10/26/2017	7008	062	7522	4135
SHEIKH, SHAMIN	WAL-MART #0890	\$59.70	10/26/2017	7008	062	7522	4135
SHEIKH, SHAMIN	PUBLIX #1387	\$81.41	10/26/2017	7008	062	7522	4135
SHEIKH, SHAMIN	WAL-MART #0890	\$5.97	10/26/2017	7008	062	7522	4135
SMITH, KERRY-ANN	WM SUPERCENTER	\$47.20	10/3/2017	7408	062	7524	4115
SMITH, KERRY-ANN	WAL-MART #4425	\$53.94	10/6/2017	7408	062	7524	4135
SMITH, KERRY-ANN	WAL-MART #4197	\$59.88	10/6/2017	7408	062	7524	4135
SMITH, KERRY-ANN	PUBLIX #1174	\$17.34	10/19/2017	7408	062	7524	4135
SMITH, KERRY-ANN	PUBLIX #761	\$13.77	10/20/2017	7408	062	7524	4135
SMITH, KERRY-ANN	PUBLIX #1174	\$174.81	10/24/2017	7408	062	7524	4135
SMITH, KERRY-ANN	WM SUPERCENTER	\$134.92	10/25/2017	7408	062	7524	4135
SMITH, KERRY-ANN	PUBLIX #761	\$77.90	10/25/2017	7408	062	7524	4135
SMITH, KERRY-ANN	WAL-MART #4588	\$15.00	10/26/2017	7408	062	7524	4135

Monthly Report to Head Start Policy Council

Nutrition: OCTOBER 2017

Number of breakfasts served	29,285
Number of lunches served	30,114
Number of snacks served	24,074
Number of meals reimbursed by USDA	80,515
Number of meals disallowed for reimbursement	0
Number of children evaluated for nutritional concerns	85
Number of children receiving nutritional education and further care	198
Number of monitoring visits to ensure compliance with USDA Regulations	20
Number of monitoring visits requiring a corrective action plan	
Number of nutritional activities conducted (ALL CLASSROOMS)	84
Types of nutritional activities conducted " PUMPKINS"	

DISABILITIES/MENTAL HEALTH REPORT

OCTOBER 2017

A total of one hundred thirty-seven (137) children have been enrolled in Head Start with a diagnosed disability from the Local Education Agency (OCPS) since school started last August 2017.

A total of forty-one (41) children have been enrolled in Head Start with a diagnosed disability by contracted providers since school started last August 2017.

Sixty-six (66) children were receiving mental health services for behavior issues since school started last August 2017. In addition, there were forty-three (43) behavior plans developed for enrolled children.

One thousand two hundred and one (1,201) hearing screenings were completed since school started last August 2017.

One hundred seventy-one (171) visits to centers were completed since August 2017 to centers to: provide technical assistance to staff, conduct observations, conduct health screenings, and complete monitoring visits.

Note: Information from 2 Disabilities/Mental Health staff only.

Orange County Head Start

Parent Family and Community Engagement 2017-2018

Monthly Report: October 2017

- One thousand five hundred and twenty three (1523) children were enrolled in the Head Start Program for the month of October 2017.
- Two hundred two (202) children are on the Waiting List 2017-2018.
- Five (5) Attendance home visits
- Seven (7) families received Crisis/Emergency Assistance.
- One hundred ninety one (191) parents received Educational Services.
- Five hundred thirty five (535) Health Services Follow ups were done by Family Service Worker.
- Thirty three (33) families were referred for family services.
- Five hundred and ten (510) were provided families services.
Twenty two (22) Parent Meetings were held this month. Six hundred thirty three (633) parents attended parents meetings. One hundred seven (107) males attended.
- Twelve (12) Fatherhood Activities were held this month. Sixty Four (64) fathers attended fatherhood initiatives.
- Twenty two (22) Parents Trainings were held this month. Five hundred thirty two (532) parents attended Parents Trainings.

Trainings:

- Program Governance
- Incredible Years
- Abriendo Puertas (Open Doors)
- Shepard's Hope
- Orange Blossom Family Health
- Healthy Eating
- Financial Literacy
- Mental Health/Disability Services
- Nutrition
- Health
- Families as Lifelong Educators (Activities to do at Home)
- Open Enrollment for Health Insurance
- Parent's Rights
- Literacy

ORANGE COUNTY HEAD START 2017-2018

ERSEA REPORT

MONTH: October

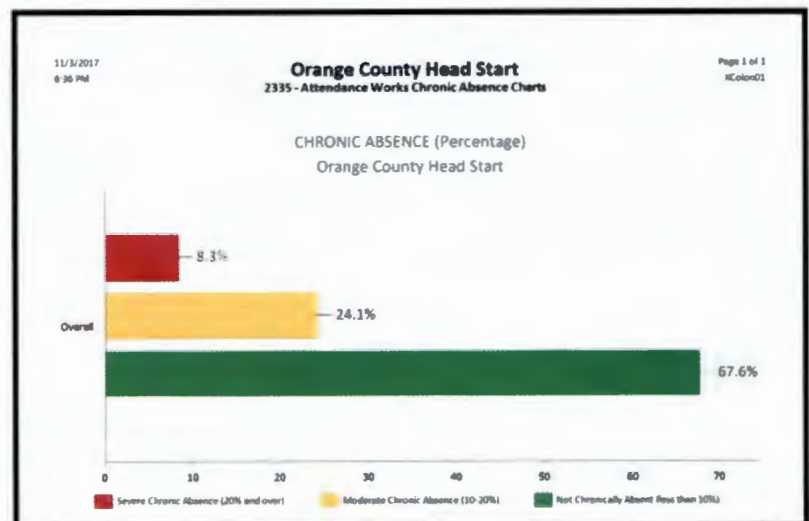
YEAR: 2018



Sites	Funded Enrollment	Monthly Enrollment	10% IEP YTD	Drops YTD	Monthly Waiting List	Monthly New Applications	Monthly Attendance 14 Days
Aloma	37	37	4	0	7	7	89%
Bithlo	30	30	0	2	2	0	89%
Callahan	49	48	3	5	3	4	93%
Denton Johnson	35	34	5	3	12	2	85%
Dover Shores	68	68	7	1	5	1	90%
East Orange	140	140	10	6	5	16	90%
Engelwood	56	56	13	2	5	7	92%
Evans	13	13	1	0	1	0	94%
Frontline	69	68	3	1	6	3	93%
Hal P Marston	102	102	6	5	9	7	90%
John Bridges	120	118	8	13	0	10	90%
Lila Mitchell	70	70	4	1	13	2	92%
Maxey	40	39	8	3	3	3	88%
McCoy	34	34	1	1	3	1	93%
Pine Hills	200	198	15	7	47	15	93%
SO YMCA	60	60	0	4	19	7	91%
Southwood	120	119	21	1	43	7	93%
Taft	120	120	13	2	6	8	89%
Three Points	34	34	3	1	5	1	90%
Ventura	20	20	10	1	2	0	93%
WS ELC	85	81	5	9	3	6	86%
WS Elementary	34	34	3	0	3	0	92%
OCHS Total	1536	1523	143 (9%)	69	202 (13%)	107	91%

Reasons of Absences

Sick	1087
Unexpected Absence (No Show/No Call)	592
No Reason Documented	252
Doctor/Dentist Appointment	210
Transportation Issues	175
Expired Immunization/Physical	111
Family Emergency	100
Other Appointments	87
Out of the Town	68
Parent/Guardian Sick	67
Funeral	24
Religious Reasons	14
Therapies Out of Campus	4



Recruitment Efforts per Site		
Aloma	1	Covenant House Orlando
Bithlo	1	Bithlo Community Center Movie in the park
Callahan	3	Orange Blossom Family Health, Cristina Service Center, City View Pharmacy
Denton Johnson	0	
Dover Shores	0	
East Orange	3	Latino Leadership, Trabajando Juntos Inc., Cricket Club Apartments,
Engelwood	3	Community Health Center, Community Advisory Committee, Hispanic Family Counseling
Evans	0	
Frontline	0	
Hal P Marston	6	Harbor House Central FL, Family Resource Program, Miracle of Love, Eagle Landing, Second Harvest Food Bank, Citgo Gas Station
John Bridges	5	Taylor Apartments, Rock Springs Palm Isle Mobile Home Village, Hope Community Services, WIC Program, Clerk Court Self Help Center
Lila Mitchell	3	Lila Mitchel Health Care Center, Washington Park Library, Trinity Caring Hands Laundry Services
Maxey	0	
McCoy	0	
Pine Hills	5	CAC Florida Medical Center, Rainbow USA, Southern Electric Motors, Teriyaki House, Beautiful Hair,
SO YMCA	3	Homeless Services Network, Orlando Union Rescue Mission, Orange County Tax Collector
Southwood	0	
Taft	6	Greenwich Park Apartments, Café Pinar Cuban Food, Good Shepard Catholic Church, Russel Home Thrift Store, South Creek Library, Dominican True Beauty Salon
Three Points	0	
Ventura	0	
WS ELC	3	Smith Neighborhood Center, Legends Academy, WS Church of Christ
WS Elementary	0	
Other	0	

October 2017 Updates:

- ERSEA Training
- Selection Criteria 2018-19



Lonnie C. Bell Jr.
Director, Family Services

Orange County Government

HEAD START POLICY COUNCIL

PROGRAM INFORMATION & UPDATES




Sonya L. Hill
Head Start Division Manager



DECEMBER 2017



**Orange County
Family Services Department
Head Start Division**



**POLICY COUNCIL
MEETING**

Who: Policy Council Members

Date: THURSDAY, DECEMBER 21, 2017

Time: 6:30 P.M.

**Location: Great Oak Village Dining Hall
1718 E. Michigan Street
Orlando, FL 32806**

C h i l d C a r e P r o v i d e d

**B r e a k f a s t a n d L u n c h
P r o v i d e d**

*Sandra Moore:
407-836-8913 (8am-5pm)
Email Sandra.moore2@ocfl.net*

SEE YOU THERE!!!!!!



AGENDA

Orange County Government • Policy Council Meeting
1718 E. Michigan Street, Orlando, FL 32806

December 21, 2017 6:30 p.m.

1. *Call to Order – Chairperson*

2. *Roll Call – Secretary*

- *Confirm Quorum*

3. *Adoption of Agenda*

4. *Secretary Report*

- a. Review of Minutes from 11/16/17*

5. *Speaker from Nemours*

6. *Budget Report*

7. *Report of Board of County Commissioners Vote – Khadija Pirzadeh*

8. *Head Start Division Manager's Report – Sonya Hill, Head Start Division Manager*

9. *Commissioner/Commissioner's Liaison Report- Commissioner Victoria Siplin*

10. *Service Area Reports:*

ERSEA, Mental Health & Disabilities, Nutrition, PFCE, Education

11. *Old Business*

- a. By-Laws*
- b. Committee Sign-up*

12. *New Business*

- a. PFCE Training*
- b. Community Rep Voting*
- c. Parent Conference Update*

13. *Public Comment*

14. *Adjourn*

Head Start Budget Summary November 2017

Head Start Budget Summary

Below is a statement of financial activity (or an expense sheet). This summarizes all the financial spending over a period of time. In the example below, we are looking at spending on a monthly basis. This report gives the council an understanding of Orange County Head Start's financial health. The accompanying reports are the details in which the summary is created.

	CURRENT BUDGET	OCT	NOV	ENCUMBERED AMOUNT	TOTAL YTD	BALANCE	% BUDGET USED YTD
7521 ADMINISTRATION	\$ 1,364,563.00	\$60,100.32	\$ 111,294.76	\$ 2,200.21	\$171,395.08	\$1,190,967.71	12.72
7522 OPERATIONS	\$ 127,516.00	\$ -	\$ 14,980.58	\$ 7,418.94	\$ 14,980.58	\$ 105,116.48	17.57
7523 USDA ADMINISTRATION	\$ 182,442.00	\$ 9,014.79	\$ 13,722.53	\$ -	\$ 22,737.32	\$ 159,704.68	12.00
7524 USDA OPERATIONS	\$ 1,607,682.00	\$12,150.38	\$ 78,670.60	\$ 182,265.00	\$ 62,371.39	\$1,087,698.91	18.00
7525 TRAINING	\$ 122,891.00	\$ 361.40	\$ 507.00	\$ 37,450.00	\$ 868.40	\$ 84,572.60	31.18
7526 DISABILITIES	\$ 480,952.00	\$17,493.39	\$ 28,762.36	\$ 131,072.00	\$ 46,255.75	\$ 303,624.25	36.87
7527 HEALTH AND DENTAL	\$ 280,663.00	\$12,123.47	\$ 16,604.08	\$ 10,000.00	\$ 28,727.55	\$ 241,935.45	13.80
7528 PCFE	\$ 1,553,252.00	\$79,442.90	\$ 109,662.58	\$ -	\$189,105.48	\$1,364,146.52	12.17

Budget Summary Report

Head Start Areas – Accounting is broken down by areas with in Head Start which include; Administration, Operations (Education), USDA Administration and Operations, Training, Disabilities, Health and Dental and Parent Community Family Engagement.

Current Budget – This is the awarded amount of funding that is to be used for expenses.

OCT & NOV – The amounts listed under OCT & NOV show how much money was spend or expended from each area during the monthly time period.

Encumbered Amount – The encumbered amount for each area shows how many dollars have been put aside for specific purchases.

Total YTD – This amount is how much money has been spent to date in each area per fiscal year.

Balance – The balance is the amount available in each area after funding has been spent and encumbered.

% Budget Used YTD – The percentage of funding used to date in each area to date.

Detailed Reports

OBJECT – The coding number that defines the Object Name

APPR – Group of funding

OBJECT NAME – Descriptive name of items and/or services being purchased

HEAD START MONTHLY EXPENSE REPORT THROUGH NOVEMBER 30, 2017: FUND: 7521 ADMINISTRATION

																PRE- ENCUMB ERED	ENCUMB ERED			% BUDGET USED	
	OBJECT	APPR	OBJECT NAME	CURRENT BUDGET	OCT	NOV	DEC	JAN	FEB	MAR	APR	MAY	JUN	JUL	AUG	SEP	AMOUNT	AMOUNT	TOTAL YTD	BALANCE	YTD
1	1120	9FA	WAGES	852,875.00	45,221.45	59,040.14	.00	.00	.00	.00	.00	.00	.00	.00	.00	.00	.00	.00	104,261.59	748,613.41	12.22
	1140	9FA	OVERTIME	7,000.00	594.97	97.80	.00	.00	.00	.00	.00	.00	.00	.00	.00	.00	.00	.00	692.77	6,307.23	9.90
	2110	9FA	FICA TAXES	65,245.00	3,322.26	4,284.64	.00	.00	.00	.00	.00	.00	.00	.00	.00	.00	.00	.00	7,606.90	57,638.10	11.66
	2120	9FA	RETIREMENT CONTRIBUTION	67,462.00	3,553.35	4,645.30	.00	.00	.00	.00	.00	.00	.00	.00	.00	.00	.00	.00	8,198.65	59,263.35	12.15
	2130	9FA	LIFE and HEALTH INSURANCE	187,000.00	7,408.29	9,879.48	.00	.00	.00	.00	.00	.00	.00	.00	.00	.00	.00	.00	17,287.77	169,712.23	9.24
	2200	9FA	PAYMENTS TO OPEB TRUST	8,959.00	.00	.00	.00	.00	.00	.00	.00	.00	.00	.00	.00	.00	.00	.00	.00	8,959.00	.00
OBJECT CATEGORY 1			SALARIES	1,188,541.00	60,100.32	77,947.36	.00	.00	.00	.00	.00	.00	.00	.00	.00	.00	.00	.00	138,047.68	1,050,493.32	11.61
2	3125	9FB	INDIRECT COSTS	106,329.00	.00	.00	.00	.00	.00	.00	.00	.00	.00	.00	.00	.00	.00	.00	.00	106,329.00	.00
	3410	9FC	LOCAL TRAVEL	5,000.00	.00	.00	.00	.00	.00	.00	.00	.00	.00	.00	.00	.00	.00	.00	.00	5,000.00	.00
			POSTAGE and MESSENGER																		
	3510	9FC	SVCS	250.00	.00	.00	.00	.00	.00	.00	.00	.00	.00	.00	.00	.00	.00	.00	.00	250.00	.00
	3530	9FC	TOLL CHARGES	150.00	.00	.00	.00	.00	.00	.00	.00	.00	.00	.00	.00	.00	.00	.00	.00	150.00	.00
	3610	9FC	RENTAL OF EQUIPMENT	3,000.00	.00	237.23	.00	.00	.00	.00	.00	.00	.00	.00	.00	.00	.00	1,423.38	237.23	1,339.39	55.35
	3720	9FC	COMMUNICATIONS	3,000.00	.00	.00	.00	.00	.00	.00	.00	.00	.00	.00	.00	.00	.00	.00	.00	3,000.00	.00
			MAINTENANCE OF																		
	3820	9FC	EQUIPMENT	3,500.00	.00	123.17	.00	.00	.00	.00	.00	.00	.00	.00	.00	.00	.00	776.83	123.17	2,600.00	25.71
	3910	9FC	GRAPHIC REPROD SVCS	500.00	.00	.00	.00	.00	.00	.00	.00	.00	.00	.00	.00	.00	.00	.00	.00	500.00	.00
	4010	9FC	DUES and MEMBERSHIPS	8,000.00	.00	6,144.00	.00	.00	.00	.00	.00	.00	.00	.00	.00	.00	.00	.00	6,144.00	1,856.00	76.80
			VIDEOS, AND																		
	4020	9FC	SUBSCRIPTIONS	6,000.00	.00	.00	.00	.00	.00	.00	.00	.00	.00	.00	.00	.00	.00	.00	.00	6,000.00	.00
			OFFICE SUPPLIES (NOT																		
	4110	9FC	INCLUDING PRINTING)	5,000.00	.00	.00	.00	.00	.00	.00	.00	.00	.00	.00	.00	.00	.00	.00	.00	5,000.00	.00
			MISCELLANEOUS OPERATING																		
	4115	9FC	SUPPLIES	1,250.00	.00	.00	.00	.00	.00	.00	.00	.00	.00	.00	.00	.00	.00	.00	.00	1,250.00	.00
	4120	9FC	SOFTWARE < \$1000	50.00	.00	.00	.00	.00	.00	.00	.00	.00	.00	.00	.00	.00	.00	.00	.00	50.00	.00
			COMPUTER EQUIPMENT																		
	4121	9FC	LESS THAN \$500	50.00	.00	.00	.00	.00	.00	.00	.00	.00	.00	.00	.00	.00	.00	.00	.00	50.00	.00
		EQUIPMENT LESS THAN																			
4123	9FC	\$1000	3,000.00	.00	.00	.00	.00	.00	.00	.00	.00	.00	.00	.00	.00	.00	.00	.00	3,000.00	.00	
4412	9FC	PROMOTIONAL EXPENSES	500.00	.00	.00	.00	.00	.00	.00	.00	.00	.00	.00	.00	.00	.00	.00	.00	500.00	.00	
		EDUCATIONAL ASSISTANCE																			
4418	9FC	PROGRAM	2,500.00	.00	.00	.00	.00	.00	.00	.00	.00	.00	.00	.00	.00	.00	.00	.00	2,500.00	.00	
		SCHOLARSHIPS,AWARDS,BE																			
4422	9FC	NEF	1,100.00	.00	.00	.00	.00	.00	.00	.00	.00	.00	.00	.00	.00	.00	.00	.00	1,100.00	.00	
4482	9FG	SELF INS-PROP CASUALTY	26,843.00	.00	26,843.00	.00	.00	.00	.00	.00	.00	.00	.00	.00	.00	.00	.00	.00	26,843.00	.00	100.00
OBJECT CATEGORY 2			OPERATIONS	176,022.00	.00	33,347.40	.00	.00	.00	.00	.00	.00	.00	.00	.00	.00	.00	2,200.21	33,347.40	140,474.39	20.19
			TOTAL UNIT 7521	1,364,563.00	60,100.32	111,294.76	.00	.00	.00	.00	.00	.00	.00	.00	.00	.00	.00	2,200.21	171,395.08	1,190,967.71	12.72

HEAD START MONTHLY EXPENSE REPORT THROUGH NOVEMBER 30, 2017: FUND: 7522 OPERATIONS

																	PRE- ENCUMB ERED	ENCUMBE RED	TOTAL		%
	OBJECT	APPR	OBJECT NAME	CURRENT BUDGET	OCT	NOV	DEC	JAN	FEB	MAR	APR	MAY	JUN	JUL	AUG	SEP	AMOUNT	AMOUNT	YTD	BALANCE	BUDGET USED YTD
1	1120	9FE	REGULAR SALARIES and WAGES	5,586,048.00	432,103.05	599,084.38	.00	.00	.00	.00	.00	.00	.00	.00	.00	.00	.00	.00	1,031,187.43	4,554,860.57	18.46
	1130	9FE	OTHER SALARIES and WAGES	50,000.00	9,858.04	14,970.49	.00	.00	.00	.00	.00	.00	.00	.00	.00	.00	.00	.00	24,828.53	25,171.47	49.66
	1140	9FE	OVERTIME	10,000.00	2,113.76	1,838.14	.00	.00	.00	.00	.00	.00	.00	.00	.00	.00	.00	.00	3,951.90	6,048.10	39.52
	2110	9FE	FICA TAXES	431,922.00	32,479.35	45,174.55	.00	.00	.00	.00	.00	.00	.00	.00	.00	.00	.00	.00	77,653.90	354,268.10	17.98
	2120	9FE	RETIREMENT CONTRIBUTION	446,602.00	34,847.69	48,040.40	.00	.00	.00	.00	.00	.00	.00	.00	.00	.00	.00	.00	82,888.09	363,713.91	18.56
	2130	9FE	LIFE and HEALTH INSURANCE	2,083,400.00	103,443.30	139,085.93	.00	.00	.00	.00	.00	.00	.00	.00	.00	.00	.00	.00	242,529.23	1,840,870.77	11.64
	2131	9FE	HSA/FSA CONTRIBUTION	.00	.00	.00	.00	.00	.00	.00	.00	.00	.00	.00	.00	.00	.00	.00	.00	.00	.00
	2150	9FE	UNEMPLOYMENT COMPENSATION	7,000.00	.00	.00	.00	.00	.00	.00	.00	.00	.00	.00	.00	.00	.00	.00	.00	7,000.00	.00
	2200	9FE	PAYMENTS TO OPEB TRUST	108,996.00	.00	.00	.00	.00	.00	.00	.00	.00	.00	.00	.00	.00	.00	.00	.00	108,996.00	.00
OBJECT CATEGORY 1			SALARIES	8,723,968.00	614,845.19	848,193.89	.00	.00	.00	.00	.00	.00	.00	.00	.00	.00	.00	.00	1,463,039.08	7,260,928.92	16.77
2	3167	9FF	GOVERNMENTAL AGENCIES	8,000.00	.00	420.00	.00	.00	.00	.00	.00	.00	.00	.00	.00	.00	.00	7,700.00	420.00	-120.00	101.50
	3170	9FF	JANITORIAL SVC and SUPPLY	25,000.00	1,295.46	647.73	.00	.00	.00	.00	.00	.00	.00	.00	.00	.00	.00	.00	1,943.19	23,056.81	7.77
	3185	9FF	CONTRACT SVC-TRAINING	5,000.00	.00	.00	.00	.00	.00	.00	.00	.00	.00	.00	.00	.00	.00	.00	.00	5,000.00	.00
			SOFTWARE LICENSING SUPPORT																		
	3192	9FF	FEE	42,390.00	.00	.00	.00	.00	.00	.00	.00	.00	.00	.00	.00	.00	17,392.94	.00	.00	24,997.06	41.03
	3195	9FF	CONTRACT SERVICES MEDICAL	1,700.00	.00	.00	.00	.00	.00	.00	.00	.00	.00	.00	.00	.00	.00	.00	.00	1,700.00	.00
			CONTRACTUAL SERVICES NOT																		
			OTHERWISE SPECIFIED	22,442.00	.00	.00	.00	.00	.00	.00	.00	.00	.00	.00	.00	.00	1,430.00	10,698.05	.00	10,313.95	54.04
	3350	9FF	OTHER INSURANCE and BONDS	11,000.00	.00	12,119.00	.00	.00	.00	.00	.00	.00	.00	.00	.00	.00	.00	.00	12,119.00	-1,119.00	110.17
	3410	9FF	LOCAL TRAVEL	10,000.00	.00	.00	.00	.00	.00	.00	.00	.00	.00	.00	.00	.00	.00	.00	.00	10,000.00	.00
	3520	9FF	MOVING EXPENSE-CO ASSETS	3,000.00	.00	.00	.00	.00	.00	.00	.00	.00	.00	.00	.00	.00	.00	.00	.00	3,000.00	.00
	3530	9FF	TOLL CHARGES	1,500.00	.00	.00	.00	.00	.00	.00	.00	.00	.00	.00	.00	.00	.00	.00	.00	1,500.00	.00
	3610	9FF	RENTAL OF EQUIPMENT	40,000.00	.00	4,632.57	.00	.00	.00	.00	.00	.00	.00	.00	.00	.00	.00	39,795.29	4,632.57	-4,427.86	111.07
	3620	9FF	LEASES-BUILDINGS/STRUCTURES	263,356.00	20,553.40	10,276.70	.00	.00	.00	.00	.00	.00	.00	.00	.00	.00	.00	.00	30,830.10	232,525.90	11.71
	3710	9FF	UTILITIES	30,000.00	1,678.74	1,969.31	.00	.00	.00	.00	.00	.00	.00	.00	.00	.00	.00	.00	3,648.05	26,351.95	12.16
	3720	9FF	COMMUNICATIONS	30,000.00	700.13	504.90	.00	.00	.00	.00	.00	.00	.00	.00	.00	.00	.00	.00	1,205.03	28,794.97	4.02
	3810	9FF	IMPROVEMENTS, AND GROUNDS	50,000.00	677.50	338.75	.00	.00	.00	.00	.00	.00	.00	.00	.00	.00	12,862.00	4,650.00	1,016.25	31,471.75	37.06
	3820	9FF	MAINTENANCE OF EQUIPMENT	25,000.00	.00	1,185.23	.00	.00	.00	.00	.00	.00	.00	.00	.00	.00	.00	21,676.32	1,185.23	2,138.45	91.45
			MAINTENANCE OF COMPUTER																		
			EQUIPMENT	50.00	.00	.00	.00	.00	.00	.00	.00	.00	.00	.00	.00	.00	.00	.00	.00	50.00	.00
			INTERNAL FLEET MANAGEMENT																		
			CHARGES	20,145.00	.00	374.26	.00	.00	.00	.00	.00	.00	.00	.00	.00	.00	.00	.00	374.26	19,770.74	1.86
	3910	9FF	GRAPHIC REPROD SVCS	1,500.00	.00	.00	.00	.00	.00	.00	.00	.00	.00	.00	.00	.00	.00	.00	.00	1,500.00	.00
	4020	9FF	AND SUBSCRIPTIONS	3,500.00	.00	.00	.00	.00	.00	.00	.00	.00	.00	.00	.00	.00	.00	.00	.00	3,500.00	.00
			LICENSE AND CERTIFICATION FEES	1,000.00	.00	.00	.00	.00	.00	.00	.00	.00	.00	.00	.00	.00	.00	.00	.00	1,000.00	.00
			OFFICE SUPPLIES (NOT INCLUDING																		
			PRINTING)	36,300.00	.00	.00	.00	.00	.00	.00	.00	.00	.00	.00	.00	.00	.00	.00	.00	36,300.00	.00
			MISCELLANEOUS OPERATING																		
			SUPPLIES	75,000.00	.00	.00	.00	.00	.00	.00	.00	.00	.00	.00	.00	.00	.00	.00	.00	75,000.00	.00
	4116	9FF	EVENT/MEAL REIMBURSEMENTS	8,500.00	.00	.00	.00	.00	.00	.00	.00	.00	.00	.00	.00	.00	.00	.00	.00	8,500.00	.00
	4120	9FF	SOFTWARE < \$1000	6,902.00	.00	.00	.00	.00	.00	.00	.00	.00	.00	.00	.00	.00	.00	.00	.00	6,902.00	.00
			COMPUTER EQUIPMENT LESS																		
			THAN \$500	10,000.00	.00	.00	.00	.00	.00	.00	.00	.00	.00	.00	.00	.00	.00	.00	.00	10,000.00	.00
	4123	9FF	EQUIPMENT LESS THAN \$1000	19,800.00	.00	.00	.00	.00	.00	.00	.00	.00	.00	.00	.00	.00	.00	.00	.00	19,800.00	.00
	4135	9FF	FOODandDIETARY	150,000.00	.00	3,461.48	.00	.00	.00	.00	.00	.00	.00	.00	.00	.00	.00	42,268.52	3,461.48	104,270.00	30.49

4175	9FF	CLOTHING AND WEARING APPAREL	100.00	.00	.00	.00	.00	.00	.00	.00	.00	.00	.00	.00	.00	.00	.00	.00	100.00	.00
4195	9FF	MISC SUPPLIES OR EXPENSES	1,000.00	.00	.00	.00	.00	.00	.00	.00	.00	.00	.00	.00	.00	.00	.00	.00	1,000.00	.00
4412	9FF	PROMOTIONAL EXPENSES	2,000.00	.00	.00	.00	.00	.00	.00	.00	.00	.00	.00	.00	.00	.00	.00	.00	2,000.00	.00
4418	9FF	EDUCATIONAL ASSISTANCE PROGRAM	19,452.00	1,875.00	1,220.40	.00	.00	.00	.00	.00	.00	.00	.00	.00	.00	.00	.00	3,095.40	16,356.60	15.91
4440	9FF	IMPROVEMTS TO NON-COUNTY ASSETS	6,000.00	.00	.00	.00	.00	.00	.00	.00	.00	.00	.00	.00	.00	.00	.00	.00	6,000.00	.00
4450	9FF	PARENT ACTIVITY FUND	100.00	.00	.00	.00	.00	.00	.00	.00	.00	.00	.00	.00	.00	.00	.00	.00	100.00	.00
4452	9FN	FIELD TRIPS-HEAD START	15,360.00	.00	.00	.00	.00	.00	.00	.00	.00	.00	.00	.00	.00	.00	.00	.00	15,360.00	.00
4482	9FD	SELF INS-PROP CASUALTY	253,066.00	.00	253,066.00	.00	.00	.00	.00	.00	.00	.00	.00	.00	.00	.00	.00	253,066.00	.00	100.00
6310	9FD	STRUCT and FAC OTH TH BLDGS	25,000.00	.00	.00	.00	.00	.00	.00	.00	.00	.00	.00	.00	.00	.00	.00	.00	25,000.00	.00
6410	9FD	EQUIPMENT	10,000.00	.00	.00	.00	.00	.00	.00	.00	.00	.00	.00	.00	.00	.00	4,279.16	.00	5,720.84	42.79
6438	9FD	COMPUTER EQUIPMENT > \$500	1,000.00	.00	.00	.00	.00	.00	.00	.00	.00	.00	.00	.00	.00	.00	.00	.00	1,000.00	.00
OBJECT CATEGORY 2		OPERATIONS	1,234,163.00	26,780.23	290,216.33	.00	.00	.00	.00	.00	.00	.00	.00	.00	.00	31,684.94	131,067.34	316,996.56	754,414.16	38.87
		TOTAL UNIT 7522	9,958,131.00	641,625.42	1,138,410.22	.00	.00	.00	.00	.00	.00	.00	.00	.00	.00	31,684.94	131,067.34	1,780,035.64	8,015,343.08	19.51

HEAD START MONTHLY EXPENSE REPORT THROUGH NOVEMBER 30, 2017: USDA ADMINISTRATION 7523

																			%	
			CURRENT														PRE-ENC	ENC	TOTAL	BUDGET
			BUDGET	OCT	NOV	DEC	JAN	FEB	MAR	APR	MAY	JUN	JUL	AUG	SEP	AMOUNT	AMOUNT	YTD	BALANCE	USED
1	1120	9FQ	WAGES	118,640.00	6,768.40	9,128.00	.00	.00	.00	.00	.00	.00	.00	.00	.00	.00	.00	15,896.40	102,743.60	13%
	1140	9FQ	OVERTIME	.00	89.61	.00	.00	.00	.00	.00	.00	.00	.00	.00	.00	.00	.00	89.61	-89.61	0%
	2110	9FQ	FICA TAXES	9,076.00	505.54	672.81	.00	.00	.00	.00	.00	.00	.00	.00	.00	.00	.00	1,178.35	7,897.65	13%
	2120	9FQ	CONTRIBUTION	9,385.00	543.15	722.94	.00	.00	.00	.00	.00	.00	.00	.00	.00	.00	.00	1,266.09	8,118.91	13%
	2130	9FQ	INSURANCE	33,000.00	1,108.09	1,477.78	.00	.00	.00	.00	.00	.00	.00	.00	.00	.00	.00	2,585.87	30,414.13	8%
	2200	9FQ	TRUST	1,497.00	.00	.00	.00	.00	.00	.00	.00	.00	.00	.00	.00	.00	.00	.00	1,497.00	0%
OBJECT CATEGORY 1			SALARIES	171,598.00	9,014.79	12,001.53	.00	.00	.00	.00	.00	.00	.00	.00	.00	.00	.00	21,016.32	150,581.68	12%
2	3125	9FP	INDIRECT COSTS	6,543.00	.00	.00	.00	.00	.00	.00	.00	.00	.00	.00	.00	.00	.00	.00	6,543.00	0%
	3410	9FR	LOCAL TRAVEL	1,000.00	.00	.00	.00	.00	.00	.00	.00	.00	.00	.00	.00	.00	.00	.00	1,000.00	0%
	3530	9FR	TOLL CHARGES	30.00	.00	.00	.00	.00	.00	.00	.00	.00	.00	.00	.00	.00	.00	.00	30.00	0%
	3820	9FR	EQUIPMENT	50.00	.00	.00	.00	.00	.00	.00	.00	.00	.00	.00	.00	.00	.00	.00	50.00	0%
	4110	9FR	INCLUDING PRINTING)	500.00	.00	.00	.00	.00	.00	.00	.00	.00	.00	.00	.00	.00	.00	.00	500.00	0%
	4418	9FR	ASSISTANCE PROGRAM	1,000.00	.00	.00	.00	.00	.00	.00	.00	.00	.00	.00	.00	.00	.00	.00	1,000.00	0%
OBJECT CATEGORY 2	4482	9FS	SELF INS-PROP CASUALTY	1,721.00	.00	1,721.00	.00	.00	.00	.00	.00	.00	.00	.00	.00	.00	.00	1,721.00	.00	100%
			OPERATIONS	10,844.00	.00	1,721.00	.00	.00	.00	.00	.00	.00	.00	.00	.00	.00	.00	1,721.00	9,123.00	16%
			TOTAL UNIT 7523	182,442.00	9,014.79	13,722.53	.00	.00	.00	.00	.00	.00	.00	.00	.00	.00	.00	22,737.32	159,704.68	12%

HEAD START MONTHLY EXPENSE REPORT THROUGH NOVEMBER 30, 2017: FUND: 7524 USDA OPERATIONS

				CURRENT												PRE-ENC	ENCUMBERED	TOTAL		%	
	OBJECT	APPR	OBJECT NAME	BUDGET	OCT	NOV	DEC	JAN	FEB	MAR	APR	MAY	JUN	JUL	AUG	SEP	AMOUNT	AMOUNT	YTD	BALANCE	BUDGET USED
1	1120	9FT	WAGES	168,185.00	8,033.45	10,796.45	.00	.00	.00	.00	.00	.00	.00	.00	.00	.00	.00	.00	18,829.90	149,355.10	11%
	2110	9FT	FICA TAXES	12,866.00	568.56	764.59	.00	.00	.00	.00	.00	.00	.00	.00	.00	.00	.00	.00	1,333.15	11,532.85	10%
	2120	9FT	CONTRIBUTION	13,303.00	636.26	855.11	.00	.00	.00	.00	.00	.00	.00	.00	.00	.00	.00	.00	1,491.37	11,811.63	11%
	2130	9FT	INSURANCE	77,000.00	2,912.11	3,883.06	.00	.00	.00	.00	.00	.00	.00	.00	.00	.00	.00	.00	6,795.17	70,204.83	9%
	2200	9FT	TRUST	3,992.00	.00	.00	.00	.00	.00	.00	.00	.00	.00	.00	.00	.00	.00	.00	.00	3,992.00	0%
OBJECT CATEGORY 1				SALARIES	275,346.00	12,150.38	16,299.21	.00	.00	.00	.00	.00	.00	.00	.00	.00	.00	.00	28,449.59	246,896.41	10%
2	3170	9FU	SUPPLY	1,000.00	.00	.00	.00	.00	.00	.00	.00	.00	.00	.00	.00	.00	.00	1,559.90	.00	-559.90	156%
	4115	9FU	OPERATING SUPPLIES	9,000.00	.00	.00	.00	.00	.00	.00	.00	.00	.00	.00	.00	.00	.00	6,401.16	.00	2,598.84	71%
	4130	9FU	KITCHEN SUPPLIES	3,200.00	.00	.00	.00	.00	.00	.00	.00	.00	.00	.00	.00	.00	.00	.00	.00	3,200.00	0%
	4135	9FU	FOODandDIETARY	1,305,000.00	.00	48,235.39	.00	.00	.00	.00	.00	.00	.00	.00	.00	.00	.00	174,304.61	48,235.39	1,082,460.00	17%
	4482	9FS	CASUALTY	14,136.00	.00	14,136.00	.00	.00	.00	.00	.00	.00	.00	.00	.00	.00	.00	.00	14,136.00	.00	100%
OBJECT CATEGORY 2				OPERATIONS	1,332,336.00	.00	62,371.39	.00	.00	.00	.00	.00	.00	.00	.00	.00	.00	182,265.67	62,371.39	1,087,698.94	18%
				TOTAL UNIT 7524	1,607,682.00	12,150.38	78,670.60	.00	.00	.00	.00	.00	.00	.00	.00	.00	.00	182,265.67	90,820.98	1,334,595.35	17%

HEAD START MONTHLY EXPENSE REPORT THROUGH NOVEMBER 30, 2017: FUND: 7527 HEALTH AND DENTAL

																PRE-ENCUMB					%
				CURRENT												ERED	ENCUMB	TOTAL	BUDGET		
	OBJECT	APPR	OBJECT NAME	BUDGET	OCT	NOV	DEC	JAN	FEB	MAR	APR	MAY	JUN	JUL	AUG	SEP	AMOUNT	ERED	YTD	BALANCE	USED
1	1120	9FV	REGULAR SALARIES and WAGES	158,717.00	8,872.16	12,209.47	.00	.00	.00	.00	.00	.00	.00	.00	.00	.00	.00	.00	21,081.63	137,635.37	13.28
	2110	9FV	FICA TAXES	12,141.00	645.03	889.12	.00	.00	.00	.00	.00	.00	.00	.00	.00	.00	.00	.00	1,534.15	10,606.85	12.64
	2120	9FV	RETIREMENT CONTRIBUTION	12,555.00	702.68	967.00	.00	.00	.00	.00	.00	.00	.00	.00	.00	.00	.00	.00	1,669.68	10,885.32	13.30
	2130	9FV	LIFE and HEALTH INSURANCE	44,000.00	1,903.60	2,538.49	.00	.00	.00	.00	.00	.00	.00	.00	.00	.00	.00	.00	4,442.09	39,557.91	10.10
OBJECT CATEGORY 1			SALARIES	227,413.00	12,123.47	16,604.08	.00	.00	.00	.00	.00	.00	.00	.00	.00	.00	.00	.00	28,727.55	198,685.45	12.63
2	3179	9FW	CONTRACT SVC EMPLOY AGENT	7,000.00	.00	.00	.00	.00	.00	.00	.00	.00	.00	.00	.00	.00	.00	.00	.00	7,000.00	.00
	3195	9FW	CONTRACT SERVICES MEDICAL	21,000.00	.00	.00	.00	.00	.00	.00	.00	.00	.00	.00	.00	.00	.00	.00	10,000.00	.00	47.62
	3410	9FW	LOCAL TRAVEL	1,200.00	.00	.00	.00	.00	.00	.00	.00	.00	.00	.00	.00	.00	.00	.00	.00	1,200.00	.00
	3720	9FW	COMMUNICATIONS	5,000.00	.00	.00	.00	.00	.00	.00	.00	.00	.00	.00	.00	.00	.00	.00	.00	5,000.00	.00
	4110	9FW	INCLUDING PRINTING)	1,000.00	.00	.00	.00	.00	.00	.00	.00	.00	.00	.00	.00	.00	.00	.00	.00	1,000.00	.00
	4115	9FW	SUPPLIES	1,000.00	.00	.00	.00	.00	.00	.00	.00	.00	.00	.00	.00	.00	.00	.00	.00	1,000.00	.00
	4121	9FW	THAN \$500	50.00	.00	.00	.00	.00	.00	.00	.00	.00	.00	.00	.00	.00	.00	.00	.00	50.00	.00
	4123	9FW	EQUIPMENT LESS THAN \$1000	1,000.00	.00	.00	.00	.00	.00	.00	.00	.00	.00	.00	.00	.00	.00	.00	.00	1,000.00	.00
	4143	9FW	MEDandSURG SUPPLIES	15,000.00	.00	.00	.00	.00	.00	.00	.00	.00	.00	.00	.00	.00	.00	.00	.00	15,000.00	.00
	4418	9FW	PROGRAM	500.00	.00	.00	.00	.00	.00	.00	.00	.00	.00	.00	.00	.00	.00	.00	.00	500.00	.00
	4450	9FW	PARENT ACTIVITY FUND	500.00	.00	.00	.00	.00	.00	.00	.00	.00	.00	.00	.00	.00	.00	.00	.00	500.00	.00
OBJECT CATEGORY 2			OPERATIONS	53,250.00	.00	.00	.00	.00	.00	.00	.00	.00	.00	.00	.00	.00	.00	10,000.00	.00	43,250.00	18.78
TOTAL UNIT 7527				280,663.00	12,123.47	16,604.08	.00	.00	.00	.00	.00	.00	.00	.00	.00	.00	.00	10,000.00	28,727.55	241,935.45	13.80

HEAD START MONTHLY EXPENSE REPORT THROUGH NOVEMBER 30, 2017: FUND: 7526 DISABILITIES

				CURRENT													PRE- ENCUMBE	ENCUMBE			%
	OBJECT	APPR	OBJECT NAME	BUDGET	OCT	NOV	DEC	JAN	FEB	MAR	APR	MAY	JUN	JUL	AUG	SEP	ENCUMB	RED	TOTAL	BALANCE	BUDGET
																	ERED	AMOUNT	YTD		USED
1	1120	9FI	REGULAR SALARIES and WAGES	209,068.00	12,656.00	16,372.25	.00	.00	.00	.00	.00	.00	.00	.00	.00	.00	.00	.00	29,028.25	180,039.75	13.88
	2110	9FI	FICA TAXES	15,994.00	860.60	1,109.03	.00	.00	.00	.00	.00	.00	.00	.00	.00	.00	.00	.00	1,969.63	14,024.37	12.31
	2120	9FI	RETIREMENT CONTRIBUTION	16,537.00	1,002.36	1,296.68	.00	.00	.00	.00	.00	.00	.00	.00	.00	.00	.00	.00	2,299.04	14,237.96	13.90
	2130	9FI	LIFE and HEALTH INSURANCE	44,000.00	2,974.43	3,966.40	.00	.00	.00	.00	.00	.00	.00	.00	.00	.00	.00	.00	6,940.83	37,059.17	15.77
	2200	9FI	PAYMENTS TO OPEB TRUST	2,488.00	.00	.00	.00	.00	.00	.00	.00	.00	.00	.00	.00	.00	.00	.00	.00	2,488.00	.00
OBJECT CATEGORY 1			SALARIES	288,087.00	17,493.39	22,744.36	.00	.00	.00	.00	.00	.00	.00	.00	.00	.00	.00	.00	40,237.75	247,849.25	13.97
2	3195	9FK	CONTRACT SERVICES MEDICAL	171,375.00	.00	428.00	.00	.00	.00	.00	.00	.00	.00	.00	.00	.00	.00	131,072.00	428.00	39,875.00	76.73
	3275	9FK	MEDICAL SVCS	5,000.00	.00	.00	.00	.00	.00	.00	.00	.00	.00	.00	.00	.00	.00	.00	.00	5,000.00	.00
	3410	9FK	LOCAL TRAVEL	6,200.00	.00	.00	.00	.00	.00	.00	.00	.00	.00	.00	.00	.00	.00	.00	.00	6,200.00	.00
	4020	9FK	BOOKS, COMPACT DISKS, VIDEOS, AND SUBSCRIPTIONS	500.00	.00	.00	.00	.00	.00	.00	.00	.00	.00	.00	.00	.00	.00	.00	.00	500.00	.00
	4110	9FK	OFFICE SUPPLIES (NOT INCLUDING PRINTING)	1,700.00	.00	.00	.00	.00	.00	.00	.00	.00	.00	.00	.00	.00	.00	.00	.00	1,700.00	.00
	4115	9FK	MISCELLANEOUS OPERATING SUPPLIES	1,500.00	.00	.00	.00	.00	.00	.00	.00	.00	.00	.00	.00	.00	.00	.00	.00	1,500.00	.00
	4418	9FK	PROGRAM	1,000.00	.00	.00	.00	.00	.00	.00	.00	.00	.00	.00	.00	.00	.00	.00	.00	1,000.00	.00
	4482	9FK	SELF INS-PROP CASUALTY	5,590.00	.00	5,590.00	.00	.00	.00	.00	.00	.00	.00	.00	.00	.00	.00	.00	5,590.00	.00	100.00
OBJECT CATEGORY 2			OPERATIONS	192,865.00	.00	6,018.00	.00	.00	.00	.00	.00	.00	.00	.00	.00	.00	.00	131,072.00	6,018.00	55,775.00	71.08
			TOTAL UNIT 7526	480,952.00	17,493.39	28,762.36	.00	.00	.00	.00	.00	.00	.00	.00	.00	.00	.00	131,072.00	46,255.75	303,624.25	36.87

HEAD START MONTHLY EXPENSE REPORT THROUGH NOVEMBER 30, 2017: PCFE 7528

																ENCUMB	ENCUMB			BUDGET	
																ERED	ERED	TOTAL		USED	
				CURRENT												SEP	AMOUNT	AMOUNT	YTD	BALANCE	YTD
	OBJECT	APPR	OBJECT NAME	BUDGET	OCT	NOV	DEC	JAN	FEB	MAR	APR	MAY	JUN	JUL	AUG						
1	1120	9FX	WAGES	1,051,129.00	57,326.60	80,122.28	.00	.00	.00	.00	.00	.00	.00	.00	.00	.00	.00	.00	137,448.88	913,680.12	13.08
	1140	9FX	OVERTIME	.00	709.34	666.76	.00	.00	.00	.00	.00	.00	.00	.00	.00	.00	.00	.00	1,376.10	-1,376.10	.00
	2110	9FX	FICA TAXES	80,410.00	4,171.07	5,809.22	.00	.00	.00	.00	.00	.00	.00	.00	.00	.00	.00	.00	9,980.29	70,429.71	12.41
	2120	9FX	CONTRIBUTION	83,147.00	4,596.46	6,209.60	.00	.00	.00	.00	.00	.00	.00	.00	.00	.00	.00	.00	10,806.06	72,340.94	13.00
	2130	9FX	INSURANCE	297,000.00	12,639.43	16,854.72	.00	.00	.00	.00	.00	.00	.00	.00	.00	.00	.00	.00	29,494.15	267,505.85	9.93
	2131	9FX	HSA/FSA CONTRIBUTION	.00	.00	.00	.00	.00	.00	.00	.00	.00	.00	.00	.00	.00	.00	.00	.00	.00	.00
OBJECT CATEGORY 1				SALARIES	1,511,686.00	79,442.90	109,662.58	.00	.00	.00	.00	.00	.00	.00	.00	.00	.00	.00	189,105.48	1,322,580.52	12.51
2	3410	9FY	LOCAL TRAVEL	2,500.00	.00	.00	.00	.00	.00	.00	.00	.00	.00	.00	.00	.00	.00	.00	.00	2,500.00	.00
	3530	9FY	TOLL CHARGES	100.00	.00	.00	.00	.00	.00	.00	.00	.00	.00	.00	.00	.00	.00	.00	.00	100.00	.00
	3720	9FY	COMMUNICATIONS	14,000.00	.00	.00	.00	.00	.00	.00	.00	.00	.00	.00	.00	.00	.00	.00	.00	14,000.00	.00
	4020	9FY	VIDEOS, AND	500.00	.00	.00	.00	.00	.00	.00	.00	.00	.00	.00	.00	.00	.00	.00	.00	500.00	.00
	4110	9FY	INCLUDING PRINTING)	7,000.00	.00	.00	.00	.00	.00	.00	.00	.00	.00	.00	.00	.00	.00	.00	.00	7,000.00	.00
	4115	9FY	OPERATING SUPPLIES	1,000.00	.00	.00	.00	.00	.00	.00	.00	.00	.00	.00	.00	.00	.00	.00	.00	1,000.00	.00
	4116	9FY	REIMBURSEMENTS	4,000.00	.00	.00	.00	.00	.00	.00	.00	.00	.00	.00	.00	.00	.00	.00	.00	4,000.00	.00
	4121	9FY	LESS THAN \$500	50.00	.00	.00	.00	.00	.00	.00	.00	.00	.00	.00	.00	.00	.00	.00	.00	50.00	.00
	4123	9FY	\$1000	1,200.00	.00	.00	.00	.00	.00	.00	.00	.00	.00	.00	.00	.00	.00	.00	.00	1,200.00	.00
	4412	9FY	PROMOTIONAL EXPENSES	5,000.00	.00	.00	.00	.00	.00	.00	.00	.00	.00	.00	.00	.00	.00	.00	.00	5,000.00	.00
	4418	9FY	PROGRAM	1,000.00	.00	.00	.00	.00	.00	.00	.00	.00	.00	.00	.00	.00	.00	.00	.00	1,000.00	.00
4450	9FY	PARENT ACTIVITY FUND	5,216.00	.00	.00	.00	.00	.00	.00	.00	.00	.00	.00	.00	.00	.00	.00	.00	5,216.00	.00	
OBJECT CATEGORY 2				OPERATIONS	41,566.00	.00	.00	.00	.00	.00	.00	.00	.00	.00	.00	.00	.00	.00	.00	41,566.00	.00
TOTAL UNIT 7528				1,553,252.00	79,442.90	109,662.58	.00	.00	.00	.00	.00	.00	.00	.00	.00	.00	.00	.00	189,105.48	1,364,146.52	12.17

HEAD START MONTHLY EXPENSE REPORT THROUGH NOVEMBER 30, 2017: FUND: 7525 TRAINING

																PRE- ENCUMB ERED		ENCUMB ERED			% BUDGET USED
	OBJECT	APPR	OBJECT NAME	CURRENT BUDGET	OCT	NOV	DEC	JAN	FEB	MAR	APR	MAY	JUN	JUL	AUG	SEP	AMOUNT	AMOUNT	TOTAL YTD	BALANCE	YTD
2	3185	9FH	CONTRACT SVC-TRAINING	13,500.00	.00	.00	.00	.00	.00	.00	.00	.00	.00	.00	.00	.00	.00	37,450.00	.00	-23,950.00	277.41
	3420	9FH	OUT OF COUNTY TRAVEL	21,400.00	561.40	507.00	.00	.00	.00	.00	.00	.00	.00	.00	.00	.00	.00	.00	1,068.40	20,331.60	4.99
	3610	9FH	RENTAL OF EQUIPMENT	2,000.00	.00	.00	.00	.00	.00	.00	.00	.00	.00	.00	.00	.00	.00	.00	.00	2,000.00	.00
	3620	9FH	BUILDINGS/STRUCTURES	2,000.00	.00	.00	.00	.00	.00	.00	.00	.00	.00	.00	.00	.00	.00	.00	.00	2,000.00	.00
	3910	9FH	GRAPHIC REPROD SVCS	2,000.00	.00	.00	.00	.00	.00	.00	.00	.00	.00	.00	.00	.00	.00	.00	.00	2,000.00	.00
	4020	9FH	VIDEOS, AND	1,000.00	.00	.00	.00	.00	.00	.00	.00	.00	.00	.00	.00	.00	.00	.00	.00	1,000.00	.00
	4030	9FH	COST	73,400.00	-125.00	.00	.00	.00	.00	.00	.00	.00	.00	.00	.00	.00	.00	.00	-125.00	73,525.00	-.17
	4040	9FH	FEES	1,500.00	-75.00	.00	.00	.00	.00	.00	.00	.00	.00	.00	.00	.00	.00	.00	-75.00	1,575.00	-5.00
	4110	9FH	INCLUDING PRINTING)	1,500.00	.00	.00	.00	.00	.00	.00	.00	.00	.00	.00	.00	.00	.00	.00	.00	1,500.00	.00
	4115	9FH	SUPPLIES	1,591.00	.00	.00	.00	.00	.00	.00	.00	.00	.00	.00	.00	.00	.00	.00	.00	1,591.00	.00
4116	9FH	REIMBURSEMENTS	2,000.00	.00	.00	.00	.00	.00	.00	.00	.00	.00	.00	.00	.00	.00	.00	.00	2,000.00	.00	
4418	9FH	PROGRAM	1,000.00	.00	.00	.00	.00	.00	.00	.00	.00	.00	.00	.00	.00	.00	.00	.00	1,000.00	.00	
OBJECT CATEGORY 2				OPERATIONS	122,891.00	361.40	507.00	.00	.00	.00	.00	.00	.00	.00	.00	.00	.00	37,450.00	868.40	84,572.60	31.18
				TOTAL UNIT 7525	122,891.00	361.40	507.00	.00	.00	.00	.00	.00	.00	.00	.00	.00	.00	37,450.00	868.40	84,572.60	31.18

12/01/2017 PAGE: 1

ORANGE COUNTY

Department 062

FY 2018 Monthly Expense Report

For the selected Department and Unit, by Object and Appropriation

Through 12/01/2017

FUND: 8290 DEPT: 062 UNIT: 7536

	OBJECT	APPR	OBJECT NAME	CURRENT BUDGET	OCT	NOV	DEC	JAN	FEB	MAR	APR	MAY	JUN	JUL	AUG	SEP	PRE- ENCUM. AMOUNT	ENCUM. AMOUNT	TOTAL YTD	BALANCE	% BUDGET USED YTD
1	1120	8EA	REGULAR SALARIES and WAGES	796,347.00	1,632.40	2,498.60	.00	.00	.00	.00	.00	.00	.00	.00	.00	.00	.00	.00	4,131.00	792,216.00	.52
	2110	8EA	FICA TAXES	61,187.00	106.44	164.91	.00	.00	.00	.00	.00	.00	.00	.00	.00	.00	.00	.00	271.35	60,915.65	.44
	2120	8EA	RETIREMENT CONTRIBUTION	62,923.00	129.29	174.36	.00	.00	.00	.00	.00	.00	.00	.00	.00	.00	.00	.00	303.65	62,619.35	.48
	2130	8EA	LIFE and HEALTH INSURANCE	69,858.00	692.10	922.86	.00	.00	.00	.00	.00	.00	.00	.00	.00	.00	.00	.00	1,614.96	68,243.04	2.31
	2131	8EA	HSA/FSA CONTRIBUTION	100.00	.00	.00	.00	.00	.00	.00	.00	.00	.00	.00	.00	.00	.00	.00	.00	100.00	.00
	2200	8EA	PAYMENTS TO OPEB TRUST	5,583.00	.00	.00	.00	.00	.00	.00	.00	.00	.00	.00	.00	.00	.00	.00	.00	5,583.00	.00
OBJECT CATEGORY 1				995,998.00	2,560.23	3,760.73	.00	.00	.00	.00	.00	.00	.00	.00	.00	.00	.00	.00	6,320.96	989,677.04	.63
2	3125	8EB	INDIRECT COSTS	42,498.00	.00	.00	.00	.00	.00	.00	.00	.00	.00	.00	.00	.00	.00	.00	.00	42,498.00	.00
	3185	8EC	CONTRACT SVC-TRAINING	1,500.00	.00	.00	.00	.00	.00	.00	.00	.00	.00	.00	.00	.00	.00	.00	.00	1,500.00	.00
	4020	8EC	BOOKS, COMPACT DISKS, VIDEOS, AND SUBSCRIPTIONS	25,000.00	.00	.00	.00	.00	.00	.00	.00	.00	.00	.00	.00	.00	.00	.00	.00	25,000.00	.00
	4110	8EC	OFFICE SUPPLIES (NOT INCLUDING PRINTING)	31,255.00	.00	.00	.00	.00	.00	.00	.00	.00	.00	.00	.00	.00	.00	.00	.00	31,255.00	.00
	4115	8EC	MISCELLANEOUS OPERATING SUPPLIES	30,000.00	.00	.00	.00	.00	.00	.00	.00	.00	.00	.00	.00	.00	.00	.00	.00	30,000.00	.00
	4123	8EC	EQUIPMENT LESS THAN \$1000	9,924.00	.00	.00	.00	.00	.00	.00	.00	.00	.00	.00	.00	.00	.00	.00	.00	9,924.00	.00
	4482	8EC	SELF INS-PROP CASUALTY	1,092.00	.00	.00	.00	.00	.00	.00	.00	.00	.00	.00	.00	.00	.00	.00	.00	1,092.00	.00
OBJECT CATEGORY 2				141,269.00	.00	.00	.00	.00	.00	.00	.00	.00	.00	.00	.00	.00	.00	.00	.00	141,269.00	.00
*TOTAL UNIT_CD 7536				1,137,267.00	2,560.23	3,760.73	.00	.00	.00	.00	.00	.00	.00	.00	.00	.00	.00	.00	6,320.96	1,130,946.04	.56
TOTAL				1,137,267.00	2,560.23	3,760.73	.00	.00	.00	.00	.00	.00	.00	.00	.00	.00	.00	.00	6,320.96	1,130,946.04	.56

P-CARD EXPS. REPORT

FAMILY SERVICES- 062

CH Full Name	Comp Supp Name	Purchase Date	Post Date	Amount	GL: FUND	GL: DEPT	GL: UNIT_SUBUNIT	GL: OBJ	Program Card Name
DEONARINE, VIDYA D	SOUTHWES 5268788462728	11/28/2017	11/30/2017	\$436.96	7008	062	7525	3420	ORANGE COUNTY BOCC- PCard
DEONARINE, VIDYA D	SOUTHWES 5268788462728	11/28/2017	11/30/2017	\$436.96			7521		ORANGE COUNTY BOCC- PCard
DEONARINE, VIDYA D	SOUTHWES 5268788462728	11/28/2017	11/30/2017	\$436.96	7008	062	7525	3420	ORANGE COUNTY BOCC- PCard
DEONARINE, VIDYA D	SQ GREATER ATL.	11/29/2017	11/30/2017	\$16.50	7008	062	7525	3420	ORANGE COUNTY BOCC- PCard
FLORES, DAISY	QUANTUM DISTRIBUTORS	11/2/2017	11/6/2017	\$1,434.96	7408	062	7524	4135	ORANGE COUNTY BOCC- PCard
FLORES, DAISY	QUANTUM DISTRIBUTORS	11/10/2017	11/13/2017	\$957.28	7408	062	7524	4135	ORANGE COUNTY BOCC- PCard
FLORES, DAISY	SQ HORIZONS MEDICA	11/15/2017	11/16/2017	\$1,199.55	7008	062	7522	4135	ORANGE COUNTY BOCC- PCard
FLORES, DAISY	THE WEBSTAUANT STORE	11/17/2017	11/20/2017	\$125.00	7408	062	7524	4130	ORANGE COUNTY BOCC- PCard
FORE, ANGELA M	COMFORT INN DC	11/3/2017	11/6/2017	\$901.17	7008	062	7525	3420	ORANGE COUNTY BOCC- TCard
FORE, ANGELA M	EMBASSY SUITES	11/14/2017	11/21/2017	(\$15.21)	7007	062	7525		ORANGE COUNTY BOCC- TCard
FORE, ANGELA M	NATIONAL HEAD START ASSO	11/16/2017	11/17/2017	\$1,611.00	7007	062	7525		ORANGE COUNTY BOCC- TCard
FORE, ANGELA M	SOUTHWES 5268785370784	11/16/2017	11/20/2017	\$337.65	7007	062	7525		ORANGE COUNTY BOCC- TCard
FORE, ANGELA M	SOUTHWES 5268785370701	11/16/2017	11/20/2017	\$354.30	7007	062	7525		ORANGE COUNTY BOCC- TCard
FORE, ANGELA M	SOUTHWES 5268785370702	11/16/2017	11/20/2017	\$354.30	7007	062	7525		ORANGE COUNTY BOCC- TCard
FORE, ANGELA M	PROJECT MANAGMNT ACADEMY	11/28/2017	11/29/2017	\$1,895.00	7007	062	7525		ORANGE COUNTY BOCC- TCard
FORE, ANGELA M	COURTYARD AUSTIN SOUTH	11/29/2017	11/30/2017	\$447.38	7007	062	7525		ORANGE COUNTY BOCC- TCard
FORE, ANGELA M	COURTYARD AUSTIN SOUTH	11/29/2017	11/30/2017	\$596.51	7007	062	7525		ORANGE COUNTY BOCC- TCard
FORE, ANGELA M	COURTYARD AUSTIN SOUTH	11/29/2017	11/30/2017	\$447.38	7007	062	7525		ORANGE COUNTY BOCC- TCard
GRULLON, JULIO	THE HOME DEPOT	10/30/2017	11/1/2017	\$25.97	7008	062	7522	4115	ORANGE COUNTY BOCC- PCard
GRULLON, JULIO	IN GOTCHA GRAPHICS,	11/2/2017	11/3/2017	\$57.50	7008	062	7522	4115	ORANGE COUNTY BOCC- PCard
GRULLON, JULIO	THE HOME DEPOT	11/15/2017	11/17/2017	\$245.42	7008	062	7522	4115	ORANGE COUNTY BOCC- PCard
JOHNSON, JUNE	READYREFRESH BY NESTLE	11/2/2017	11/2/2017	\$47.07	7008	062	7522	3710	ORANGE COUNTY BOCC- PCard
JOHNSON, JUNE	READYREFRESH BY NESTLE	11/2/2017	11/2/2017	\$47.07	7008	062	7522	3610	ORANGE COUNTY BOCC- PCard
JOHNSON, JUNE	READYREFRESH BY NESTLE	11/2/2017	11/2/2017	\$47.07	7008	062	7522	4115	ORANGE COUNTY BOCC- PCard
JOHNSON, JUNE	READYREFRESH BY NESTLE	11/2/2017	11/2/2017	\$48.10	7008	062	7522	3710	ORANGE COUNTY BOCC- PCard
JOHNSON, JUNE	READYREFRESH BY NESTLE	11/2/2017	11/2/2017	\$48.10	7008	062	7522	3610	ORANGE COUNTY BOCC- PCard
JOHNSON, JUNE	READYREFRESH BY NESTLE	11/2/2017	11/2/2017	\$48.10	7008	062	7522	4115	ORANGE COUNTY BOCC- PCard
JOHNSON, JUNE	READYREFRESH BY NESTLE	11/2/2017	11/2/2017	\$44.25	7008	062	7522	3610	ORANGE COUNTY BOCC- PCard
JOHNSON, JUNE	READYREFRESH BY NESTLE	11/2/2017	11/2/2017	\$44.25	7008	062	7522	3710	ORANGE COUNTY BOCC- PCard
JOHNSON, JUNE	READYREFRESH BY NESTLE	11/2/2017	11/2/2017	\$44.25	7008	062	7522	4115	ORANGE COUNTY BOCC- PCard
JOHNSON, JUNE	READYREFRESH BY NESTLE	11/2/2017	11/2/2017	\$48.58	7008	062	7522	3710	ORANGE COUNTY BOCC- PCard
JOHNSON, JUNE	READYREFRESH BY NESTLE	11/2/2017	11/2/2017	\$48.58	7008	062	7522	3610	ORANGE COUNTY BOCC- PCard
JOHNSON, JUNE	OFFICEMAX/OFFICEDEPT#6876	11/2/2017	11/6/2017	\$293.85	7008	062	7522	4110	ORANGE COUNTY BOCC- PCard
JOHNSON, JUNE	OFFICEMAX/OFFICEDEPT#6876	11/2/2017	11/6/2017	\$135.99	7008	062	7522	4110	ORANGE COUNTY BOCC- PCard
JOHNSON, JUNE	OFFICEMAX/OFFICEDEPT#6876	11/2/2017	11/6/2017	\$187.99	7008	062	7522	4110	ORANGE COUNTY BOCC- PCard
JOHNSON, JUNE	OFFICEMAX/OFFICEDEPT#6876	11/2/2017	11/6/2017	\$340.48	7008	062	7522	4110	ORANGE COUNTY BOCC- PCard
JOHNSON, JUNE	OFFICEMAX/OFFICEDEPT#6876	11/2/2017	11/6/2017	\$170.24	7008	062	7522	4110	ORANGE COUNTY BOCC- PCard
JOHNSON, JUNE	OFFICEMAX/OFFICEDEPT#6876	11/2/2017	11/6/2017	\$106.01	7008	062	7522	4110	ORANGE COUNTY BOCC- PCard
JOHNSON, JUNE	OFFICEMAX/OFFICEDEPT#6876	11/2/2017	11/6/2017	\$217.98	7008	062	7522	4110	ORANGE COUNTY BOCC- PCard
JOHNSON, JUNE	OFFICEMAX/OFFICEDEPT#6876	11/3/2017	11/6/2017	\$149.99	7008	062	7521	4123	ORANGE COUNTY BOCC- PCard
JOHNSON, JUNE	OFFICEMAX/OFFICEDEPT#6876	11/3/2017	11/6/2017	\$53.43	7008	062	7521	4110	ORANGE COUNTY BOCC- PCard

P-CARD EXPS. REPORT

FAMILY SERVICES- 062

CH Full Name	Comp Supp Name	Purchase Date	Post Date	Amount	GL: FUND	GL: DEPT	GL: UNIT_SUBUNIT	GL: OBJ	Program Card Name
JOHNSON, JUNE	OFFICEMAX/OFFICEDEPT#6876	11/3/2017	11/6/2017	\$53.43	7008	062	7521	4115	ORANGE COUNTY BOCC- PCard
JOHNSON, JUNE	OFFICEMAX/OFFICEDEPT#6876	11/10/2017	11/13/2017	\$22.20	7008	062	7521	4110	ORANGE COUNTY BOCC- PCard
JOHNSON, JUNE	AMAZON.COM AMZN.COM/BILL	11/11/2017	11/13/2017	\$83.58	7008	062	7521	4020	ORANGE COUNTY BOCC- PCard
JOHNSON, JUNE	OFFICEMAX/OFFICEDEPT#6876	11/13/2017	11/15/2017	\$95.34	7008	062	7522	4110	ORANGE COUNTY BOCC- PCard
JOHNSON, JUNE	DADE PAPER -	11/14/2017	11/15/2017	\$1,142.40	7008	062	7522	4115	ORANGE COUNTY BOCC- PCard
JOHNSON, JUNE	OFFICEMAX/OFFICEDEPT#6876	11/16/2017	11/20/2017	\$53.03	7008	062	7522	4110	ORANGE COUNTY BOCC- PCard
MOORE, SANDRA	EMPIRE OFFICE	10/31/2017	11/1/2017	\$1,222.16	7008	062	7527	4123	ORANGE COUNTY BOCC- PCard
MOORE, SANDRA	EMPIRE OFFICE	10/31/2017	11/1/2017	\$1,222.16	7008	062	7521	4123	ORANGE COUNTY BOCC- PCard
MOORE, SANDRA	EMPIRE OFFICE	10/31/2017	11/1/2017	\$1,222.16	8290	062	7536	4123	ORANGE COUNTY BOCC- PCard
MOORE, SANDRA	OFFICE DEPOT	10/31/2017	11/2/2017	\$20.99					ORANGE COUNTY BOCC- PCard
MOORE, SANDRA	OFFICEMAX/OFFICEDEPT#6876	10/31/2017	11/2/2017	\$617.93					ORANGE COUNTY BOCC- PCard
MOORE, SANDRA	OFFICEMAX/OFFICEDEPT#6876	10/31/2017	11/2/2017	\$16.99					ORANGE COUNTY BOCC- PCard
MOORE, SANDRA	OFFICE DEPOT	10/31/2017	11/2/2017	\$27.49					ORANGE COUNTY BOCC- PCard
MOORE, SANDRA	OFFICEMAX/OFFICEDEPT#6876	11/1/2017	11/3/2017	\$32.98					ORANGE COUNTY BOCC- PCard
MOORE, SANDRA	OFFICE DEPOT	11/1/2017	11/3/2017	\$46.20					ORANGE COUNTY BOCC- PCard
MOORE, SANDRA	OFFICEMAX/OFFICEDEPT#6876	11/1/2017	11/3/2017	\$944.78					ORANGE COUNTY BOCC- PCard
MOORE, SANDRA	OFFICEMAX/OFFICEDEPT#6876	11/1/2017	11/3/2017	\$18.99					ORANGE COUNTY BOCC- PCard
MOORE, SANDRA	OFFICEMAX/OFFICEDEPT#6876	11/1/2017	11/3/2017	\$137.28					ORANGE COUNTY BOCC- PCard
MOORE, SANDRA	OFFICE DEPOT	11/1/2017	11/3/2017	\$4.19					ORANGE COUNTY BOCC- PCard
MOORE, SANDRA	CITY OF ORLANDO FPR REC	11/2/2017	11/3/2017	(\$100.00)					ORANGE COUNTY BOCC- PCard
MOORE, SANDRA	OFFICE DEPOT	11/2/2017	11/6/2017	\$17.95					ORANGE COUNTY BOCC- PCard
MOORE, SANDRA	OFFICEMAX/OFFICEDEPT#6460	11/2/2017	11/6/2017	\$12.99					ORANGE COUNTY BOCC- PCard
MOORE, SANDRA	OFFICEMAX/OFFICEDEPT#6876	11/2/2017	11/6/2017	\$68.09					ORANGE COUNTY BOCC- PCard
MOORE, SANDRA	OFFICE DEPOT	11/2/2017	11/6/2017	\$83.98					ORANGE COUNTY BOCC- PCard
MOORE, SANDRA	OFFICE DEPOT	11/2/2017	11/6/2017	\$9.24					ORANGE COUNTY BOCC- PCard
MOORE, SANDRA	OFFICEMAX/OFFICEDEPT#6876	11/2/2017	11/6/2017	\$18.79					ORANGE COUNTY BOCC- PCard
MOORE, SANDRA	OFFICE DEPOT	11/2/2017	11/6/2017	\$12.99					ORANGE COUNTY BOCC- PCard
MOORE, SANDRA	OFFICEMAX/OFFICEDEPT#6876	11/2/2017	11/6/2017	\$7.17					ORANGE COUNTY BOCC- PCard
MOORE, SANDRA	OFFICEMAX/OFFICEDEPT#6876	11/2/2017	11/6/2017	\$23.96					ORANGE COUNTY BOCC- PCard
MOORE, SANDRA	OFFICE DEPOT	11/2/2017	11/6/2017	\$16.45					ORANGE COUNTY BOCC- PCard
MOORE, SANDRA	OFFICEMAX/OFFICEDEPT#6876	11/2/2017	11/6/2017	\$346.51					ORANGE COUNTY BOCC- PCard
MOORE, SANDRA	OFFICEMAX/OFFICEDEPT#6876	11/3/2017	11/6/2017	\$19.99					ORANGE COUNTY BOCC- PCard
MOORE, SANDRA	OFFICEMAX/OFFICEDEPT#6876	11/3/2017	11/6/2017	\$19.99					ORANGE COUNTY BOCC- PCard
MOORE, SANDRA	CDW GOVT #Y/LUCKETT	11/9/2017	11/10/2017	\$410.00					ORANGE COUNTY BOCC- PCard
MOORE, SANDRA	CDW GOVT #M/MACIAS	11/9/2017	11/10/2017	\$155.00					ORANGE COUNTY BOCC- PCard
MOORE, SANDRA	OFFICEMAX/OFFICEDEPT#6876	11/9/2017	11/13/2017	\$696.96					ORANGE COUNTY BOCC- PCard
MOORE, SANDRA	OFFICEMAX/OFFICEDEPT#6876	11/9/2017	11/13/2017	\$779.70					ORANGE COUNTY BOCC- PCard
MOORE, SANDRA	REGION IV HEADSTART	11/14/2017	11/15/2017	\$450.00					ORANGE COUNTY BOCC- PCard
MOORE, SANDRA	CRESTLINE SPECIALTIES	11/14/2017	11/15/2017	\$1,479.13					ORANGE COUNTY BOCC- PCard
MOORE, SANDRA	OFFICEMAX/OFFICEDEPT#6876	11/14/2017	11/16/2017	\$1,452.00					ORANGE COUNTY BOCC- PCard
MOORE, SANDRA	LECHONERA LATINA	11/17/2017	11/17/2017	\$90.00					ORANGE COUNTY BOCC- PCard

P-CARD EXPS. REPORT

FAMILY SERVICES- 062

CH Full Name	Comp Supp Name	Purchase Date	Post Date	Amount	GL: FUND	GL: DEPT	GL: UNIT_SUBUNIT	GL: OBJ	Program Card Name
MOORE, SANDRA	OFFICEMAX/OFFICEDEPT#6876	11/21/2017	11/24/2017	\$186.99					ORANGE COUNTY BOCC- PCard
MOORE, SANDRA	OFFICEMAX/OFFICEDEPT#6876	11/23/2017	11/27/2017	\$79.18					ORANGE COUNTY BOCC- PCard
ORLEMAN, EILEEN	TEACHSTONE	11/20/2017	11/21/2017	\$100.00	0001	062	7521		ORANGE COUNTY BOCC- PCard
SHEIKH, SHAMIN	PUBLIX #436	11/1/2017	11/2/2017	\$46.58	7408	062	7524	4135	ORANGE COUNTY BOCC- PCard
SHEIKH, SHAMIN	WINN-DIXIE	11/2/2017	11/3/2017	\$7.77	7408	062	7524	4135	ORANGE COUNTY BOCC- PCard
SHEIKH, SHAMIN	PUBLIX #436	11/6/2017	11/7/2017	\$22.98	7008	062	7528	4116	ORANGE COUNTY BOCC- PCard
SHEIKH, SHAMIN	PUBLIX #1122	11/13/2017	11/14/2017	\$12.99	7008	062	7528	4116	ORANGE COUNTY BOCC- PCard
SHEIKH, SHAMIN	PUBLIX #1122	11/13/2017	11/14/2017	\$36.79	7008	062	7524	4135	ORANGE COUNTY BOCC- PCard
SHEIKH, SHAMIN	WINN-DIXIE	11/13/2017	11/14/2017	\$2.67	7008	062	7524	4135	ORANGE COUNTY BOCC- PCard
SHEIKH, SHAMIN	WINN-DIXIE	11/13/2017	11/14/2017	\$8.94	7408	062	7524	4115	ORANGE COUNTY BOCC- PCard
SHEIKH, SHAMIN	WAL-MART #5179	11/14/2017	11/15/2017	\$41.04	7408	062	7524	4115	ORANGE COUNTY BOCC- PCard
SHEIKH, SHAMIN	WM SUPERCENTER	11/14/2017	11/15/2017	\$118.52	7408	062	7524	4135	ORANGE COUNTY BOCC- PCard
SHEIKH, SHAMIN	WAL-MART #0890	11/16/2017	11/17/2017	\$70.22	7408	062	7524	4135	ORANGE COUNTY BOCC- PCard
SHEIKH, SHAMIN	WM SUPERCENTER	11/20/2017	11/21/2017	\$8.80	7408	062	7524	4135	ORANGE COUNTY BOCC- PCard
SHEIKH, SHAMIN	PUBLIX #436	11/27/2017	11/28/2017	\$21.67	7008	062	7525	4116	ORANGE COUNTY BOCC- PCard
SMITH, KERRY-ANN	WAL-MART #4160	11/6/2017	11/7/2017	\$6.56	7408	062	7524	4135	ORANGE COUNTY BOCC- PCard
SMITH, KERRY-ANN	PUBLIX #761	11/8/2017	11/9/2017	\$23.98	7008	062	7528	4116	ORANGE COUNTY BOCC- PCard
SMITH, KERRY-ANN	PUBLIX #331	11/9/2017	11/10/2017	\$29.46	7008	062	7528	4116	ORANGE COUNTY BOCC- PCard
SMITH, KERRY-ANN	WM SUPERCENTER	11/10/2017	11/13/2017	\$53.94	7408	062	7524	4135	ORANGE COUNTY BOCC- PCard
SMITH, KERRY-ANN	WAL-MART #4588	11/13/2017	11/14/2017	\$53.94	7408	062	7524	4135	ORANGE COUNTY BOCC- PCard
SMITH, KERRY-ANN	PUBLIX #761	11/14/2017	11/15/2017	\$23.97	7008	062	7528	4116	ORANGE COUNTY BOCC- PCard
SMITH, KERRY-ANN	PUBLIX #761	11/15/2017	11/16/2017	\$45.14	7008	062	7528	4116	ORANGE COUNTY BOCC- PCard
SMITH, KERRY-ANN	WM SUPERCENTER	11/20/2017	11/21/2017	\$20.19	7007	062	7522	4115	ORANGE COUNTY BOCC- PCard
SMITH, KERRY-ANN	PUBLIX #331	11/29/2017	11/30/2017	\$39.14	7408	062	7524	4135	ORANGE COUNTY BOCC- PCard
SMITH, KERRY-ANN	PUBLIX #761	11/29/2017	11/30/2017	\$23.47	7008	062	7528	4116	ORANGE COUNTY BOCC- PCard

Interoffice Memorandum



AGENDA ITEM

November 6, 2017

TO: Mayor Teresa Jacobs
and
Board of County Commissioners

THRU: Lonnie C. Bell, Jr., Director *Lonnie C. Bell*
Family Services Department

FROM: Sonya L. Hill, Manager *Sonya L. Hill*
Head Start Division
Contact: Khadija Pirzadeh, (407) 836-8912
Sonya Hill, (407) 836-7409

SUBJECT: Filing of Head Start Policy Council Program Information and Updates
for the Official County Record
CONSENT AGENDA ITEM November 28, 2017

The Head Start Division requests filing of the program information and updates and meeting minutes for the official county record:

Head Start Policy Council Program Information and Updates	September 2017
Head Start Policy Council Program Information and Updates	October 2017
Head Start Policy Council Meeting Minutes	August 24, 2017
Head Start Policy Council Meeting Minutes	September 28, 2017

ACTION REQUESTED: Receipt and filing of Head Start Policy Council Program Information and Updates September 2017; Head Start Policy Council Program Information and Updates October 2017; Head Start Policy Council Meeting Minutes August 24, 2017 and Head Start Policy Council Meeting Minutes September 28, 2017 for the official county record.

SH/kp

C: Randy Singh, Assistant County Administrator
Cristina Berrios, Assistant County Attorney, County Attorney's Office
John Petrelli, Director, Risk Management and Professional Standards
Yolanda Brown, Manager, Fiscal Division, Family Services Department
Jamillem Clemens, Grants Supervisor, Finance Division
Patria Morales, Grant Coordinator, Office of Management and Budget



NEWS RELEASE

FOR IMMEDIATE RELEASE
December 7, 2017

CONTACT: Robin Winchell
rwinchell@nhsa.org

PERMALINK

Head Start Welcomes Administration's Review of Designation Renewal System

NHSA Has Led Community in Advocating for Reforms of DRS

WASHINGTON, DC – The National Head Start Association today applauded an announcement from the Administration that it will reevaluate a regulation that NHSA has long argued is ineffective, arbitrary, and unnecessarily burdensome on Head Start programs. Earlier today, the U.S. Department of Health and Human Services released an official request for comments on a proposal that would change the Designation Renewal System's (DRS) use of the CLASS tool, including the removal of the arbitrary lowest 10 percent provision and the adjustment of the minimum thresholds across all three domains. This announcement was publicly made by Steven Wagner, the Acting Assistant Secretary at HHS' Administration of Children and Families, during remarks at NHSA's 2017 Parent and Family Engagement Conference this morning.

"The Head Start community commends the leadership of the US Department of Health and Human Services for proposing a long overdue change to a policy, the Designation Renewal System, that has caused unnecessary and counterproductive anxiety for programs," NHSA Executive Director Yasmina Vinci said. "The Head Start community is committed to providing our nation's most vulnerable children and families with an opportunity to succeed in school and in life. This commitment includes an embrace of accountability, such as that included in the DRS. However, while CLASS is an effective and valuable tool for professional development, it has not been effectively applied in the DRS as a measure of quality."

Vinci continued, "We look forward to discussing the potential changes with the entire Head Start community and other stakeholders, who share the Administration's goal of ensuring Head Start is meeting its full potential. Our children, families, and communities -- and the American taxpayer -- deserve no less."

Established in the Improving Head Start for School Readiness Act of 2007, the DRS was intended to identify grantees offering lower quality services based on a series of triggers, place their grants up for open competition, and award the grants to the applicant most qualified to provide high-quality programming. An HHS report released last year stated, "No analyses indicated that grantees designated due to low CLASS scores differed from grantees that were not designated

on any study measure of quality.”

NHSA has advocated for years for reform of the DRS in meetings with federal lawmakers and administration officials. In a 2015 letter to HHS leadership that was signed by dozens of state and regional Head Start associations, NHSA laid out specific and concrete recommendations for changes that would address the major flaws within the DRS. These suggestions were the result of a symposium convened by NHSA that included conversations with grantees, former federal officials, former Congressional staff, researchers, and others about how to strengthen DRS for the future.

The National Head Start Association is a not-for-profit organization committed to the belief that every child, regardless of circumstances at birth, has the ability to succeed in school and in life. The opportunities offered by Head Start lead to healthier, empowered children and families, and stronger, more vibrant communities. NHSA is the voice for more than 1 million children, 200,000 staff and 1,600 Head Start grantees in the United States. Visit www.nhsa.org and follow @NatlHeadStart for more information.

#

Monthly Report to Head Start Policy Council

Nutrition: NOVEMBER 2017	
Number of breakfasts served	24,986
Number of lunches served	25,722
Number of snacks served	20,189
Number of meals reimbursed by USDA	68,947
Number of meals disallowed for reimbursement	0
Number of children evaluated for nutritional concerns	37
Number of children receiving nutritional education and further care	128
Number of monitoring visits to ensure compliance with USDA Regulations	84
Number of monitoring visits requiring a corrective action plan	0
Number of nutritional activities conducted (ALL CLASSROOMS)	
Types of nutritional activities conducted None	

DISABILITIES/MENTAL HEALTH REPORT

NOVEMBER 2017

A total of one hundred fifty-six (156) children have been enrolled in Head Start with a diagnosed disability from the Local Education Agency (OCPS) since school started last August 2017.

A total of forty-five (45) children have been enrolled in Head Start with a diagnosed disability by contracted providers since school started last August 2017.

Sixty-nine (69) children were receiving mental health services for behavior issues since school started last August 2017. In addition, there were fifty-three (53) behavior plans developed for enrolled children.

One thousand three hundred and eighteen (1,318) hearing screenings were completed since school started last August 2017.

Seven hundred and ninety (790) new children completed their developmental screening using the ACUSCREEN research-based assessment.

Two hundred and four (204) visits to centers were completed since August 2017 to centers to: provide technical assistance to staff, conduct observations, conduct health screenings, and complete monitoring visits.

A total of twenty-nine (29) Disabilities & Mental Health monitoring visits were conducted to the Head Start centers to ensure compliance with Head Start Performance Standards for the service areas.

Orange County Head Start

Parent Family and Community Engagement 2017-2018

Monthly Report: November 2017

- Eleven (11) Attendance home visits
- Two (2) families received Crisis/Emergency Assistance.
- Three (3) parents received Educational Services.
- Four hundred sixty five (465) Health Services Follow ups were done by Community Service Worker.
- Forty Five (45) families were referred for family services.
- Two hundred forty six (246) were provided families services
- Twenty two (22) Parent Meetings were held this month. Seven hundred ninety six (796) parents attended parents meetings. One hundred sixteen (116) males attended.
- Ten (10) Fatherhood Activities was held this month. Sixty six (66) fathers attended fatherhood initiatives.
- Thirteen (13) Parents Trainings were held this month. Two hundred thirty two (232) parents attended Parents Trainings.

Trainings:

- Cooking Matters
- Children's Safety Village
- Adult Literacy League
- Job Partnership
- UCF GED/College Program
- Incredible Years
- Open Doors
- Emergency Planning
- Transportation Safety
- Fatherhood Appeal
- Financial Literacy
- Head Start Partnership (Roles and Responsibility)
- Community Resources
- Oral Health
- Family Finance
- Self Sufficiency Employment
- Affordable Healthcare
- Mental Health for Youth and Families
- Community Health Center
- Neighborhood Center for Families (informative)

ORANGE COUNTY HEAD START 2017-2018

ERSEA REPORT

MONTH: November

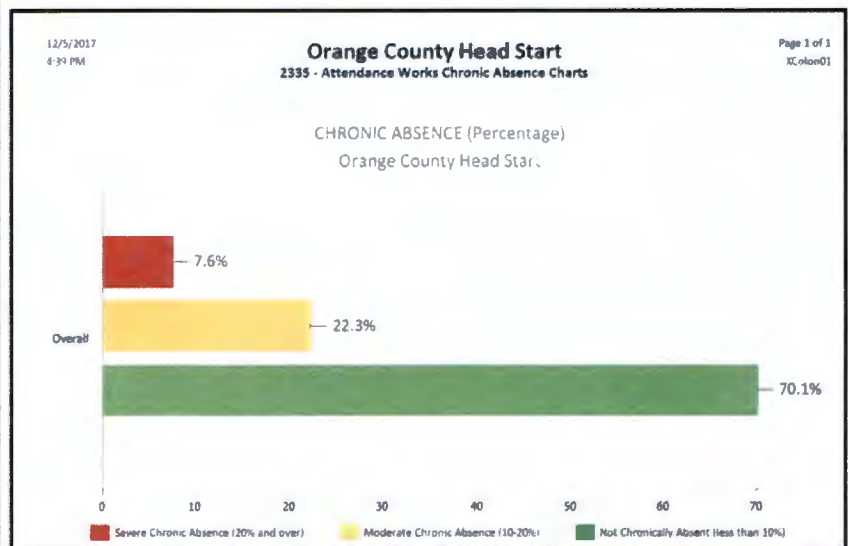
YEAR: 2018



Sites	Funded Enrollment	Monthly Enrollment	10% IEP YTD	Drops YTD	Monthly Waiting List	Monthly New Applications	Monthly Attendance 18 Days
Aloma	37	36	4	1	7	4	89%
Bithlo	30	30	0	2	2	0	89%
Callahan	49	49	3	6	2	1	92%
Denton Johnson	35	35	5	3	11	0	93%
Dover Shores	68	67	8	2	6	4	92%
East Orange	140	138	9	10	10	6	89%
Engelwood	56	56	14	2	9	3	91%
Evans	13	13	1	0	5	0	91%
Frontline	69	69	5	2	7	2	93%
Hal P Marston	102	101	10	7	14	0	91%
John Bridges	120	120	12	15	4	2	89%
Lila Mitchell	70	70	5	1	22	8	94%
Maxey	40	39	10	3	3	0	91%
McCoy	34	32	3	3	1	1	89%
Pine Hills	200	199	16	10	50	7	93%
SO YMCA	60	59	0	7	21	3	89%
Southwood	120	120	22	2	49	7	93%
Taft	120	120	12	2	22	8	91%
Three Points	34	34	3	1	4	2	91%
Ventura	20	20	10	1	4	0	94%
WS ELC	85	84	6	10	4	0	89%
WS Elementary	34	34	3	0	4	0	91%
OCHS Total	1536	1525	161 (10.48%)	90	261 (17%)	58	91%

Reasons of Absences

Sick	794
Unexpected Absence (No Show/No Call)	509
Transportation Issues	177
Doctor/Dentist Appointment	175
Out of the Town	159
No Reason Documented	103
Expired Immunization/Physical	86
Other Appointments	75
Family Emergency	70
Parent/Guardian Sick	54
Vacation	32
Funeral	19
Disengage/Drop	12



Recruitment Efforts per Site		
Aloma		
Bithlo		
Callahan		
Denton Johnson	2	Eatonville Library, Family Dollar
Dover Shores		
East Orange		
Engelwood		
Evans		
Frontline	.	
Hal P Marston	6	Metro PCS, Family Dollar, Robiswood Middle School, Wells Fargo, Heart of Florida United Way, FOUR12 (First Presbyterian Church of Orlando)
John Bridges	5	Creaciones Maria, La Taxquena, Tacos Don Pepe, Loaves and Fishes, Community Health Center
Lila Mitchell	5	First Haitian Baptist Church, Timber Sound Apartments, Timberleaf Apartments, Metro Place Apartments, Boys and Girls Club
Maxey	4	Bravo Supermarket, Tropicana Grocery, Choice Meats, One upon a child
McCoy	3	AV Dental, Galaxy Nails, Café Colombia
Pine Hills		
SO YMCA	3	OTC Mid Florida Campus, WIC Southside, True Health,
Southwood		
Taft	6	Sand Lake Point Apartments, Versalle Café, WAWA Station, Rays Deli and More, Family Dollar, Subway
Three Points	2	All Insurance Depot, Diamonds Hair Studio
Ventura		
WS ELC	2	Ivey on the Lake Apartments, First Haitian Baptist Church
WS Elementary	2	Boca Club Apartments, Axiom Bank
Other	1	Open House Fire Station 30 Orlando, FL 32835

December 2017 Updates:

- Selection Criteria 2018-19
- Open House: January 27, 2018
- Open Enrollment February 2018



Orange County Head Start



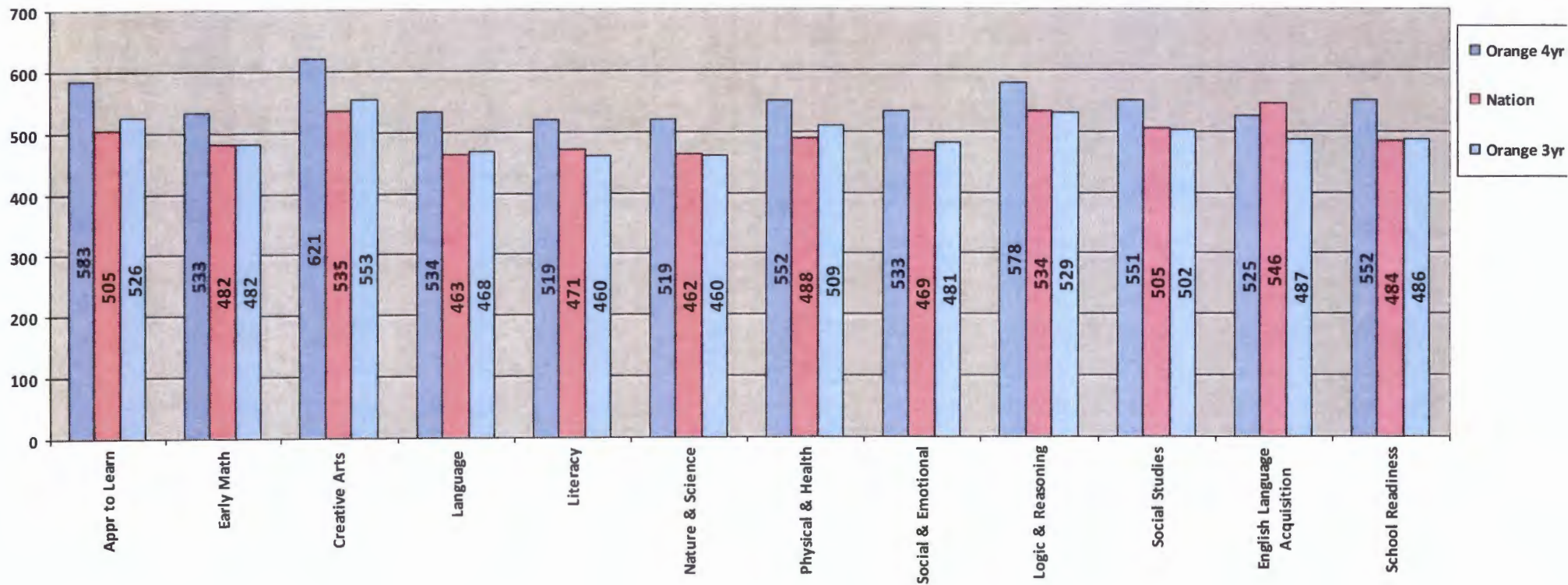
Eligibility Priority Selection Criteria 2018-2019		Points	Community Assessment	Assigned Points
A	Age			
	4 years	95	HSPPS	
	3 years	55	HSPPS	
B	Eligibility			
	Foster Child	500	HSPPS	
	Homeless: McKinney Vento Act	500	HSPPS	
	Public Assistance: Currently in TANF/SSI benefits	100	HSPPS	
	Income Eligible: 0%-25% Poverty Level	100	HSPPS	
	Income Eligible: 26%-50% Poverty Level	75	HSPPS	
	Income Eligible: 51%-75% Poverty Level	50	HSPPS	
	Income Eligible: 76%-100% Poverty Level	25	HSPPS	
	Over Income IEP: 100% - 130% Poverty Level	0	HSPPS	
	Over Income IEP: Over 130% Poverty Level	0	HSPPS	
	Over Income: 100% - 130% Poverty Level	0	HSPPS	
	Over Income: Over 130% Poverty Level	0	HSPPS	
C	Disability			
	Diagnosed (Public School IEP)	200	CA2017 (P4)	
	Diagnosed (Documented by Professional)	100	CA2017 (P4)	
	Suspected (Documented by Professional)	25	CA2017 (P4)	
D	Family Risk Factors (Choose all that apply)			
	Child Abuse/Neglected (Documented by Agency)	10	CA2016 (Page56)	
	Alcohol, Drug Abuse, or Mental Illness (Documented by Agency)	10	CA2016(page49-50)	
	No Access to Medical Care (Parent with No Insurance or No Eligible)	10	CA2017 (P7) CA2016(page49-50)	
	Currently one or both parents/legal guardians unemployed and looking for employment	10	CA2016(page49-50) CA2017 (p5-8)	
	Currently No GED or No Adult Education Completed	10	CA2016(page49-50) CA2017 (p5-8)	
	Currently Income earned is not enough to cover rent and basic needs	10	CA2016(page49-50) CA2017 (p5-8)	
	Foster, Kinship, Legal Guardian, Legal Relative Caregiver due to incarcerations of parents, substance abuse by parents, illness, disability or death of parents, parental abuse or neglect (Documented by Agency)	10	CA2016 (Page21)	
	Immigrants/Refugees (Documented by Agency)	10	CA2016 (P16)	
	Single Parent	10	C2017 (Page 4) CA2016 (P30)	
E	Child Risk Factors (Choose all that apply)			
	Health Chronic Illness (Documented by Professional)	10	CA2016(page49-50)	
	Child Nutritional Needs (Special Diet/WIC Documented by Professional or Agency)	10	CA2016(Page52-54)	
	No Access to Medical Care (Eligible Child with No Insurance or No Eligible)	10	CA2017 (P7) CA2016(page49-50)	
F	Transition and Continuation of Services			
	Transitioning from Early Head Start/Head Start Program (Documented by Agency)	25	HSPPS	
	2017-2018 Eligible Waitlisted Child	5		



Orange County
Head Start
Education Service Area
Child Outcomes

August 14, through December 7, 2017

Orange County's 4 year olds, Nation's 4year olds and Orange County's 3 year olds





ORANGE COUNTY GOVERNMENT
HEAD START
POLICY COUNCIL MEETING
MINUTES



3933 W.D. Judge Drive
Orlando, FL 32808
October 21, 2017

Call to Order by: Sonya Hill, 2:26 p.m.

Roll Call by: Sandra Moore, Admin Assistant

Attended By:

Cecilia Pierre	Aloma	Representative
Jamie Santiago	Aloma	Alternate
Leigh Tomason	Bithlo	Representative
Quyen Tu	Bithlo	Alternate
Roxanne Williams	Callahan	Representative
Sandra Noel	Denton Johnson	Representative
Liz Vasquez Velez	Denton Johnson	Alternate
Crystal Salcedo	East Orange	Representative
Hortensia Rodriguez	East Orange	Alternate
Crystal Ortiz	Engelwood	Representative
Lakesha Barrington	Evans	Representative
Lateasha Stevenson	Hal P. Marston	Representative
Stacey Vincent	Hal P. Marston	Alternate
Jekeyah Holmes	John Bridges	Representative
Tequila Henderson	Lila Mitchell	Representative
Aquila Ehigiator	Lila Mitchell	Alternate
Lara Urdaneta	Maxey	Representative
Leah Ackerman	McCoy	Representative
Ingrid Perilla	McCoy	Alternate
Heather Chisholm-Wright	Pine Hills	Representative
Laketria Graham	Pine Hills	Alternate
Samona Heard	So. Orlando YMCA	Representative
Cyndi Salami	So. Orlando YMCA	Alternate
Cathy Chandler	Southwood	Representative
Alyne Agenor	Southwood	Alternate
Johanna Nieves	Taft	Representative
Anna Garcia	Three Points	Representative
Bilan Wilson	WS / ELC	Representative
Sacara Council	WS / ELC	Alternate
Ebony McArthur	WS Elementary	Alternate
Jeneka Lloyd	Past Parent	Community Rep
Dexter Nelson	Past Parent	Community Rep
AnnMarie Alvarado	Children's Home Society	Community Rep

Charmaine Jobson

Past Parent

Community Rep

Quorum Established: Sandra Moore

Visitors

Jacqueline Eugene, Past Parent

Christina Vasquez, Engelwood

Staff:

Sonya Hill

Main Office

Division Manager

Polly Boulter

Hal Marston

Teacher Assistant

Sandra Moore

Main Office

Admin Assistant

Milagros Font

Main Office

Sr. Program Manager

Jasmine Purlin

Main Office

Admin Support

Xeix Colon

Main Office

Sr. FSW

Sunitha Koorathota

Main Office

Field Ops Supervisor

Sandra Ruff

Main Office

Program Manager

Yvette Meade

Main Office

Admin Specialist

Carmen Serrano

Engelwood

Teacher Assistant

Charlene Register

W/S Elementary

Teacher Assistant

Toneca Harris

Hal P. Marston

Teacher Assistant

Teresa Williams

Main Office

Field Ops Supervisor

Daisy Flores

Main Office

Sr. Nutrition Specialist

Amanda Clayton

Main Office

Admin Specialist

Colette Johnson-Thomas

Main Office

Sr. FSW

Toinett Stenson

Callahan

Center Manager

Manager, Sonya Hill requested a motion to adopt the agenda

Charmaine Jobson made a request to amend the Agenda to include election of officers under New Business

Motion: Dexter Nelson, Community Rep

Seconded: Jeneka Lloyd, Community Rep

The motion carried with no objections.

Secretary Report – Highlights from the 9/28/2017 minutes by Sandra Moore

Manager, Sonya Hill requested a motion to approve the minutes from September 28, 2017

Motion: Heather Chisholm-Wright, Pine Hills Rep

Second: Charmaine Jobson, Community Rep

Status: The motion was carried with no objections

HR Report by Avis McWhite, Sr. Program Manager

There are no pending candidates. Reported terminations, separations, and vacancies.

Manager, Sonya Hill requested a motion to accept the HR report

Motion: Cecilia Pierre, Aloma Representative

Second: Crystal Ortiz, Engelwood Rep

Status: The motion was carried with no objections

Budget Report by Sandra Ruff, Fiscal Program Manager

Ms. Ruff introduced herself to the new Policy Council and welcomed them. She also gave a brief overview of her role in the division and what she brings to each meeting.

Status of Board of County Commissioners Vote by Sonya Hill, Manager

The Head Start Division requests Board approval of the Head Start Policy Council Program Information and Updates from August 2017. Also the Policy Council Meeting Minutes (corrected) from July 20, 2017.

Division Manager's Report by Sonya Hill Highlights:

- OCHS received notification from DANYA International (the company that performs monitoring) that the program will receive a Focus Area 2 and Classroom Assessment Scoring System review in FY 2018. WE will be notified 60 days in advance of the exact dates. The entire program will be preparing for this event.
- Notice from the Office of Head Start – The compliance date for background check procedures and for programs to participate in their state or local Quality Rating and Improvement Systems (QRIS) as described in the Program Performance Standards, has been delayed to allow more time for programs to fully implement these changes. September 30, 2018 is the new compliance date.

ERSEA Report by Xeix Colon, Sr. Family Service Worker

Ms. Colon explained various features of the selection criteria. There is an increase of homeless applicants. The program is receiving applications from families that have moved here from Puerto Rico and the USVI due to people being displaced by Hurricane Irma.

Brief Service Area reports by Sonya Hill, Manager. All these reports are included in the Information Packet provided to all Policy Council members.

Mental Health/Disabilities Report, Medical / Dental Report, PFCE Report, and Education Report

New Business:

Election of Officers

Ms. Hill gave a brief overview of each position. Each candidate was given 3 minutes to speak on why they felt they were the best candidate for the position.

“The chair entertains nominations for the office of Chairperson”

Nominees were; Dexter Nelson and Jeneka Lloyd.

After voting Dexter Nelson was declared the new Chairperson

“The chair entertains nominations for the office of Vice-Chairperson”

Nominees were; Leah Ackerman and Heather Chisholm-Wright.

After voting, Heather Chisholm-Wright was declared the new Vice-Chairperson.

“The chair entertains nominations for the office of Secretary

Nominees were; Lekesha Barrington, Crystal Ortiz, and Leigh Thomason.

After voting, Crystal Ortiz was declared the new Secretary

“The chair entertains nominations for the office of Treasurer”

Nominees were; Cecilia Pierre and Tequila Henderson.

After voting Cecilia Pierre was declared the new Treasurer

“The chair entertains nominations for the office of Parliamentarian”

There was one nominee; Roxanne Williams.

Roxanne Williams was declared the new Parliamentarian.

The new Executive Board took their seats at the head table.

Jacqueline Eugene submitted an application for Community Representative. This will be presented at the next Policy Council meeting.

Chairperson Nelson requested a motion to adjourn meeting

Motion: Jeneka Lloyd, Community Representative

Second: Cecilia Pierre, Treasurer

Status: The motion was carried with no objections

Meeting Adjourned at 3:47p.m.

NEXT POLICY COUNCIL MEETING

November 16, 2017

1718 E. Michigan Street

Orlando, FL 32806

6:30 p.m.



ORANGE COUNTY GOVERNMENT
HEAD START
POLICY COUNCIL MEETING
MINUTES



1718 E. Michigan Street
Orlando, FL 32806
November 16, 2017

Call to Order by: Dexter Nelson at 6:33 p.m.

Roll Call by: Heather Chisholm-Wright, Vice Chairperson

Attended By:

Cecilia Pierre	Aloma	Representative
Leigh Tomason	Bithlo	Representative
Roxanne Williams	Callahan	Representative
Sheann Perkins	Callahan	Alternate
Marleen Guitierrez	Dover Shores	Representative
Crystal Salcedo	East Orange	Representative
Crystal Ortiz	Engelwood	Representative
Darline Demosthene	Frontline	Representative
Lateasha Stevenson	Hal P. Marston	Representative
Jekeyah Holmes	John Bridges	Representative
Aquila Ehigiator	Lila Mitchell	Alternate
Lara Urdaneta	Maxey	Representative
Leah Ackerman	McCoy	Representative
Heather Chisholm-Wright	Pine Hills	Representative
Laketria Graham	Pine Hills	Alternate
Cyndi Salami	So. Orlando YMCA	Alternate
Cathy Chandler	Southwood	Representative
Nicole Miranda	Taft	Alternate
Bilan Wilson	WS / ELC	Representative
Jeneka Lloyd	Past Parent	Community Rep
Dexter Nelson	Past Parent	Community Rep
AnnMarie Alvarado	Children's Home Society	Community Rep
Charmaine Jobson	Past Parent	Community Rep
Vanessa Lewis	BCC	Alternate

Excused

Lakesha Barrington	Evans	Representative
Tequila Henderson	Lila Mitchell	Representative
Johanna Nieves	Taft	Representative
Marche Henderson	WS Elementary	Representative
Mary Harper	OCPS	Community Rep

Quorum Established: Dexter Nelson

Visitors

Arnaldo Gonzalez	GA Foods
Ron Rhodes	GA Foods
Shantara Gibson	4C Head Start
Pamela Clark	OCPS
Vilma Quintana	Florida Blue

Staff:

Sonya Hill	Main Office	Division Manager
Polly Boulter	Hal Marston	Teacher Assistant
Sandra Moore	Main Office	Admin Assistant
Milagros Font	Main Office	Sr. Program Manager
Jasmine Farlin	Main Office	Admin Support
Sunitha Koorathota	Main Office	Field Ops Supervisor
Sandra Ruff	Main Office	Program Manager
Yvette Meade	Main Office	Admin Specialist
Colette Johnson-Thomas	Main Office	Sr. FSW
Anabel Sepulveda	East Orange	Center Manager
Pedro Berrios	Warehouse	Warehouse Specialist
Limarys Rivera	Main Office	Education Coordinator
Tambra Jackson	Pine Hills	Center Manager
Tiffany Brown	Frontline/WS Elem	Center Manager
Marcia Cotton	John Bridges	Center Manager
Felicia Williams	Frontline	Teacher Assistant

Chairperson Dexter Nelson requested a motion to adopt the agenda

Cecilia Pierre made a request to amend the Agenda to add speakers from add GA foods

Motion: Cecilia Pierre, Representative, Aloma

Seconded: Leah Ackerman, Representative, McCoy

The motion carried with no objections.

Chairperson Dexter Nelson requested a motion to approve the minutes from October 21, 2017

Motion: Heather Chisholm-Wright, Pine Hills Rep

Second: Leah Ackerman, Representative, McCoy

Status: The motion was carried with no objections

Speaker:

Ron Rhodes and Arnaldo Gonzalez from GA Foods - This will be the new provider for food services effective December 1st. Food will now be made in Orlando instead of Daytona and delivered daily. Dexter Nelson asked what changes they have made that will make it better than when they were our provider 2 years ago. A new chef has been hired, upgraded the quality of meats and menus, more kid friendly meals. The taste has improved 100%. There are new ovens that will not overcook the food but keep it at the proper temperature. Heather Chisholm-Wright asked if they ever consider using organic food. Mr. Rhodes said that is very costly and they have to stay within a certain budget. Mr. Rhodes invited all to visit the new site on Edgewater Rd tomorrow for a tour/open house

Budget Report by Sandra Ruff, Fiscal Program Manager

Ms. Ruff said Cecilia Pierre, Rep from Aloma, will be on the Budget Committee and will present the report together and invited others to join the Committee. There are certain mandatory items in the packet, however, Ms. Ruff will take suggestions on what else the Council wants to see in the packet. Ms. Ruff and Ms. Pierre did a role play scenario where questions were asked on certain purchases on the credit card statements. There was a financial literacy training event at Hal P Marston with 5/3 Bank on 11/16/17. Ms. Pierre pointed out the benefits of using 5/3. There is a real personal relationship there that can help you to reach your financial goals.

Division Manager Report

- There is an on-going collaboration between Nemours, Early Head Start and Orange Blossom FQHC to establish a pilot program that will assist OCHS to meet federal regulations in the area of medical and dental health.
- After the annual review of the wage comparability study, Compensation has upgrade the teacher assistant position from a pay grade 10 to pay grade 11.
- OCHS has received notification for of the federal review for 2018. There will interviews, document and date review. We will need the participation of the council. Everyone needs to be on the same page. Failure to do well on the review could result in our being on the re-competition list.
- The NHSA is aware of the opiate epidemic in this country. Low income families are especially affected so OCHS staff should be alert to signs of abuse in order to help our families.

Speaker

Vilma Quintana from Florida Blue Regional Office

We are in the Open Enrollment period until December 15, 2017. There are new laws and penalties in effect that is very important to know. Her power point presentation was send out to each member of the policy council. Anyone who applies for insurance will be accepted no disallowance for pre-existing conditions. There are no limits to what the insurance company must pay. The individual's maximum out of pocket is \$7,000 for individuals /\$14,000 for families. Children up to 26 years old can be covered in the family plan. Vision and dental are now included in the plan. Preventive procedures are at no cost. The penalties for no insurance: \$695.for each adult and ½ of that per child or 2.5% of your annual income whichever is greater. This money is taken through your income tax filing. Anyone may visit the Florida Blue office for help in navigating the process Monday thru Sunday 9:am – 7:pm.

Commissioner Liaison Report by Vanessa Lewis

Brought Happy Holiday wishes from the Commissioner

Unit Updates

ERSEA report by Sonya Hill, Manager

There is a problem with chronic absenteeism at many centers. Letter will go out to parents about the importance of regular attendance. Recruitment season kicks off in January. Ms. Hill would like to be fully enrolled by April 30th. There are 20 children from Puerto Rico on our waiting lists.

Nutrition Report by Milagros Font, Sr. Program Manager

Mental Health and Disabilities Report by Milagros Font, Sr. Program Manager

PFCE Report by Colette Thomas, Sr. Family Service Worker

Centers are in the process of completing a Family Assessment and goal setting for all families,

New Business:

Community Representative Application

Pamela Clark from OCPS submitted her application. Sonya Hill enumerated her professional history. Ms. Clark addressed the Policy Council to give more information on her qualifications.

Chairperson Dexter Nelson requested a motion to accept Ms. Clark as a Community Rep

Motion: Charmaine Jobson, Community Rep

Seconded: Cecilia Pierre, Representative, Aloma

Motion was carried with no objections

Committees

Concerns Committee – Heather Chisholm

Planning and Budget Committee – Cecilia Pierre, Treasurer

By-Laws Committee – Roxanne Williams, Parliamentarian

Executive Committee – Executive Body

Each committee will be a team of a minimum of 3. If interested in joining a committee, see the committee lead. Sign-up sheets will be provided at the next Policy Council Meeting.

By-Laws

Tabled until next month's meeting

Unit Area Training

Chairman Nelson proposed December 2, 2017, 8:30 – 1:00 for feedback. Ms. Hill said that the training must be done in the first 190 days of appointment to the Policy Council. The majority was in agreement with that date.

Public Comment:

Sonya Hill stated that as of the 4th meeting she will be taking a back seat at the meeting , just doing her report and allowing the Executive Board to run the meeting.

Dexter Nelson recognized Tequila Henderson, Abigail Soriano, and Jacqueline Eugene; they are graduating from the Job Partnership program on Monday.

Chairperson Dexter Nelson requested a motion to adjourn meeting

Motion: Leah Ackerman, Representative, MCoy

Second: Darline Demosthene, Representative, Frontline

Status: The motion was carried with no objections

Meeting Adjourned at 8:04 p.m.

NEXT POLICY COUNCIL MEETING

December 21, 2017

1718 E. Michigan Street

Orlando, FL 32806

6:30 p.m.