



**Interoffice Memorandum**

October 18, 2018

**AGENDA ITEM**

TO: Mayor Teresa Jacobs  
-AND-  
Board of County Commissioners

THRU: Lonnie C. Bell, Jr., Director  
Family Services Department

FROM: Sonya L. Hill, Manager  
Head Start Division  
Contact: Khadija Pirzadeh (407) 836-8912  
Sonya Hill, (407) 836-7409

SUBJECT: **Consent Agenda Item – November 13, 2018**  
Filing of Head Start Policy Council Program Information and Updates  
for the Official County Record

The Head Start Division requests filing of the program information and updates and meeting minutes for the official county record:

Head Start Policy Council Program Information and Updates  
Head Start Policy Council Meeting Minutes

October 2018  
September 20, 2018

**ACTION REQUESTED:** Receipt and filing of Head Start Policy Council Program Information and Updates October 2018 and Head Start Policy Council Meeting Minutes September 20, 2018 for the official county record.

SH/kp  
Attachment

C: Randy Singh, Assistant County Administrator  
Cristina Berrios, Assistant County Attorney, County Attorney's Office  
John Petrelli, Director, Risk Management and Professional Standards  
Yolanda S. Brown, Manager, Fiscal Division, Family Services Department  
Jamilie Clemens, Grants Supervisor, Finance Division  
Patria Morales, Management & Budget Advisor, Office of Management and Budget



Lonnie C. Bell, Jr.  
Director, Family Services

Orange County Government

# HEAD START POLICY COUNCIL

## PROGRAM INFORMATION & UPDATES



Sonya L. Hill  
Head Start Division Manager



OCTOBER 2018

# POLICY COUNCIL

## TABLE OF CONTENTS

### October 18, 2018

POLICY COUNCIL FLYER	3
AGENDA	4
MINUTES of September 20, 2018	5-7
HEAD START BUDGET REPORT	
Budget Summary	8
Total Budget 2018/2019	
Admin	9
Education & Operations	10-11
USDA Admin	12
USDA Services	13
Training	14
Disabilities	15
Health /Dental	16
PFCE	17
VPK	
Credit Card Expenditures	
Line Item Budget Comparison	
USDA Budget Prep	
Object Code Quick Reference	
HR Report	24
Status of BCC Agend Items	25-29
Head Start Directors Report	30-36
Service Area Reports:	
Nutrition	37-39
Medical & Dental	40-45
PFCE	46
ERSEA	47-48
Education	49



**Orange County  
Family Services Department  
Head Start Division**



## **POLICY COUNCIL MEETING**

**Who: Policy Council Members**

**Date: THURSDAY, OCTOBER 18, 2018**

**Time: 6:30 p.m.**

**Location: Great Oaks Village Dining Hall  
1718 E. Michigan Street  
Orlando, FL 32806**

**Child Care Provided**  
Children's snacks provided

*Sandra Moore:  
407-836-8913 (8am-5pm)  
Email [Sandra.moore2@ocfl.net](mailto:Sandra.moore2@ocfl.net)*

**See you there!**



# AGENDA

Orange County Government • Policy Council Meeting  
GOV Dining Hal • 1718 East Michigan Street, Orlando, FL 32806  
October 18, 2018 6:30 p.m.

- 1. Call to Order – Chairperson**
- 2. Roll Call – Secretary**
  - **Confirm Quorum**
- 3. Adoption of Agenda**
- 4. Secretary Report**
  - a. Review of Minutes from September 20, 2018**
- 5. Budget Report**
- 6. HR Report**
- 7. Report of Board of County Commissioners Vote – Khadija Pirzadeh**
- 8. Head Start Division Manager's Report – Sonya Hill, Head Start Division Manager**
- 9. Commissioner/Commissioner's Liaison Report**
- 10. Service Area Reports:**
  - Nutrition, Health, PFCE, Education-Child Outcomes,**
- 11. New Business**
  - a. Executive Committee Vote**
- 12. Public Comment**
- 13. Adjourn**

# Head Start Budget Summary September 2018

## Head Start Budget Summary

Below is a statement of financial activity (or an expense sheet). This summarizes all the financial spending over a period of time. In the example below, we are looking at spending on a monthly basis. This report gives the council an understanding of Orange County Head Start's financial health. The accompanying reports are the details in which the summary is created.

Current Budget 2017 - 2018	OCT	NOV	DEC	JAN	FEB	MAR	APR	MAY	JUN	JULY	AUG	SEPT	ENCUMB	YTD	BALANCE	YTD
\$1,364,563	\$60,100	\$111,295	\$83,920	\$227,830	\$71,987	\$81,131	\$81,223	\$82,618	\$80,886	\$81,625	\$125,050	\$83,504	\$1,592	\$1,171,152	\$191,819	86%
\$9,953,131	\$641,625	\$1,138,410	\$657,027	\$1,331,760	\$777,452	\$165,685	\$58,031	\$826,095	\$589,179	\$596,162	\$811,751	\$842,297	\$44,283	\$9,847,995	\$375,097	96%
\$182,442	\$9,015	\$13,723	\$12,309	\$18,051	\$18,894	\$13,432	\$12,286	\$13,020	\$12,970	\$12,849	\$19,829	\$12,964	\$0	\$169,343	\$15,832	91%
\$1,607,682	\$12,150	\$78,671	\$198,254	\$124,439	\$94,470	\$156,628	\$78,910	\$134,023	\$188,010	\$36,958	\$59,369	\$26,314	\$215,985	\$1,188,197	\$366,213	79%
\$122,891	\$361	\$507	\$20,061	\$8,687	\$3,147	\$14,454	\$6,144	\$7,193	\$7,188	\$22,345	\$36,852	\$5,465	\$7,210	\$132,407	\$17,253	89%
\$480,952	\$17,493	\$28,762	\$28,746	\$37,600	\$26,574	\$29,434	\$26,349	\$31,344	\$28,543	\$30,194	\$55,605	\$24,823	\$116,519	\$365,468	\$43,966	92%
\$280,663	\$12,123	\$16,604	\$16,478	\$15,631	\$12,374	\$10,221	\$13,928	\$16,216	\$21,743	\$16,679	\$33,402	\$18,941	\$10,000	\$204,342	\$66,321	76%
\$1,553,252	\$79,443	\$109,663	\$114,881	\$171,582	\$119,373	\$127,536	\$113,889	\$114,454	\$113,207	\$112,452	\$159,332	\$118,151	\$0	\$1,453,962	\$104,290	93%

## Welcome

Welcome to Policy Council and your first budget report. As we end the 2017-2018 Fiscal Year, the report above reflects the final spending for 2017-2018. Tonight we will be reviewing definitions, explanations, accounting codes and other items to give you a better understanding of what the budget means.

### Total Budget for 2018-2019

Budget	Federal	Non-Federal	State	Local	Total
Head Start	\$13,225,608	\$3,306,401	\$0.00	\$0.00	\$16,532,009
USDA – Children's Childcare Food Program	\$2,004,520	\$11,788	\$0.00	\$0.00	\$2,016,308
Voluntary Pre-K Program (VPK)	\$0.00	\$0.00	\$1,318,960	\$0.00	\$1,318,960
Orange County Government	\$0.00	\$0.00	\$0.00	\$1,860,113	\$1,860,113
<b>Total</b>	<b>\$15,230,128</b>	<b>\$3,318,189</b>	<b>\$1,318,960</b>	<b>\$1,860,113</b>	<b>\$21,727,390</b>

- **Head Start Funds Awarded Annually.**
  - Year 4 of 5 on current grant
  - Must re-apply for grant 2019-2020
- **USDA – CCFP Program based on dollar amount, per meal, per-child at a percentage rate of 95% Attendance.**
  - Reimbursement Account
  - Child must consume meal to receive funding
  - \$11,788 match based on Management Costs to CCFP
- **Voluntary Pre-K Program – Calculated by # of Children times 540 hours per year, at VPK Rate**
  - $500 \text{ Children} \times 540 \text{ hours} \times \$4.54 =$
  - Reimbursement Account
  - Children must be enrolled in VPK to receive reimbursement
- **Orange County Government**
  - This is additional support to building, services etc.
  - Last resort use for Salaries
  - 2017-2018 – funded around \$998,000
  - County increased contribution by \$1,700,000

### Accounts

Head Start Administration	7009-062-7521
Head Start Education and Operations	7009-062-7522
Head Start Training	7009-062-7525
USDA Administration	7409-062-7523
USDA Operations	7409-062-7524
Head Start Disabilities	7009-062-7526
Head Start Health and Dental	7009-062-7527
Head Start Parent Community and Family Engagement	7009-062-7528
Voluntary Pre-Kindergarten	8290-062-7538
General Funds	0001-062-7529

### Example

Account	Department	Unit Area	Object Code
7009 (Head Start), 7409 (USDA), 8290 (VPK), 0001 (General Funds)	062 – Family Services	7521, 7522, 7523, 7524, 7525, 7526, 7527, 7528, 7529, 7538, 7529	XXXX

### Managers

7009-062-7521 – Administration – Sonya Hill & Sandra Ruff  
 7009-062-7522 – Education and Administration – Avis McWhite  
 7409-062-7523 – USDA Administration – Milagros Font & Daisy Flores  
 7409-062-7524 – USDA Operations – Milagros Font & Daisy Flores  
 7009-062-7525 – Training – Sonya Hill  
 7009-062-7526 - Disabilities – Avis McWhite  
 7009-062-7527 – Health and Dental – Milagros Font  
 7009-062-7528 – Parent Family and Community Engagement – Collette Thomas  
 8290-062-7538 – VPK – Avis McWhite  
 0001-062-7529 – General Funds – Sonya Hill & Sandra Ruff



7521 Head Start Administration																		
OBJECT	APPR	OBJECT NAME	CURRENT BUDGET	OCT	NOV	DEC	JAN	FEB	MAR	APR	MAY	JUN	JUL	AUG	SEP	PRE- ENCUMBERED	TOTAL YTD	% BUDGET
1120	9FA	REGULAR SALARIES and WAGES	852,875.00	45,221.45	59,040.14	59,631.42	89,203.21	50,261.55	52,181.60	55,808.17	55,854.76	56,241.00	56,149.83	89,206.90	59,648.00	.00	728,448.03	85.41
1130	9FA	OTHER SALARIES and WAGES	.00	.00	.00	2,175.33	3,312.16	2,210.19	1,126.74	1,266.00	1,266.00	300.04	1,222.96	696.30	1,474.89	.00	15,050.61	.00
1140	9FA	OVERTIME	7,000.00	594.97	97.80	357.76	.00	501.51	191.55	67.50	96.75	.00	879.69	930.97	205.59	.00	3,924.09	56.06
2110	9FA	FICA TAXES	65,245.00	3,322.26	4,284.64	4,501.78	6,677.14	3,818.79	3,839.34	4,098.12	4,103.94	4,050.45	4,181.37	6,536.38	4,416.67	.00	53,830.88	82.51
2120	9FA	RETIREMENT CONTRIBUTION	67,462.00	3,553.35	4,645.30	4,385.11	6,207.16	4,184.07	4,280.63	4,573.08	4,546.47	4,586.97	4,852.02	7,664.14	5,087.27	.00	58,565.57	86.81
2130	9FA	LIFE and HEALTH INSURANCE	187,000.00	7,408.29	9,879.48	9,613.56	14,519.48	9,490.50	10,154.70	10,824.02	10,824.02	11,386.24	11,386.24	17,091.63	11,394.42	.00	133,972.58	71.64
2131	9FA	HSA/FSA CONTRIBUTION	.00	.00	.00	.00	.00	.00	.00	.00	.00	.00	.00	.00	.00	.00	.00	.00
2200	9FA	PAYMENTS TO OPEB TRUST	8,959.00	.00	.00	.00	.00	.00	5,714.00	.00	.00	.00	.00	.00	.00	.00	5,714.00	63.78
3125	9FB	INDIRECT COSTS	106,329.00	.00	.00	.00	106,329.00	.00	.00	.00	.00	.00	.00	.00	.00	.00	106,329.00	100.00
3179	9FC	CONTRACT SVC EMPLOY AGENT	6,000.00	.00	.00	.00	.00	.00	1,495.59	1,763.58	2,022.94	2,204.48	881.80	345.80	.00	.00	8,714.19	145.24
3410	9FC	LOCAL TRAVEL	5,000.00	.00	.00	575.20	388.91	.00	984.21	406.43	445.89	294.11	26.64	421.16	136.82	.00	3,679.37	73.59
3510	9FC	POSTAGE and MESSENGER SVCS	250.00	.00	.00	.00	.00	4.33	.00	.00	6.42	.00	.00	.00	78.94	.00	89.69	35.88
3530	9FC	TOLL CHARGES	150.00	.00	.00	16.24	35.55	.00	58.16	1.64	30.53	17.99	.00	14.25	6.86	.00	181.22	120.81
3610	9FC	RENTAL OF EQUIPMENT	3,000.00	.00	237.23	474.46	237.23	.00	474.46	237.23	.00	235.57	235.57	235.57	235.57	.00	2,602.89	94.62
3720	9FC	COMMUNICATIONS	3,000.00	.00	.00	678.42	335.26	335.74	328.27	325.07	364.67	335.64	332.42	332.10	342.11	.00	3,709.70	123.66
3820	9FC	MAINTENANCE OF EQUIPMENT	3,500.00	.00	123.17	638.82	275.67	.00	266.31	202.95	.00	417.33	43.74	498.80	272.30	.00	2,739.09	117.02
3910	9FC	GRAPHIC REPROD SVCS	500.00	.00	.00	.00	.00	.00	.00	.00	.00	434.00	.00	.00	.00	.00	434.00	86.80
4010	9FC	DUES and MEMBERSHIPS	8,000.00	.00	6,144.00	.00	.00	450.00	.00	.00	2,625.00	.00	.00	139.00	205.00	.00	9,563.00	119.54
4020	9FC	BOOKS, COMPACT DISKS, VIDEOS, AND SUBSCRIPTIONS	2,000.00	.00	.00	.00	83.58	.00	.00	.00	.00	.00	.00	.00	.00	.00	83.58	4.18
4110	9FC	OFFICE SUPPLIES (NOT INCLUDING PRINTING)	3,500.00	.00	.00	566.63	65.85	535.80	24.87	1,461.27	205.32	119.05	29.61	178.03	.00	.00	3,186.43	91.04
4115	9FC	MISCELLANEOUS OPERATING SUPPLIES	750.00	.00	.00	.00	9.78	.00	.00	83.98	8.89	.00	49.17	.00	.00	.00	151.82	20.24
4120	9FC	SOFTWARE < \$1000	50.00	.00	.00	.00	.00	.00	.00	.00	.00	.00	.00	.00	.00	.00	.00	.00
4121	9FC	COMPUTER EQUIPMENT LESS THAN \$500	50.00	.00	.00	.00	.00	.00	10.56	.00	.00	.00	.00	.00	.00	.00	10.56	21.12
4123	9FC	EQUIPMENT LESS THAN \$1000	3,000.00	.00	.00	305.54	149.99	105.10	.00	.00	216.76	222.93	1,354.00	178.78	.00	.00	2,533.10	84.44
4412	9FC	PROMOTIONAL EXPENSES	500.00	.00	.00	.00	.00	.00	.00	.00	.00	.00	.00	.00	.00	.00	.00	.00
4418	9FC	EDUCATIONAL ASSISTANCE PROGRAM	2,500.00	.00	.00	.00	.00	.00	.00	.00	.00	.00	.00	.00	.00	.00	.00	.00
4422	9FC	SCHOLARSHIPS, AWARDS, BENEF	1,100.00	.00	.00	.00	.00	89.90	.00	104.00	.00	21.00	.00	580.35	.00	.00	795.25	72.30
4482	9FG	SELF INS-PROP CASUALTY	26,843.00	.00	26,843.00	.00	.00	.00	.00	.00	.00	.00	.00	.00	.00	.00	26,843.00	100.00
#####			60,100.32	111,294.76	83,920.27	227,829.97	71,987.48	81,130.99	81,223.04	82,618.36	80,866.80	81,625.06	125,050.16	83,504.44	.00	1,592.13	1,171,151.65	85.94

7522- Education and Operations																	PRE-	ENCUMB	TOTAL	%
OBJECT	APPR	OBJECT NAME	CURRENT BUDGET	OCT	NOV	DEC	JAN	FEB	MAR	APR	MAY	JUN	JUL	AUG	SEP	ENCUMBER	ERED	YTD	BALANCE	BUDGET
1120	9FE	REGULAR SALARIES and WAGES	5,871,915.00	432,103.05	599,084.38	425,715.83	825,604.98	487,096.45	418,347.94	565,911.96	539,907.88	356,605.87	286,101.57	480,612.66	537,664.25	.00	.00	5,954,756.82	-82,841.82	101.41
1130	9FE	OTHER SALARIES and WAGES	50,000.00	9,858.04	14,970.49	8,372.56	8,558.10	8,067.05	6,535.54	9,006.93	8,842.47	4,333.06	2,363.16	12,716.49	11,350.29	.00	.00	104,974.18	-54,974.18	209.95
1140	9FE	OVERTIME	10,000.00	2,113.76	1,838.14	1,968.60	1,669.12	2,548.59	1,142.67	2,105.62	2,070.47	926.63	1,085.56	802.51	2,582.52	.00	.00	20,854.19	-10,854.19	208.54
2110	9FE	FICA TAXES	453,791.00	32,479.35	45,174.55	31,852.24	61,136.49	36,268.27	30,795.82	41,993.80	40,080.00	26,074.93	20,240.58	35,142.14	40,294.39	.00	.00	441,532.56	12,258.44	97.30
2120	9FE	RETIREMENT CONTRIBUTION	470,043.00	34,847.69	48,040.40	34,399.47	66,629.98	39,527.93	33,963.30	46,087.22	43,870.06	28,903.70	23,886.35	40,039.14	45,469.12	.00	.00	485,664.36	-15,621.36	103.32
2130	9FE	LIFE and HEALTH INSURANCE	2,058,400.00	103,443.30	139,085.93	103,261.42	227,588.97	130,622.67	115,723.31	146,528.43	138,538.39	109,267.31	131,259.60	187,568.44	132,600.15	.00	.00	1,665,487.92	392,912.08	80.91
2131	9FE	HSA/FSA CONTRIBUTION	.00	.00	.00	.00	.00	.00	.00	.00	.00	.00	.00	.00	.00	.00	.00	.00	.00	.00
2150	9FE	UNEMPLOYMENT COMPENSATION	7,000.00	.00	.00	.00	.00	.00	.00	.00	.00	1,925.00	.00	1,770.73	.00	.00	.00	3,695.73	3,304.27	52.80
2200	9FE	PAYMENTS TO OPEB TRUST	108,996.00	.00	.00	.00	.00	.00	83,802.00	.00	.00	.00	.00	.00	.00	.00	.00	83,802.00	25,194.00	76.89
		PAYMENTS TO OTHER																		
3167	9FF	GOVERNMENTAL AGENCIES	8,000.00	.00	420.00	540.00	636.00	870.28	1,180.14	940.40	162.00	188.39	212.53	176.00	540.39	.00	6,160.00	5,866.13	-4,026.13	150.33
3170	9FF	JANITORIAL SVC and SUPPLY	25,000.00	1,295.46	647.73	1,005.70	1,005.70	647.73	1,363.67	1,005.70	647.73	3,040.87	1,305.25	1,005.70	357.97	.00	.00	13,329.21	11,670.79	53.32
3179	9FF	CONTRACT SVC EMPLOY AGENT	4,999.00	.00	.00	.00	.00	.00	.00	.00	.00	.00	.00	.00	.00	.00	2,872.80	.00	2,126.20	57.47
3185	9FF	CONTRACT SVC-TRAINING	5,000.00	.00	.00	.00	.00	.00	.00	.00	.00	.00	.00	.00	.00	.00	.00	.00	5,000.00	.00
3192	9FF	SOFTWARE LICENSING SUPPORT	42,390.00	.00	.00	.00	.00	17,392.94	23,568.00	.00	.00	.00	.00	.00	.00	.00	.00	40,960.94	1,429.06	96.63
3195	9FF	CONTRACT SERVICES MEDICAL	1,700.00	.00	.00	.00	.00	.00	.00	.00	.00	.00	.00	.00	.00	.00	.00	.00	1,700.00	.00
		CONTRACTUAL SERVICES NOT																		
3197	9FF	OTHERWISE SPECIFIED	16,442.00	.00	.00	510.00	.00	182.85	.00	.00	3,146.85	2,175.00	3,837.00	312.85	5,414.00	.00	7,928.85	15,578.55	-7,065.40	142.97
3350	9FF	OTHER INSURANCE and BONDS	11,000.00	.00	12,119.00	.00	.00	.00	.00	.00	.00	.00	.00	.00	.00	.00	.00	12,119.00	-1,119.00	110.17
3410	9FF	LOCAL TRAVEL	10,000.00	.00	.00	1,260.33	575.41	.00	1,756.32	335.92	1,515.63	777.96	20.00	695.70	680.22	.00	.00	7,617.49	2,382.51	76.17
3520	9FF	MOVING EXPENSE-CO ASSETS	3,000.00	.00	.00	.00	.00	.00	.00	.00	.00	3,024.00	5,216.00	3,408.00	1,216.00	.00	.00	12,864.00	-9,864.00	428.80
3530	9FF	TOLL CHARGES	1,500.00	.00	.00	235.03	136.86	.00	221.99	79.55	199.24	149.52	.00	156.64	188.29	.00	.00	1,367.12	132.88	91.14
3610	9FF	RENTAL OF EQUIPMENT	40,000.00	.00	4,632.57	8,153.81	4,699.47	4,462.24	4,936.70	4,475.05	4,686.66	4,697.81	1,738.59	9,398.52	6,039.38	.00	235.57	57,920.80	-18,156.37	145.39
3620	9FF	LEASES-BUILDINGS/STRUCTURES	263,356.00	20,553.40	10,276.70	10,376.70	104,599.75	10,176.70	10,276.70	10,276.70	10,276.70	10,276.70	104,619.74	10,276.70	.00	.00	.00	311,986.49	-48,630.49	118.47
3710	9FF	UTILITIES	30,000.00	1,678.74	1,969.31	2,109.25	1,324.15	1,982.59	2,327.80	1,929.37	1,422.83	2,181.03	2,562.91	2,720.54	2,010.98	.00	.00	24,219.50	5,780.50	80.73
3720	9FF	COMMUNICATIONS	30,000.00	700.13	504.90	3,090.82	1,733.59	1,571.85	1,827.74	6,247.68	2,289.70	2,466.24	2,152.81	2,375.84	2,347.96	.00	.00	27,309.26	2,690.74	91.03
		MAINTENANCE OF BUILDINGS,																		
3810	9FF	IMPROVEMENTS, AND GROUNDS	50,000.00	677.50	338.75	338.75	338.75	10,676.09	338.75	3,950.02	338.75	851.21	963.75	338.75	3,587.33	.00	.00	22,738.40	27,261.60	45.48
3820	9FF	MAINTENANCE OF EQUIPMENT	25,000.00	.00	1,185.23	2,147.87	1,405.15	2,963.69	3,281.30	2,176.91	1,866.09	1,452.55	1,333.08	2,910.34	2,505.85	.00	7,547.38	23,228.06	-5,775.44	123.10
		MAINTENANCE OF COMPUTER																		
3823	9FF	EQUIPMENT	50.00	.00	.00	.00	.00	.00	.00	.00	.00	.00	.00	.00	5,460.00	.00	.00	5,460.00	-5,410.00	10,920.00
		INTERNAL FLEET MANAGEMENT																		
3825	9FD	CHARGES	20,145.00	.00	374.26	293.95	2,201.09	456.74	339.72	2,095.39	930.80	-98.70	1,881.93	.00	1,020.26	.00	.00	9,495.44	10,649.56	47.14
3910	9FF	GRAPHIC REPROD SVCS	1,500.00	.00	.00	.00	.00	.00	.00	.00	.00	.00	.00	.00	.00	.00	.00	.00	1,500.00	.00
		BOOKS, COMPACT DISKS, VIDEOS,																		
4020	9FF	AND SUBSCRIPTIONS	3,500.00	.00	.00	.00	.00	2,037.15	.00	.00	.00	1,622.93	.00	1,431.74	681.32	.00	.00	5,773.14	-2,273.14	164.95
4040	9FF	LICENSE AND CERTIFICATION FEES	1,000.00	.00	.00	100.00	100.00	.00	629.88	.00	.00	1,650.00	1,525.00	300.00	-1,400.00	.00	.00	2,904.88	-1,904.88	290.49
		OFFICE SUPPLIES (NOT INCLUDING																		
4110	9FF	PRINTING)	29,300.00	.00	.00	.00	1,600.91	4,043.69	2,450.47	.00	2,041.70	1,559.40	1,382.90	3,345.49	9,211.12	.00	.00	25,635.68	3,664.32	87.49
		MISCELLANEOUS OPERATING																		
4115	9FF	SUPPLIES	70,000.00	.00	.00	304.64	1,677.47	307.19	1,068.15	1,742.26	1,713.33	3,753.49	802.58	968.21	1,796.74	.00	.00	14,134.06	55,865.94	20.19
4116	9FF	EVENT/MEAL REIMBURSEMENTS	8,500.00	.00	.00	393.30	.00	654.30	148.46	324.05	18.16	.00	205.17	.00	103.59	.00	.00	1,847.03	6,652.97	21.73
4120	9FF	SOFTWARE < \$1000	6,902.00	.00	.00	.00	.00	.00	.00	.00	.00	.00	.00	.00	.00	.00	.00	.00	6,902.00	.00
		COMPUTER EQUIPMENT LESS THAN																		
4121	9FF	\$500	5,000.00	.00	.00	413.08	.00	102.00	3,232.00	.00	.00	.00	.00	.00	1,152.00	.00	.00	4,899.08	100.92	97.98
4123	9FF	EQUIPMENT LESS THAN \$1000	19,800.00	.00	.00	2,241.52	.00	272.46	421.89	13,371.66	199.00	667.50	50.39	.00	.00	.00	2,340.00	17,224.42	235.58	98.81
4135	9FF	FOODandDIETARY	150,000.00	.00	3,461.48	16,692.16	12,836.50	12,020.47	14,963.91	7,830.31	13,985.36	18,250.95	3,613.52	6,887.02	2,349.63	.00	13,703.00	112,891.31	23,405.69	84.40
4175	9FF	CLOTHING AND WEARING APPAREL	100.00	.00	.00	.00	.00	.00	.00	.00	.00	.00	.00	.00	144.90	.00	.00	144.90	-44.90	144.90
4195	9FF	MISC SUPPLIES OR EXPENSES	1,000.00	.00	.00	.00	.00	.00	.00	.00	.00	548.00	.00	.00	.00	.00	.00	548.00	452.00	54.80
4412	9FF	PROMOTIONAL EXPENSES	2,000.00	.00	.00	.00	.00	.00	.00	.00	1,460.61	1,034.97	.00	517.00	.00	.00	.00	3,012.58	-1,012.58	150.63
4418	9FF	EDUCATIONAL ASSISTANCE	19,452.00	1,875.00	1,220.40	1,250.00	810.78	2,500.00	276.15	1,250.00	652.83	.00	1,250.00	.00	-111.70	.00	.00	10,973.46	8,478.54	56.41
4440	9FF	IMPROVEMTS TO NON-COUNTY	6,000.00	.00	.00	.00	.00	.00	.00	.00	.00	.00	.00	.00	.00	.00	.00	.00	6,000.00	.00
4450	9FF	PARENT ACTIVITY FUND	100.00	.00	.00	.00	.00	.00	.00	.00	.00	.00	.00	.00	.00	.00	.00	.00	100.00	.00
4452	9FN	FIELD TRIPS-HEAD START	15,360.00	.00	.00	.00	.00	.00	.00	.00	.00	873.00	.00	360.00	.00	.00	.00	1,233.00	14,127.00	8.03
4482	9FD	SELF INS-PROP CASUALTY	253,066.00	.00	253,066.00	.00	.00	.00	.00	.00	.00	.00	.00	.00	.00	.00	.00	253,066.00	.00	100.00
6310	9FD	STRUCT and FAC OTH TH BLDGS	1.00	.00	.00	.00	.00	.00	.00	.00	.00	.00	.00	.00	.00	.00	.00	.00	1.00	.00
6410	9FD	EQUIPMENT	10,000.00	.00	.00	.00	4,890.65	.00	.00	.00	1,785.00	.00	.00	.00	.00	.00	.00	6,675.65	3,324.35	66.76
6420	9FD	ROLLING STOCK	33,067.00	.00	.00	.00	.00	.00	.00	.00	.00	.00	.00	30,048.83	.00	.00	.00	30,048.83	3,018.17	90.87
6438	9FD	COMPUTER EQUIPMENT > \$500	1,000.00	.00	.00	.00	.00	.00	1,650.00	.00	.00	.00	.00	.00	.00	.00	.00	1,650.00	-650.00	165.00
6440	9FD	SOFTWARE	7,000.00	.00	.00	.00	.00	.00	.00	.00	3,447.00	.00	-3,447.00	3,504.00	-3,504.00	.00	.00	.00	7,000.00	.00
8610	9FL	AID TO PRIVATE ORGANIZATIONS	6,000.00	.00	.00	.00	.00	.00	.00	.00	.00	.00	.00	2,010.00	495.00	.00	3,495.00	2,505.00	.00	100.00
			10,267,375.00	641,625.42	1,138,410.22	657,027.03	1													

**FAMILY SERVICES MONTHLY EXPENSE REPORT THROUGH SEPTEMBER 30, 2018: FUND: 7408 DEPT: 062 UNIT: 7523 [USDA ADMIN]**

OBJ	APR	OBJECT NAME	CURRENT BUDGET	OCT	NOV	DEC	JAN	FEB	MAR	APR	MAY	JUN	JUL	AUG	SEP	PRE-ENC AMOUNT	ENC AMOUNT	TOTAL YTD	BALANCE	% BUDGET USED YTD
1120	9FQ	REGULAR SALARIES and WAGES	118,640.00	6,768.40	9,128.00	9,128.00	13,388.90	9,128.00	8,776.41	9,128.00	9,128.00	9,128.00	9,128.00	13,692.00	9,128.00	.00	.00	115,649.71	2,990.29	97.48
1140	9FQ	OVERTIME	1,500.00	89.61	.00	129.90	.00	207.84	.00	.00	.00	.00	.00	122.11	.00	.00	.00	549.46	950.54	36.63
2110	9FQ	FICA TAXES	9,191.00	505.54	672.81	682.76	981.04	685.36	642.59	669.49	635.97	635.99	635.97	963.31	635.98	.00	.00	8,346.81	844.19	90.82
2120	9FQ	RETIREMENT CONTRIBUTION	9,503.00	543.15	722.94	733.23	1,060.41	739.40	695.10	722.94	722.94	722.94	753.98	1,141.06	753.98	.00	.00	9,312.07	190.93	97.99
2130	9FQ	LIFE and HEALTH INSURANCE	33,000.00	1,108.09	1,477.78	1,477.78	2,385.18	1,590.12	1,590.12	1,590.12	2,331.46	2,331.46	2,331.46	3,497.19	2,331.46	.00	.00	24,042.22	8,957.78	72.86
2200	9FQ	PAYMENTS TO OPEB TRUST	1,497.00	.00	.00	.00	.00	.00	1,440.00	.00	.00	.00	.00	.00	.00	.00	.00	1,440.00	57.00	96.19
		<b>SALARIES</b>	173,331.00	9,014.79	12,001.53	12,151.67	17,815.53	12,350.72	13,144.22	12,110.55	12,818.37	12,818.39	12,849.41	19,415.67	12,849.42	.00	.00	159,340.27	13,990.73	91.93
3125	9FP	INDIRECT COSTS	6,543.00	.00	.00	.00	.00	6,543.00	.00	.00	.00	.00	.00	.00	.00	.00	.00	6,543.00	.00	100.00
3410	9FR	LOCAL TRAVEL	1,000.00	.00	.00	157.71	235.76	.00	271.99	175.33	201.72	152.23	.00	132.52	114.12	.00	.00	1,441.38	-441.38	144.14
3530	9FR	TOLL CHARGES	30.00	.00	.00	.00	.00	.00	.00	.00	.00	.00	.00	.00	.00	.00	.00	.00	30.00	.00
3820	9FR	MAINTENANCE OF EQUIPMENT	50.00	.00	.00	.00	.00	.00	.00	.00	.00	.00	.00	.00	.00	.00	.00	.00	50.00	.00
4110	9FR	OFFICE SUPPLIES (NOT INCLUDING PRINTING)	1,500.00	.00	.00	.00	.00	.00	15.99	.00	.00	.00	.00	281.16	.00	.00	.00	297.15	1,202.85	19.81
4418	9FR	EDUCATIONAL ASSISTANCE PROGRAM	1,000.00	.00	.00	.00	.00	.00	.00	.00	.00	.00	.00	.00	.00	.00	.00	.00	1,000.00	.00
4482	9FS	SELF INS-PROP CASUALTY	1,721.00	.00	1,721.00	.00	.00	.00	.00	.00	.00	.00	.00	.00	.00	.00	.00	1,721.00	.00	100.00
		<b>OPERATIONS</b>	11,844.00	.00	1,721.00	157.71	235.76	6,543.00	287.98	175.33	201.72	152.23	.00	413.68	114.12	.00	.00	10,002.53	1,841.47	84.45
		<b>TOTAL UNIT 7523</b>	185,175.00	9,014.79	13,722.53	12,309.38	18,051.29	18,893.72	13,432.20	12,285.88	13,020.09	12,970.62	12,849.41	19,829.35	12,963.54	.00	.00	169,342.80	15,832.20	91.45

**FAMILY SERVICES MONTHLY EXPENSE REPORT THROUGH SEPTEMBER 30, 2018: FUND: 7408 DEPT: 062 UNIT: 7524 [ USDA SERVICES]**

OBJ	APR	OBJECT NAME	CURRENT BUDGET	OCT	NOV	DEC	JAN	FEB	MAR	APR	MAY	JUN	JUL	AUG	SEP	PRE-ENC AMOUNT	ENC AMOUNT	TOTAL YTD	BALANCE	% BUDGET USED YTD
1120	9FT	REGULAR SALARIES and WAGES	168,185.00	8,033.45	10,796.45	10,759.31	15,980.65	11,581.43	10,689.84	10,919.80	11,006.27	6,296.04	1,217.42	9,306.74	10,919.80	.00	.00	117,507.20	50,677.80	70%
2110	9FT	FICA TAXES	12,866.00	568.56	764.59	761.74	1,125.45	821.26	753.08	770.67	777.27	422.07	65.11	601.51	749.36	.00	.00	8,180.67	4,685.33	64%
2120	9FT	RETIREMENT CONTRIBUTION	13,303.00	636.26	855.11	852.17	1,265.72	917.26	846.67	864.88	871.71	498.66	100.56	768.72	901.94	.00	.00	9,379.66	3,923.34	71%
2130	9FT	LIFE and HEALTH INSURANCE	77,000.00	2,912.11	3,883.06	3,883.06	6,280.23	4,187.06	4,187.06	4,187.06	4,187.06	4,187.06	4,187.06	6,280.59	4,187.06	.00	.00	52,548.47	24,451.53	68%
2131	9FT	HSA/FSA CONTRIBUTION	.00	.00	.00	.00	.00	.00	.00	.00	.00	.00	.00	.00	.00	.00	.00	.00	.00	0%
2200	9FT	PAYMENTS TO OPEB TRUST	3,992.00	.00	.00	.00	.00	.00	2,880.00	.00	.00	.00	.00	.00	.00	.00	.00	2,880.00	1,112.00	72%
		<b>SALARIES</b>	275,346.00	12,150.38	16,299.21	16,256.28	24,652.05	17,507.01	19,356.65	16,742.41	16,842.31	11,403.83	5,570.15	16,957.56	16,758.16	.00	.00	190,496.00	84,850.00	69%
3170	9FU	JANITORIAL SVC and SUPPLY	3,000.00	.00	.00	1,559.90	.00	.00	.00	.00	.00	.00	.00	.00	.00	.00	.00	1,559.90	1,440.10	52%
3197	9FU	CONTRACTUAL SERVICES NOT OTHERWISE SPECIFIED	6,000.00	.00	.00	.00	.00	.00	.00	.00	.00	.00	.00	.00	.00	.00	.00	.00	6,000.00	0%
4115	9FU	MISCELLANEOUS OPERATING SUPPLIES	19,000.00	.00	.00	6,469.36	8.94	.00	.00	92.63	1,076.72	.00	104.86	.00	.00	.00	.00	7,752.51	11,247.49	41%
4130	9FU	SUPPLIES	6,041.00	.00	.00	.00	145.19	71.64	.00	.00	1,146.45	.00	82.80	.00	1,350.43	.00	.00	2,796.51	3,244.49	46%
4135	9FU	FOODandDIETARY	1,441,873.00	.00	48,235.39	173,968.45	99,633.09	76,891.62	137,271.39	62,075.11	111,087.80	176,606.17	31,200.40	42,411.89	8,205.02	.00	215,985.42	967,586.33	258,301.25	82%
4482	9FS	SELF INS-PROP CASUALTY	14,136.00	.00	14,136.00	.00	.00	.00	.00	.00	.00	.00	.00	.00	.00	.00	.00	14,136.00	.00	100%
6410	9FZ	EQUIPMENT	5,000.00	.00	.00	.00	.00	.00	.00	.00	3,870.00	.00	.00	.00	.00	.00	.00	3,870.00	1,130.00	77%
		<b>OPERATIONS</b>	1,495,050.00	.00	62,371.39	181,997.71	99,787.22	76,963.26	137,271.39	62,167.74	117,180.97	176,606.17	31,388.06	42,411.89	9,555.45	.00	215,985.42	997,701.25	281,363.33	81%
		<b>TOTAL UNIT 7524</b>	1,770,396.00	12,150.38	78,670.60	198,253.99	124,439.27	94,470.27	156,628.04	78,910.15	134,023.28	188,010.00	36,958.21	59,369.45	26,313.61	.00	215,985.42	1,188,197.25	366,213.33	79%

## 7525 TRAINING

OBJECT	APPR	OBJECT NAME	CURRENT BUDGET	OCT	NOV	DEC	JAN	FEB	MAR	APR	MAY	JUN	JUL	AUG	SEP	PRE- ENCUMBE RED AMOUNT	ENCUMBER ED AMOUNT	TOTAL YTD	BALANCE	% BUDGET USED YTD
3185	9FH	CONTRACT SVC-TRAINING	13,500.00	.00	.00	15,400.00	.00	.00	12,125.00	.00	715.89	.00	13,050.00	23,710.00	-4,210.00	.00	7,210.00	60,790.89	-54,500.89	503.71
3420	9FH	OUT OF COUNTY TRAVEL	36,400.00	561.40	507.00	1,521.48	5,181.35	2,722.40	633.64	3,644.35	385.71	5,021.59	3,350.94	7,181.07	803.62	.00	.00	31,514.55	4,885.45	86.58
3610	9FH	RENTAL OF EQUIPMENT	2,000.00	.00	.00	.00	.00	.00	.00	.00	.00	.00	.00	.00	1,970.00	.00	.00	1,970.00	30.00	98.50
3620	9FH	LEASES-BUILDINGS/STRUCTURES	2,000.00	.00	.00	.00	.00	.00	.00	.00	.00	.00	4,880.00	.00	.00	.00	.00	4,880.00	-2,880.00	244.00
3910	9FH	GRAPHIC REPROD SVCS	2,000.00	.00	.00	.00	.00	.00	.00	.00	.00	.00	.00	.00	.00	.00	.00	.00	2,000.00	.00
4020	9FH	BOOKS, COMPACT DISKS, VIDEOS, AND SUBSCRIPTIONS	1,000.00	.00	.00	.00	.00	.00	.00	.00	.00	.00	.00	.00	.00	.00	.00	.00	1,000.00	.00
4030	9FH	TRAINING AND EDUCATIONAL COST	92,379.00	-125.00	.00	2,444.00	3,506.00	.00	1,695.00	2,725.00	4,485.00	1,824.00	975.00	5,556.00	2,813.56	.00	.00	25,898.56	66,480.44	28.04
4040	9FH	LICENSE AND CERTIFICATION FEES OFFICE SUPPLIES (NOT INCLUDING PRINTING)	1,500.00	-75.00	.00	350.00	.00	425.00	.00	-225.00	275.00	.00	.00	405.00	1,700.00	.00	.00	2,855.00	-1,355.00	190.33
4110	9FH	MISCELLANEOUS OPERATING SUPPLIES EVENT/MEAL REIMBURSEMENTS	1,591.00	.00	.00	.00	.00	.00	.00	.00	1,331.85	.00	.00	.00	2,387.32	.00	.00	3,719.17	-2,128.17	233.76
4116	9FH	EDUCATIONAL ASSISTANCE PROGRAM	2,000.00	.00	.00	345.78	.00	.00	.00	.00	.00	342.82	89.74	.00	.00	.00	.00	778.34	1,221.66	38.92
4418	9FH		1,000.00	.00	.00	.00	.00	.00	.00	.00	.00	.00	.00	.00	.00	.00	.00	.00	1,000.00	.00
			156,870.00	361.40	507.00	20,061.26	8,687.35	3,147.40	14,453.64	6,144.35	7,193.45	7,188.41	22,345.68	36,852.07	5,464.50	.00	7,210.00	132,406.51	17,253.49	89.00

			7526 DISABILITIES													PRE- ENCUMBER		TOTAL	% BUDGET	
OBJECT	APPR	OBJECT NAME	CURRENT BUDGET	OCT	NOV	DEC	JAN	FEB	MAR	APR	MAY	JUN	JUL	AUG	SEP	ENCUM	ED	YTD	BALANCE	USED YTD
1120	9FI	REGULAR SALARIES and WAGES	209,068.00	12,656.00	16,372.25	18,841.53	24,513.82	17,067.20	16,593.27	16,985.20	17,067.20	17,067.20	16,955.19	25,600.80	17,067.20	.00	.00	216,786.86	-7,718.86	103.69
1140	9FI	OVERTIME	.00	.00	.00	.00	.00	.00	.00	.00	.00	.00	611.75	.00	.00	.00	.00	611.75	-611.75	.00
2110	9FI	FICA TAXES	15,994.00	860.60	1,109.03	1,297.96	1,646.20	1,152.91	1,116.62	1,146.64	1,152.90	1,152.90	1,191.12	1,729.37	1,152.91	.00	.00	14,709.16	1,284.84	91.97
2120	9FI	RETIREMENT CONTRIBUTION	16,537.00	1,002.36	1,296.68	1,492.25	1,941.48	1,351.72	1,314.18	1,345.22	1,351.72	1,351.72	1,451.04	2,114.61	1,409.74	.00	.00	17,422.72	-885.72	105.36
2130	9FI	LIFE and HEALTH INSURANCE	69,000.00	2,974.43	3,966.40	3,966.40	6,409.11	4,272.74	4,272.74	4,272.74	4,272.74	4,272.74	4,272.74	6,409.11	4,272.74	.00	.00	53,634.63	15,365.37	77.73
2131	9FI	HSA/FSA CONTRIBUTION	.00	.00	.00	.00	.00	.00	.00	.00	.00	.00	.00	.00	.00	.00	.00	.00	.00	.00
2200	9FI	PAYMENTS TO OPEB TRUST	2,488.00	.00	.00	.00	.00	.00	1,524.00	.00	.00	.00	.00	.00	.00	.00	.00	1,524.00	964.00	61.25
3195	9FK	CONTRACT SERVICES MEDICAL	171,375.00	.00	428.00	2,650.00	2,762.00	2,570.00	3,672.00	2,305.00	6,826.00	3,716.00	5,498.00	7,846.00	299.00	.00	93,266.00	38,572.00	39,537.00	76.93
3275	9FK	MEDICAL SVCS	5,000.00	.00	.00	.00	.00	.00	.00	.00	.00	.00	.00	.00	.00	.00	.00	.00	.00	.00
3410	9FK	LOCAL TRAVEL	4,100.00	.00	.00	212.18	185.48	.00	499.57	62.93	381.23	259.04	.00	290.92	393.39	.00	.00	2,284.74	1,815.26	55.73
3530	9FK	TOLL CHARGES	250.00	.00	.00	2.18	8.88	.00	13.64	.00	10.91	11.99	.00	9.82	13.41	.00	.00	70.83	179.17	28.33
3720	9FK	COMMUNICATIONS	2,100.00	.00	.00	266.08	133.04	133.44	162.63	191.20	211.40	211.40	214.52	214.32	214.32	.00	.00	1,952.35	147.65	92.97
4020	9FK	BOOKS, COMPACT DISKS, VIDEOS, AND SUBSCRIPTIONS	500.00	.00	.00	.00	.00	.00	.00	.00	.00	500.00	.00	.00	.00	.00	.00	500.00	.00	100.00
4110	9FK	OFFICE SUPPLIES (NOT INCLUDING PRINTING)	1,700.00	.00	.00	17.10	.00	25.99	265.10	.00	70.69	.00	.00	.00	.00	.00	.00	378.88	1,321.12	22.29
4115	9FK	MISCELLANEOUS OPERATING SUPPLIES	1,250.00	.00	.00	.00	.00	.00	.00	39.96	.00	.00	.00	11,389.78	.00	.00	3,774.00	11,429.74	-13,953.74	1,216.30
4123	9FK	EQUIPMENT LESS THAN \$1000	20,000.00	.00	.00	.00	.00	.00	.00	.00	.00	.00	.00	.00	.00	.00	.00	19,478.57	521.43	97.39
4418	9FK	EDUCATIONAL ASSISTANCE PROGRAM	1,000.00	.00	.00	.00	.00	.00	.00	.00	.00	.00	.00	.00	.00	.00	.00	.00	1,000.00	.00
4482	9FK	SELF INS-PROP CASUALTY	5,590.00	.00	5,590.00	.00	.00	.00	.00	.00	.00	.00	.00	.00	.00	.00	.00	5,590.00	.00	100.00
			525,952.00	17,493.39	28,762.36	28,745.68	37,600.01	26,574.00	29,433.75	26,348.89	31,344.79	28,542.99	30,194.36	55,604.73	24,822.71	.00	116,518.57	365,467.66	43,965.77	91.64

## 7527 - HEALTH AND DENTAL

OBJECT	APPR	OBJECT NAME	CURRENT BUDGET													PRE- ENCUMB ERED	ENCUMBE RED	TOTAL YTD	BALANCE	% BUDGET USED YTD
				OCT	NOV	DEC	JAN	FEB	MAR	APR	MAY	JUN	JUL	AUG	SEP	AMOUNT	AMOUNT			
1120	9FV	REGULAR SALARIES and WAGES	158,717.00	8,872.16	12,209.47	11,529.81	11,141.76	8,831.79	6,593.20	8,261.56	12,063.73	12,052.55	12,080.26	18,241.63	12,244.80	.00	.00	134,122.72	24,594.28	84.50
1140	9FV	OVERTIME	.00	.00	.00	141.36	64.26	270.44	.00	.00	103.92	.00	233.21	1,988.59	467.26	.00	.00	3,269.04	-3,269.04	.00
2110	9FV	FICA TAXES	12,141.00	645.03	889.12	850.07	819.73	675.34	483.41	611.04	905.50	896.73	916.67	1,509.64	947.16	.00	.00	10,149.44	1,991.56	83.60
2120	9FV	RETIREMENT CONTRIBUTION	11,405.00	702.68	967.00	811.90	887.53	720.89	522.19	654.32	963.69	954.58	1,017.08	1,671.02	1,050.01	.00	.00	10,922.89	482.11	95.77
2130	9FV	LIFE and HEALTH INSURANCE	44,000.00	1,903.60	2,538.49	2,085.00	2,370.11	1,227.84	1,227.90	1,227.90	1,813.98	1,813.98	1,813.98	2,720.97	1,813.98	.00	.00	22,557.73	21,442.27	51.27
2200	9FV	PAYMENTS TO OPEB TRUST	1,150.00	.00	.00	.00	.00	.00	1,143.00	.00	.00	.00	.00	.00	.00	.00	.00	1,143.00	7.00	99.39
3179	9FW	CONTRACT SVC EMPLOY AGENT	7,000.00	.00	.00	.00	.00	.00	.00	.00	.00	.00	.00	.00	.00	.00	.00	.00	7,000.00	.00
3195	9FW	CONTRACT SERVICES MEDICAL	20,900.00	.00	.00	.00	.00	.00	.00	.00	.00	.00	.00	.00	.00	.00	10,000.00	.00	10,900.00	47.85
3410	9FW	LOCAL TRAVEL	1,200.00	.00	.00	129.45	244.61	.00	76.81	34.22	23.54	71.29	.00	.00	162.25	.00	.00	742.17	457.83	61.85
3530	9FW	TOLL CHARGES	250.00	.00	.00	.00	2.73	.00	.00	.00	.00	12.56	.00	.00	.00	.00	.00	15.29	234.71	6.12
3720	9FW	COMMUNICATIONS	4,750.00	.00	.00	299.55	99.78	120.34	114.26	110.75	131.90	161.82	176.38	176.14	165.23	.00	.00	1,556.15	3,193.85	32.76
4110	9FW	OFFICE SUPPLIES (NOT INCLUDING PRINTING)	1,000.00	.00	.00	.00	.00	.00	.00	90.70	139.80	.00	.00	383.36	145.04	.00	.00	758.90	241.10	75.89
4115	9FW	MISCELLANEOUS OPERATING SUPPLIES	1,000.00	.00	.00	.00	.00	.00	60.00	1,179.90	71.80	5,779.50	441.68	5,228.60	607.66	.00	.00	13,369.14	-12,369.14	1,336.91
4121	9FW	COMPUTER EQUIPMENT LESS THAN \$500	50.00	.00	.00	.00	.00	440.00	.00	440.00	.00	.00	.00	.00	.00	.00	.00	880.00	-830.00	1,760.00
4123	9FW	EQUIPMENT LESS THAN \$1000	1,000.00	.00	.00	630.88	.00	.00	.00	.00	.00	.00	.00	109.99	.00	.00	.00	740.87	259.13	74.09
4139	9FW	MEDICINESandDRUGS	100.00	.00	.00	.00	.00	87.00	.00	.00	.00	.00	.00	.00	.00	.00	.00	87.00	13.00	87.00
4143	9FW	MEDandSURG SUPPLIES	15,000.00	.00	.00	.00	.00	.00	.00	1,317.65	.00	.00	.00	1,372.40	1,337.30	.00	.00	4,027.35	10,972.65	26.85
4418	9FW	EDUCATIONAL ASSISTANCE PROGRAM	500.00	.00	.00	.00	.00	.00	.00	.00	.00	.00	.00	.00	.00	.00	.00	.00	500.00	.00
4450	9FW	PARENT ACTIVITY FUND	500.00	.00	.00	.00	.00	.00	.00	.00	.00	.00	.00	.00	.00	.00	.00	.00	500.00	.00
			280,663.00	12,123.47	16,604.08	16,478.02	15,630.51	12,373.64	10,220.77	13,928.04	16,217.86	21,743.01	16,679.26	33,402.34	18,940.69	.00	10,000.00	204,341.69	66,321.31	76.37

## 7528 - PARENT FAMILY AND COMMUNITY ENGAGEMENT

OBJECT	APPR	OBJECT NAME	CURRENT BUDGET	OCT	NOV	DEC	JAN	FEB	MAR	APR	MAY	JUN	JUL	AUG	SEP	PRE- ENCUMBE	ENCUMBE RED	TOTAL YTD	BALANCE	% BUDGET
1120	9FX	REGULAR SALARIES and WAGES	1,051,129.00	57,326.60	80,122.28	82,112.49	119,406.07	80,067.81	77,344.89	79,184.53	79,594.25	77,684.00	74,370.62	107,766.29	77,460.49	.00	.00	992,440.32	58,688.68	94.42
1130	9FX	OTHER SALARIES and WAGES	.00	.00	.00	2,241.28	2,364.88	3,085.12	2,689.60	2,689.60	2,521.50	2,319.78	1,344.80	.00	.00	.00	.00	19,256.56	-19,256.56	.00
1140	9FX	OVERTIME	.00	709.34	666.76	312.81	1,670.48	.00	.00	77.94	623.07	144.59	369.50	4,719.52	645.68	.00	.00	9,939.69	-9,939.69	.00
2110	9FX	FICA TAXES	80,410.00	4,171.07	5,809.22	6,119.18	8,911.83	6,019.31	5,746.78	5,916.05	5,976.14	5,787.67	5,482.95	8,130.29	5,654.57	.00	.00	73,725.06	6,684.94	91.69
2120	9FX	RETIREMENT CONTRIBUTION	71,697.00	4,596.46	6,209.60	6,528.12	9,589.32	6,341.41	6,125.74	6,277.63	6,329.28	6,164.06	6,123.55	9,216.60	6,451.56	.00	.00	79,953.33	-8,256.33	111.52
2130	9FX	LIFE and HEALTH INSURANCE	297,000.00	12,639.43	16,854.72	16,854.86	29,050.00	19,368.78	18,994.08	19,031.06	19,031.06	18,534.86	18,032.60	26,117.07	18,190.00	.00	.00	232,698.52	64,301.48	78.35
2131	9FX	HSA/FSA CONTRIBUTION	.00	.00	.00	.00	.00	.00	.00	.00	.00	.00	.00	.00	.00	.00	.00	.00	.00	.00
2200	9FX	PAYMENTS TO OPEB TRUST	11,450.00	.00	.00	.00	.00	.00	11,427.00	.00	.00	.00	.00	.00	.00	.00	.00	11,427.00	23.00	99.80
3410	9FY	LOCAL TRAVEL	2,500.00	.00	.00	263.17	137.10	.00	371.29	147.98	134.13	36.06	.00	451.45	254.63	.00	.00	1,795.81	704.19	71.83
3530	9FY	TOLL CHARGES	100.00	.00	.00	.00	.00	.00	13.24	1.91	1.91	.00	.00	15.28	.00	.00	.00	32.34	67.66	32.34
3720	9FY	COMMUNICATIONS	14,000.00	.00	.00	447.02	223.51	190.56	190.56	190.56	192.33	192.33	195.45	195.23	195.23	.00	.00	2,212.78	11,787.22	15.81
4020	9FY	BOOKS, COMPACT DISKS, VIDEOS, AND SUBSCRIPTIONS	500.00	.00	.00	.00	.00	.00	.00	.00	.00	.00	.00	.00	.00	.00	.00	.00	500.00	.00
4110	9FY	OFFICE SUPPLIES (NOT INCLUDING PRINTING)	7,000.00	.00	.00	.00	.00	2,231.36	83.94	.00	.00	.00	.00	403.53	7,113.79	.00	.00	9,832.62	-2,832.62	140.47
4115	9FY	MISCELLANEOUS OPERATING SUPPLIES	1,000.00	.00	.00	.00	.00	.00	.00	.00	.00	28.88	.00	682.98	1,168.60	.00	.00	1,880.46	-880.46	188.05
4116	9FY	EVENT/MEAL REIMBURSEMENTS	4,000.00	.00	.00	.00	228.42	21.24	54.31	371.49	.00	.00	.00	.00	.00	.00	.00	675.46	3,324.54	16.89
4121	9FY	COMPUTER EQUIPMENT LESS THAN \$500	5,050.00	.00	.00	.00	.00	201.20	4,495.00	.00	.00	.00	5,940.00	.00	889.36	.00	.00	11,525.56	-6,475.56	228.23
4123	9FY	EQUIPMENT LESS THAN \$1000	1,200.00	.00	.00	.00	.00	366.71	.00	.00	.00	.00	.00	137.28	126.74	.00	.00	630.73	569.27	52.56
4412	9FY	PROMOTIONAL EXPENSES	5,000.00	.00	.00	.00	.00	1,479.13	.00	.00	.00	1,437.49	.00	1,496.86	.00	.00	.00	4,413.48	586.52	88.27
4418	9FY	EDUCATIONAL ASSISTANCE PROGRAM	1,000.00	.00	.00	.00	.00	.00	.00	.00	.00	.00	.00	.00	.00	.00	.00	.00	1,000.00	.00
4450	9FY	PARENT ACTIVITY FUND	5,216.00	.00	.00	.00	.00	.00	.00	.00	50.76	878.14	593.17	.00	.00	.00	.00	1,522.07	3,693.93	29.18
			1,558,252.00	79,442.90	109,662.58	114,878.93	171,581.61	119,372.63	127,536.43	113,888.75	114,454.43	113,207.86	112,452.64	159,332.38	118,150.65	.00	.00	1,453,961.79	104,290.21	93.31



## VPK Budget 2017-2018 September

																PRE- ENCUM BERED	ENCUMBERE D	TOTAL		% BUDGET USED
OBJECT	APPR	OBJECT NAME	CURRENT BUDGET	OCT	NOV	DEC	JAN	FEB	MAR	APR	MAY	JUN	JUL	AUG	SEP	AMOUNT	AMOUNT	YTD	BALANCE	YTD
1120	9EA	REGULAR SALARIES and WAGES	760,059.00	.00	.00	.00	.00	.00	.00	.00	.00	.00	1,100.80	3,302.40	2,201.60	.00	.00	6,604.80	753,454.20	.87
2110	9EA	FICA TAXES	58,072.00	.00	.00	.00	.00	.00	.00	.00	.00	.00	62.32	186.98	124.64	.00	.00	373.94	57,698.06	.64
2120	9EA	RETIREMENT CONTRIBUTION	60,121.00	.00	.00	.00	.00	.00	.00	.00	.00	.00	90.93	272.79	181.86	.00	.00	545.58	59,575.42	.91
2130	9EA	LIFE and HEALTH INSURANCE	300,300.00	.00	.00	.00	.00	.00	.00	.00	.00	.00	662.49	1,987.47	1,324.98	.00	.00	3,974.94	296,325.06	1.32
3125	9EB	INDIRECT COSTS	42,498.00	.00	.00	.00	.00	.00	.00	.00	.00	.00	.00	.00	.00	.00	.00	.00	42,498.00	.00
3185	9EC	CONTRACT SVC-TRAINING BOOKS, COMPACT DISKS, VIDEOS, AND SUBSCRIPTIONS	1,500.00	.00	.00	.00	.00	.00	.00	.00	.00	.00	.00	.00	.00	.00	.00	.00	1,500.00	.00
4020	9EC	OFFICE SUPPLIES (NOT INCLUDING PRINTING)	25,000.00	.00	.00	.00	.00	.00	.00	.00	.00	.00	.00	.00	.00	.00	.00	.00	25,000.00	.00
4110	9EC	MISCELLANEOUS OPERATING SUPPLIES	31,255.00	.00	.00	.00	.00	.00	.00	.00	.00	.00	.00	.00	.00	.00	.00	.00	31,255.00	.00
4115	9EC	EQUIPMENT LESS THAN \$1000	10,000.00	.00	.00	.00	.00	.00	.00	.00	.00	.00	.00	.00	.00	.00	.00	.00	10,000.00	.00
4123	9EC	SELF INS-PROP CASUALTY	155.00	.00	155.00	.00	.00	.00	-155.00	.00	.00	.00	.00	.00	.00	.00	.00	.00	155.00	.00
4482	9EC	**VPK FY July 18-June 19	1,318,960.00	.00	155.00	.00	.00	.00	-155.00	.00	.00	.00	1,916.54	5,749.64	3,833.08	.00	.00	11,499.26	1,307,460.74	.87

## P-CARD EXPS. REPORT

FAMILY SERVICES- 062

CH Full Name	Comp Supp Name	Purchase Date	Post Date	Amount	GL: FUND	GL: DEPT	GL: UNIT_SUBUNIT	GL: OBJ	Program Card Name
Bast, Anne Marie	OFFICEMAX/OFFICEDEPT#6876	8/31/2018	9/3/2018	\$11.89	7008	062	7527	4110	ORANGE COUNTY BOCC- PCard
Bast, Anne Marie	OFFICEMAX/OFFICEDEPT#6876	8/31/2018	9/3/2018	\$504.62	7008	062	7527	4123	ORANGE COUNTY BOCC- PCard
Bast, Anne Marie	OFFICEMAX/OFFICEDEPT#6876	8/31/2018	9/3/2018	\$504.62	7008	062	7522	4123	ORANGE COUNTY BOCC- PCard
Bast, Anne Marie	OFFICEMAX/OFFICEDEPT#6876	8/31/2018	9/3/2018	\$504.62	7008	062	7527	4110	ORANGE COUNTY BOCC- PCard
Bast, Anne Marie	OFFICEMAX/OFFICEDEPT#6876	8/31/2018	9/3/2018	\$160.37	7008	062	7527	4123	ORANGE COUNTY BOCC- PCard
Bast, Anne Marie	OFFICEMAX/OFFICEDEPT#6876	8/31/2018	9/3/2018	\$160.37	7008	062	7527	4110	ORANGE COUNTY BOCC- PCard
Bast, Anne Marie	OFFICEMAX/OFFICEDEPT#6876	8/31/2018	9/3/2018	\$7.92	7008	062	7526	4115	ORANGE COUNTY BOCC- PCard
Bast, Anne Marie	OFFICEMAX/OFFICEDEPT#6876	8/31/2018	9/3/2018	\$589.99	7008	062	7528	4123	ORANGE COUNTY BOCC- PCard
Bast, Anne Marie	SCHOOL NURSE SUPPLY INC	8/31/2018	9/3/2018	\$1,200.50	7008	062	7527	4115	ORANGE COUNTY BOCC- PCard
Bast, Anne Marie	OFFICEMAX/OFFICEDEPT#6876	8/31/2018	9/3/2018	\$145.18	7008	062	7527	4123	ORANGE COUNTY BOCC- PCard
Bast, Anne Marie	OFFICEMAX/OFFICEDEPT#6876	8/31/2018	9/3/2018	\$145.18	7008	062	7527	4110	ORANGE COUNTY BOCC- PCard
Bast, Anne Marie	OFFICEMAX/OFFICEDEPT#6876	9/1/2018	9/3/2018	\$98.64	7008	062	7528	4450	ORANGE COUNTY BOCC- PCard
Bast, Anne Marie	OFFICEMAX/OFFICEDEPT#6876	9/4/2018	9/6/2018	\$353.52	7008	062	7528	4450	ORANGE COUNTY BOCC- PCard
Bast, Anne Marie	OFFICE DEPOT	9/5/2018	9/7/2018	\$75.56	7008	062	7528	4110	ORANGE COUNTY BOCC- PCard
Bast, Anne Marie	OFFICEMAX/OFFICEDEPT#6876	9/6/2018	9/10/2018	\$255.52	7008	062	7528	4110	ORANGE COUNTY BOCC- PCard
Bast, Anne Marie	OFFICE DEPOT	9/6/2018	9/10/2018	\$571.78	7008	062	7528	4110	ORANGE COUNTY BOCC- PCard
Bast, Anne Marie	OFFICEMAX/OFFICEDEPT#6876	9/6/2018	9/10/2018	\$128.96	7008	062	7528	4110	ORANGE COUNTY BOCC- PCard
Bast, Anne Marie	OFFICEMAX/OFFICEDEPT#6876	9/6/2018	9/10/2018	\$13.98	7008	062	7522	4110	ORANGE COUNTY BOCC- PCard
Bast, Anne Marie	OFFICEMAX/OFFICEDEPT#6876	9/13/2018	9/17/2018	\$181.90	7008	062	7527	4123	ORANGE COUNTY BOCC- PCard
Bast, Anne Marie	SCHOOL NURSE SUPPLY INC	9/21/2018	9/24/2018	\$148.00	7008	062	7527	4115	ORANGE COUNTY BOCC- PCard
DEONARINE, VIDYA D	LAMINATOR.COM	9/5/2018	9/6/2018	\$232.39	7008	062	7522	4115	ORANGE COUNTY BOCC- PCard
DUCK, CORTINA	OFFICEMAX/OFFICEDEPT#6876	8/31/2018	9/3/2018	\$1,349.70	7008	062	7522	4123	ORANGE COUNTY BOCC- PCard
DUCK, CORTINA	AGENCY FOR HEALTHCARE AD	8/31/2018	9/3/2018	\$12.00	7008	062	7522	3167	ORANGE COUNTY BOCC- PCard
DUCK, CORTINA	AHCA SERVICE FEE	8/31/2018	9/3/2018	\$0.39	7008	062	7522	3167	ORANGE COUNTY BOCC- PCard
DUCK, CORTINA	AHCA SERVICE FEE	9/4/2018	9/5/2018	\$0.39	7008	062	7522	3167	ORANGE COUNTY BOCC- PCard
DUCK, CORTINA	AGENCY FOR HEALTHCARE AD	9/4/2018	9/5/2018	\$12.00	7008	062	7522	3167	ORANGE COUNTY BOCC- PCard
DUCK, CORTINA	OFFICE DEPOT	9/4/2018	9/6/2018	\$145.00	7008	062	7522	4123	ORANGE COUNTY BOCC- PCard
DUCK, CORTINA	INTERIOR CONTRACT SRVCS	9/5/2018	9/6/2018	\$688.66	7008	062	7528	4123	ORANGE COUNTY BOCC- PCard
DUCK, CORTINA	READYREFRESH BY NESTLE	9/6/2018	9/6/2018	\$30.43	7008	062	7522	3710	ORANGE COUNTY BOCC- PCard
DUCK, CORTINA	READYREFRESH BY NESTLE	9/6/2018	9/6/2018	\$30.43	7008	062	7522	4115	ORANGE COUNTY BOCC- PCard
DUCK, CORTINA	READYREFRESH BY NESTLE	9/6/2018	9/6/2018	\$30.43	7008	062	7522	3610	ORANGE COUNTY BOCC- PCard
DUCK, CORTINA	READYREFRESH BY NESTLE	9/6/2018	9/6/2018	\$69.91	7008	062	7522	3710	ORANGE COUNTY BOCC- PCard
DUCK, CORTINA	READYREFRESH BY NESTLE	9/6/2018	9/6/2018	\$69.91	7008	062	7522	3610	ORANGE COUNTY BOCC- PCard
DUCK, CORTINA	READYREFRESH BY NESTLE	9/6/2018	9/6/2018	\$69.91	7008	062	7522	4115	ORANGE COUNTY BOCC- PCard
DUCK, CORTINA	READYREFRESH BY NESTLE	9/6/2018	9/6/2018	\$38.45	7008	062	7522	3710	ORANGE COUNTY BOCC- PCard
DUCK, CORTINA	READYREFRESH BY NESTLE	9/6/2018	9/6/2018	\$38.45	7008	062	7522	4115	ORANGE COUNTY BOCC- PCard
DUCK, CORTINA	READYREFRESH BY NESTLE	9/6/2018	9/6/2018	\$38.45	7008	062	7522	3610	ORANGE COUNTY BOCC- PCard
DUCK, CORTINA	READYREFRESH BY NESTLE	9/6/2018	9/6/2018	\$56.92	7008	062	7522	3710	ORANGE COUNTY BOCC- PCard
DUCK, CORTINA	READYREFRESH BY NESTLE	9/6/2018	9/6/2018	\$56.92	7008	062	7522	4115	ORANGE COUNTY BOCC- PCard
DUCK, CORTINA	READYREFRESH BY NESTLE	9/6/2018	9/6/2018	\$56.92	7008	062	7522	3610	ORANGE COUNTY BOCC- PCard
DUCK, CORTINA	OFFICEMAX/OFFICEDEPT#6876	9/6/2018	9/10/2018	\$611.25	7008	062	7528	4123	ORANGE COUNTY BOCC- PCard
DUCK, CORTINA	OFFICEMAX/OFFICEDEPT#6876	9/9/2018	9/11/2018	\$24.99	7008	062	7522	4123	ORANGE COUNTY BOCC- PCard
DUCK, CORTINA	PREMIER JANITORIAL SUP	9/10/2018	9/12/2018	\$816.00	7008	062	7522	4110	ORANGE COUNTY BOCC- PCard
DUCK, CORTINA	NATIONAL AUTISM RESOURCES	9/13/2018	9/14/2018	\$32.60	7008	062	7526	4115	ORANGE COUNTY BOCC- PCard

**P-CARD EXPS. REPORT**  
FAMILY SERVICES- 062

CH Full Name	Comp Supp Name	Purchase Date	Post Date	Amount	GL: FUND	GL: DEPT	GL: UNIT_SUBUNIT	GL: OBJ	Program Card Name
DUCK, CORTINA	OFFICEMAX/OFFICEDEPT#6876	9/14/2018	9/17/2018	(\$5.80)	7008	062	7522	4123	ORANGE COUNTY BOCC- PCard
DUCK, CORTINA	SMK SURVEYMONKEY.COM	9/18/2018	9/19/2018	\$1,188.00	7008	062	7522	4020	ORANGE COUNTY BOCC- PCard
DUCK, CORTINA	EXCHANGE PRESS	9/26/2018	9/27/2018	\$75.95	7008	062	7522		ORANGE COUNTY BOCC- PCard
DUCK, CORTINA	Amazon.com MT4VA4XI1	9/27/2018	9/28/2018	\$44.38	7008	062	7522	6610	ORANGE COUNTY BOCC- PCard
FLORES, DAISY	OFFICEMAX/OFFICEDEPT#6876	9/14/2018	9/17/2018	\$61.18	7008	062	7524	4110	ORANGE COUNTY BOCC- PCard
FLORES, DAISY	OFFICEMAX/OFFICEDEPT#6876	9/14/2018	9/17/2018	\$9.77	7007	062	7524	4110	ORANGE COUNTY BOCC- PCard
FLORES, DAISY	SQ APRIL HAIR	9/20/2018	9/21/2018	\$600.00	7008	062	7528	4116	ORANGE COUNTY BOCC- PCard
FLORES, DAISY	WAL-MART #3162	9/20/2018	9/21/2018	\$37.88	7007	062	7528	4116	ORANGE COUNTY BOCC- PCard
FLORES, DAISY	LITTLE CAESARS	9/20/2018	9/24/2018	\$40.00	7008	062	7528	4116	ORANGE COUNTY BOCC- PCard
FLORES, DAISY	PUBLIX #436	9/27/2018	9/28/2018	\$175.27	7007	062	7522		ORANGE COUNTY BOCC- PCard
FORE, ANGELA M	DELTA AIR 0062338914679	8/31/2018	9/3/2018	\$478.60	7008	062	7525	3420	ORANGE COUNTY BOCC- TCard
FORE, ANGELA M	TTAS WEB	8/31/2018	9/3/2018	\$750.00	7008	062	7525	4030	ORANGE COUNTY BOCC- TCard
FORE, ANGELA M	TTAS WEB	8/31/2018	9/3/2018	\$395.00	7008	062	7525	4030	ORANGE COUNTY BOCC- TCard
FORE, ANGELA M	DELTA AIR 0062338771754	9/5/2018	9/6/2018	\$364.60	7008	062	7525	3420	ORANGE COUNTY BOCC- TCard
FORE, ANGELA M	DELTA AIR 0062338771753	9/5/2018	9/6/2018	\$364.60	7008	062	7525	3420	ORANGE COUNTY BOCC- TCard
FORE, ANGELA M	SOUTHWES 5261485413969	9/6/2018	9/7/2018	\$442.96	7008	062	7525	3420	ORANGE COUNTY BOCC- TCard
FORE, ANGELA M	SOUTHWES 5261485413968	9/6/2018	9/7/2018	\$442.96	7008	062	7525	3420	ORANGE COUNTY BOCC- TCard
FORE, ANGELA M	SOUTHWES 5261487108877	9/11/2018	9/12/2018	\$263.96	7008	062	7525	3420	ORANGE COUNTY BOCC- TCard
FORE, ANGELA M	DRURY INN NEW ORLEANS	9/13/2018	9/17/2018	\$400.44	7008	062	7525	3420	ORANGE COUNTY BOCC- TCard
FORE, ANGELA M	DRURY INN NEW ORLEANS	9/13/2018	9/17/2018	\$400.44	7008	062	7525	3420	ORANGE COUNTY BOCC- TCard
GRULLON, JULIO	THE HOME DEPOT	8/31/2018	9/3/2018	\$204.22	7008	062	7522	4115	ORANGE COUNTY BOCC- PCard
GRULLON, JULIO	THE HOME DEPOT	8/31/2018	9/3/2018	\$23.94	7008	062	7522	3810	ORANGE COUNTY BOCC- PCard
GRULLON, JULIO	THE HOME DEPOT	9/5/2018	9/7/2018	(\$143.46)	7008	062	7522	4115	ORANGE COUNTY BOCC- PCard
GRULLON, JULIO	THE HOME DEPOT	9/5/2018	9/7/2018	\$205.78	7008	062	7522	4115	ORANGE COUNTY BOCC- PCard
MOORE, SANDRA	AMAZON.COM	9/1/2018	9/3/2018	\$239.10	7008	062	7528	4450	ORANGE COUNTY BOCC- PCard
MOORE, SANDRA	CDW GOVT #M/MACIAS	9/4/2018	9/5/2018	\$285.00	7008	062	7522	4123	ORANGE COUNTY BOCC- PCard
MOORE, SANDRA	CDW GOVT #M/MACIAS	9/4/2018	9/5/2018	\$440.00	7008	062	7522	4123	ORANGE COUNTY BOCC- PCard
MOORE, SANDRA	OFFICEMAX/OFFICEDEPT#6876	9/5/2018	9/7/2018	\$137.28	7008	062	7528	4123	ORANGE COUNTY BOCC- PCard
MOORE, SANDRA	OFFICEMAX/OFFICEDEPT#6876	9/15/2018	9/17/2018	\$199.99	7008	062	7528	4123	ORANGE COUNTY BOCC- PCard
MOORE, SANDRA	OFFICEMAX/OFFICEDEPT#6876	9/18/2018	9/20/2018	\$58.22	7008	062	7521	4110	ORANGE COUNTY BOCC- PCard
MOORE, SANDRA	OFFICE DEPOT	9/18/2018	9/20/2018	\$14.99	7008	062	7521	4110	ORANGE COUNTY BOCC- PCard
MOORE, SANDRA	OFFICEMAX/OFFICEDEPT#6876	9/18/2018	9/20/2018	\$89.75	7008	062	7521	4115	ORANGE COUNTY BOCC- PCard
MOORE, SANDRA	WAL-MART #3162	9/19/2018	9/20/2018	\$11.78	7008	062	7522	4115	ORANGE COUNTY BOCC- PCard
MOORE, SANDRA	OFFICE DEPOT	9/19/2018	9/21/2018	\$55.36	7008	062	7521	4110	ORANGE COUNTY BOCC- PCard
MOORE, SANDRA	UNITED TROPHY DOWNTOWN	9/20/2018	9/21/2018	\$179.00	7008	062	7522	4422	ORANGE COUNTY BOCC- PCard
MOORE, SANDRA	WAL-MART #3162	9/20/2018	9/21/2018	\$9.09	7008	062	7522	4115	ORANGE COUNTY BOCC- PCard
MOORE, SANDRA	AMSTERDAM PRNT	9/20/2018	9/21/2018	\$247.87	7008	062	7528	4412	ORANGE COUNTY BOCC- PCard
MOORE, SANDRA	AMZN Mktg US	9/21/2018	9/24/2018	\$16.98	7008	062	7528	4123	ORANGE COUNTY BOCC- PCard
MOORE, SANDRA	OFFICEMAX/OFFICEDEPT#6876	9/24/2018	9/26/2018	(\$46.98)	7008	062	7521	4110	ORANGE COUNTY BOCC- PCard
MOORE, SANDRA	OFFICEMAX/OFFICEDEPT#6876	9/26/2018	9/28/2018	\$143.88	7008	062	7522	4110	ORANGE COUNTY BOCC- PCard
MOORE, SANDRA	PSAV AUDIO VISUAL SVCS	9/27/2018	9/28/2018	\$447.00	7008	062	7525	3197	ORANGE COUNTY BOCC- PCard
ORLEMAN, EILEEN	TEACHSTONE TRAINING	9/7/2018	9/10/2018	\$200.00	7008	062	7522	4040	ORANGE COUNTY BOCC- PCard
RIVERA, LIMARYS	WAL-MART #1084	9/5/2018	9/6/2018	\$143.46	7008	062	7526	4115	ORANGE COUNTY BOCC- PCard

**P-CARD EXPS. REPORT**  
FAMILY SERVICES- 062

CH Full Name	Comp Supp Name	Purchase Date	Post Date	Amount	GL: FUND	GL: DEPT	GL: UNIT_SUBUNIT	GL: OBJ	Program Card Name
RIVERA, LIMARYS	TARGET	9/7/2018	9/10/2018	\$18.00	7008	062	7526	4115	ORANGE COUNTY BOCC- PCard
SHEIKH, SHAMIN	WAL-MART #0890	8/31/2018	9/3/2018	\$4.96	7008	062	7522	4135	ORANGE COUNTY BOCC- PCard
SHEIKH, SHAMIN	WAL-MART #0890	8/31/2018	9/3/2018	\$38.89	7008	062	7522	4135	ORANGE COUNTY BOCC- PCard
SHEIKH, SHAMIN	WAL-MART #0890	8/31/2018	9/4/2018	(\$2.50)	7008	062	7522	4135	ORANGE COUNTY BOCC- PCard
SHEIKH, SHAMIN	WAL-MART #0890	9/5/2018	9/6/2018	\$18.94	7008	062	7522	4135	ORANGE COUNTY BOCC- PCard
SHEIKH, SHAMIN	PUBLIX #1440	9/5/2018	9/6/2018	\$45.48	7008	062	7522	4135	ORANGE COUNTY BOCC- PCard
SHEIKH, SHAMIN	WM SUPERCENTER	9/5/2018	9/6/2018	\$3.18	7008	062	7522	4115	ORANGE COUNTY BOCC- PCard
SHEIKH, SHAMIN	WAL-MART #4160	9/6/2018	9/7/2018	\$15.08	7008	062	7522	4135	ORANGE COUNTY BOCC- PCard
SHEIKH, SHAMIN	PUBLIX #436	9/7/2018	9/10/2018	\$81.94	7008	062	7522	4135	ORANGE COUNTY BOCC- PCard
SHEIKH, SHAMIN	WAL-MART #0890	9/10/2018	9/11/2018	\$126.00	7008	062	7522	4135	ORANGE COUNTY BOCC- PCard
SHEIKH, SHAMIN	PUBLIX #436	9/11/2018	9/12/2018	(\$0.65)	7008	062	7522	4135	ORANGE COUNTY BOCC- PCard
SHEIKH, SHAMIN	PUBLIX #436	9/11/2018	9/12/2018	\$23.00	7008	062	7522	4135	ORANGE COUNTY BOCC- PCard
SHEIKH, SHAMIN	WAL-MART #0890	9/12/2018	9/13/2018	\$76.18	7008	062	7522	4135	ORANGE COUNTY BOCC- PCard
SHEIKH, SHAMIN	MERA BAZAR	9/12/2018	9/14/2018	\$89.88	7008	062	7522	4135	ORANGE COUNTY BOCC- PCard
SHEIKH, SHAMIN	PUBLIX #605	9/13/2018	9/14/2018	(\$0.60)	7008	062	7522	4135	ORANGE COUNTY BOCC- PCard
SHEIKH, SHAMIN	PUBLIX #605	9/13/2018	9/14/2018	\$40.04	7008	062	7522	4135	ORANGE COUNTY BOCC- PCard
SHEIKH, SHAMIN	WINN-DIXIE	9/14/2018	9/17/2018	\$73.24	7008	062	7522	4135	ORANGE COUNTY BOCC- PCard
SHEIKH, SHAMIN	PUBLIX #436	9/17/2018	9/18/2018	\$36.60	7008	062	7522	4135	ORANGE COUNTY BOCC- PCard
SHEIKH, SHAMIN	PUBLIX #1501	9/18/2018	9/19/2018	\$24.98	7008	062	7528	4115	ORANGE COUNTY BOCC- PCard
SHEIKH, SHAMIN	PUBLIX #1501	9/18/2018	9/19/2018	\$84.96	7008	062	7528	4450	ORANGE COUNTY BOCC- PCard
SHEIKH, SHAMIN	PUBLIX #436	9/18/2018	9/19/2018	\$57.81	7008	062	7528	4450	ORANGE COUNTY BOCC- PCard
SHEIKH, SHAMIN	WAL-MART #3162	9/19/2018	9/20/2018	\$35.36	7008	062	7528	4115	ORANGE COUNTY BOCC- PCard
SHEIKH, SHAMIN	PUBLIX #436	9/20/2018	9/21/2018	\$15.76	7008	062	7522	4135	ORANGE COUNTY BOCC- PCard
SHEIKH, SHAMIN	WAL-MART #5179	9/21/2018	9/24/2018	\$13.92	7008	062	7522	4135	ORANGE COUNTY BOCC- PCard
SHEIKH, SHAMIN	PUBLIX #897	9/24/2018	9/25/2018	\$56.96	7008	062	7522	4135	ORANGE COUNTY BOCC- PCard
SHEIKH, SHAMIN	PUBLIX #1440	9/24/2018	9/25/2018	\$43.19	7008	062	7522	4135	ORANGE COUNTY BOCC- PCard
SHEIKH, SHAMIN	PUBLIX #1501	9/25/2018	9/26/2018	\$9.16	7008	062	7522	4135	ORANGE COUNTY BOCC- PCard
SHEIKH, SHAMIN	PUBLIX #1501	9/25/2018	9/26/2018	\$58.73	7008	062	7522	4135	ORANGE COUNTY BOCC- PCard
SHEIKH, SHAMIN	PUBLIX #1387	9/25/2018	9/26/2018	\$43.67	7008	062	7522	4135	ORANGE COUNTY BOCC- PCard
SHEIKH, SHAMIN	PUBLIX #436	9/26/2018	9/27/2018	\$73.43	7008	062	7522	4135	ORANGE COUNTY BOCC- PCard
SHEIKH, SHAMIN	PUBLIX #436	9/26/2018	9/27/2018	\$29.35	7008	062	7522	4135	ORANGE COUNTY BOCC- PCard
SHEIKH, SHAMIN	BRAVO OAK RIDGE	9/26/2018	9/27/2018	\$18.30	7008	062	7522	4135	ORANGE COUNTY BOCC- PCard
SHEIKH, SHAMIN	DOLLAR TREE	9/26/2018	9/27/2018	\$4.00	7008	062	7528	4115	ORANGE COUNTY BOCC- PCard
SHEIKH, SHAMIN	PUBLIX #436	9/26/2018	9/27/2018	\$16.74	7008	062	7522	4135	ORANGE COUNTY BOCC- PCard
SHEIKH, SHAMIN	PUBLIX #436	9/26/2018	9/27/2018	\$9.62	7008	062	7528	4115	ORANGE COUNTY BOCC- PCard
SHEIKH, SHAMIN	PUBLIX #436	9/26/2018	9/27/2018	\$139.21	7008	062	7528	4116	ORANGE COUNTY BOCC- PCard
SHEIKH, SHAMIN	PUBLIX #1122	9/26/2018	9/27/2018	\$45.31	7008	062	7522	4135	ORANGE COUNTY BOCC- PCard
SHEIKH, SHAMIN	WAL-MART #0890	9/27/2018	9/28/2018	\$13.55	7008	062	7522	4135	ORANGE COUNTY BOCC- PCard
SHEIKH, SHAMIN	WAL-MART #0890	9/27/2018	9/28/2018	\$27.00	7008	062	7522	4135	ORANGE COUNTY BOCC- PCard
SMITH, KERRY-ANN	WAL-MART #4197	8/31/2018	9/3/2018	\$23.28	7008	062	7522	4135	ORANGE COUNTY BOCC- PCard
SMITH, KERRY-ANN	WM SUPERCENTER	9/4/2018	9/5/2018	\$75.28	7008	062	7522	4135	ORANGE COUNTY BOCC- PCard
SMITH, KERRY-ANN	WM SUPERCENTER	9/5/2018	9/6/2018	\$13.12	7008	062	7522	4115	ORANGE COUNTY BOCC- PCard
SMITH, KERRY-ANN	WAL-MART #4588	9/6/2018	9/7/2018	\$15.52	7008	062	7522	4135	ORANGE COUNTY BOCC- PCard

**P-CARD EXPS. REPORT**  
**FAMILY SERVICES- 062**

CH Full Name	Comp Supp Name	Purchase Date	Post Date	Amount	GL: FUND	GL: DEPT	GL: UNIT_SUBUNIT	GL: OBJ	Program Card Name
SMITH, KERRY-ANN	WAL-MART #4588	9/14/2018	9/17/2018	\$46.56	7008	062	7522	4135	ORANGE COUNTY BOCC- PCard
SMITH, KERRY-ANN	WM SUPERCENTER	9/14/2018	9/17/2018	\$41.10	7008	062	7522	4135	ORANGE COUNTY BOCC- PCard
SMITH, KERRY-ANN	PUBLIX #1174	9/17/2018	9/18/2018	\$8.97	7008	062	7522	4135	ORANGE COUNTY BOCC- PCard
SMITH, KERRY-ANN	PUBLIX #436	9/18/2018	9/19/2018	\$114.82	7008	062	7528	4116	ORANGE COUNTY BOCC- PCard
SMITH, KERRY-ANN	WAL-MART #4160	9/20/2018	9/21/2018	\$17.82	7008	062	7522	4135	ORANGE COUNTY BOCC- PCard
SMITH, KERRY-ANN	WM SUPERCENTER	9/24/2018	9/25/2018	\$34.92	7008	062	7522	4135	ORANGE COUNTY BOCC- PCard
SMITH, KERRY-ANN	PUBLIX #405	9/26/2018	9/27/2018	\$47.08	7008	062	7522	4135	ORANGE COUNTY BOCC- PCard
SMITH, KERRY-ANN	WAL-MART #4588	9/26/2018	9/27/2018	\$267.16	7008	062	7522	4135	ORANGE COUNTY BOCC- PCard
SMITH, KERRY-ANN	WM SUPERCENTER	9/26/2018	9/27/2018	\$42.92	7008	062	7522	4135	ORANGE COUNTY BOCC- PCard
SMITH, KERRY-ANN	PUBLIX #761	9/26/2018	9/27/2018	\$44.47	7008	062	7524	4135	ORANGE COUNTY BOCC- PCard
SMITH, KERRY-ANN	WM SUPERCENTER	9/26/2018	9/27/2018	\$17.80	7008	062	7522	4135	ORANGE COUNTY BOCC- PCard
SMITH, KERRY-ANN	WAL-MART #4197	9/27/2018	9/28/2018	\$107.88	7008	062	7522	4135	ORANGE COUNTY BOCC- PCard
SMITH, KERRY-ANN	ORDER NEOCATE	9/27/2018	9/28/2018	\$483.00	7008	062	7522	4135	ORANGE COUNTY BOCC- PCard
SMITH, KERRY-ANN	WAL-MART #4197	9/27/2018	9/28/2018	\$23.38	7008	062	7522	4135	ORANGE COUNTY BOCC- PCard

## ORANGE COUNTY, FL

RUN DATE: 10-01-2018

## SUMMARY TRIAL BALANCE BY FUND

PAGE: 402

RUN TIME: 07:54:06

For Fiscal Period 12 for FY 2018

Fund# (313/553)

Fund	B.S.Account	Type	Ind.	Obj.	Rev.Src	Begin Balance	Total Debits	Total Credits	Ending Balance
7008	1000 DISBUR CLEAR	1				0.00	306,122.18	306,122.18	0.00
7008	1001 EFT DISB CLRG	1				0.00	7,156.36	7,156.36	0.00
7008	1003 PAYROLL CLRG	1				0.00	715,148.05	715,148.05	0.00
7008	1010 POOLED CASH	1				16,809.02-	1,139,380.34	1,128,889.29	6,317.97-
7008	1460 ACCOUNT RECV	1				1,856.42	0.00	0.00	1,856.42
7008	1900 ALLOW FOR DO	1				1,856.42-	0.00	0.00	1,856.42-
Total Assets						16,809.02-	2,167,806.93	2,157,315.88	6,317.97-
7008	4010 ACCOUNTS PAY	2				6,700.40-	81,367.03	79,657.58	4,990.95-
7008	4011 CXL VCHR PAY	2				0.00	47.62	47.62	0.00
7008	4015 UNCLAIM OUTS	2				10.15-	0.00	0.00	10.15-
7008	4016 ABANDONED PR	2				90.70-	0.00	47.62	138.32-
7008	4017 GARNISHMNTS	2				0.00	2,636.66	2,636.66	0.00
7008	4251 RETMT PAY EMPYE2					23,700.13-	23,700.13	21,120.37	21,120.37-
7008	4252 HSA EMPLOYEE	2				0.00	3,564.27	3,564.27	0.00
7008	4254 TOBAC PAYBL	2				0 00	50.00	50.00	0.00
7008	4256 MED BENFLX	2				0.00	191,424.09	191,424.09	0.00
7008	4257 FLEX SPDG AC	2				0 00	1,985.26	1,985.26	0.00
7008	4258 NON-MED BNFLX	2				0 00	15,341.58	15,341.58	0.00
7008	4263 RETMT PAY EMPYR2					68,136.83-	68,155.79	60,582.47	60,563.51-
7008	4265 DEF COMP	2				0 00	7,311.50	7,311.50	0.00
7008	4267 CHAR CONT	2				0.00	2,494.44	2,494.44	0.00
7008	4268 SUP INSUR	2				0.00	1,098.12	1,098.12	0.00
7008	4271 ROTH DEF COMP	2				0 00	1,665.55	1,665.55	0.00
Total Liabilities						98,638.21-	400,842.04	389,027.13	86,823.30-
7008			1120		REG SALARIES	7,322,470.01	717,780.18	13,695.44	8,026,554.75
7008			1130		OTHER SALARI	126,456.17	12,825.18	0.00	139,281.35
7008			1140		OVERTIME	34,697.71	3,901.05	0.00	38,598.76
7008			2110		FICA TAXES	541,481.40	53,449.06	983.36	593,947.10
7008			2120		RETIREMENT C	593,061.17	60,575.62	1,107.92	652,528.87
7008			2130		LIFE HLTH IN	1,940,080.09	171,951.00	3,679.71	2,108,351.38

## ORANGE COUNTY, FL

RUN DATE: 10-01-2018

## SUMMARY TRIAL BALANCE BY FUND

PAGE: 403

RUN TIME: 07:54:06

For Fiscal Period 12 for FY 2018

Fund# (313/553)

Fund	B.S.Account	Type	Ind.	Obj.	Rev.Src	Begin Balance	Total Debits	Total Credits	Ending Balance
7008				2150	UNEMPL COMP	3,695.73	0.00	0.00	3,695.73
7008				2200	PAYMTS-OPEB TR	103,610.00	0.00	0.00	103,610.00
7008				3125	INDIRECT COS	106,329.00	0.00	0.00	106,329.00
7008				3167	PYMTS TO OTH	5,325.74	1,008.39	468.00	5,866.13
7008				3170	JANITORIAL S	12,971.24	357.97	0.00	13,329.21
7008				3179	CONTR SV-EMP	8,714.19	0.00	0.00	8,714.19
7008				3185	CONTR SV-TRN	65,000.89	8,420.00	12,630.00	60,790.89
7008				3192	SFTWR LICENS	40,960.94	0.00	0.00	40,960.94
7008				3195	CONTR-MEDICA	38,273.00	702.00	403.00	38,572.00
7008				3197	CONTR SV NOS	10,164.55	7,194.00	1,780.00	15,578.55
7008				3350	OTH INSURANC	12,119.00	0.00	0.00	12,119.00
7008				3410	LOCAL TRAVEL	14,492.27	3,408.26	1,780.95	16,119.58
7008				3420	OUT CNTY TRV	30,710.93	3,646.94	2,843.32	31,514.55
7008				3510	POSTAGE and ME	10.75	78.94	0.00	89.69
7008				3520	MOVE CO ASST	11,648.00	1,216.00	0.00	12,864.00
7008				3530	TOLL CHARGES	1,458.24	422.85	214.29	1,666.80
7008				3610	RENTAL EQUIP	54,248.74	18,282.32	10,037.37	62,493.69
7008				3620	LEASES-BUILDING	316,866.49	0.00	0.00	316,866.49
7008				3710	UTILITIES	22,208.52	2,759.56	748.58	24,219.50
7008				3720	COMMUNICATIO	33,475.39	8,739.54	5,474.69	36,740.24
7008				3810	MAINTENANCE OF	19,151.07	7,174.66	3,587.33	22,738.40
7008				3820	MT OF EQUIP	23,189.00	5,009.46	2,231.31	25,967.15
7008				3823	MT-COMPUT EQUIP	0.00	10,920.00	5,460.00	5,460.00
7008				3825	INTERNAL FLEET	8,475.18	1,020.26	0.00	9,495.44
7008				3910	GRAPHIC REPR	434.00	0.00	0.00	434.00
7008				4010	DUESandMEMBERS	9,358.00	205.00	0.00	9,563.00
7008				4020	BOOKS, COMPACT	5,675.40	681.32	0.00	6,356.72
7008				4030	TRAINING AND ED	23,085.00	2,813.56	0.00	25,898.56
7008				4040	LICENSE and CE	5,459.88	2,000.00	1,700.00	5,759.88
7008				4110	OFFICE SUPPLIES	23,322.56	16,469.95	0.00	39,792.51
7008				4115	MISCELLANEOUS O	38,724.07	8,897.64	2,937.32	44,684.39
7008				4116	EVENT/MEAL REIM	3,197.24	103.59	0.00	3,300.83
7008				4121	COMPU EQ <\$500	15,273.84	2,725.36	684.00	17,315.20
7008				4123	EQUIPMT < \$1000	21,002.38	126.74	0.00	21,129.12

RUN DATE: 10-01-2018  
 RUN TIME: 07:54:06

ORANGE COUNTY, FL  
 SUMMARY TRIAL BALANCE BY FUND  
 For Fiscal Period 12 for FY 2018

PAGE: 404  
 Fund# (313/553)

Fund	B.S.Account	Type Ind.	Obj.	Rev.Src	Begin Balance	Total Debits	Total Credits	Ending Balance
7008			4135	FOODandDIETARY	110,541.68	4,699.26	2,349.63	112,891.31
7008			4139	MEDICINESandDR	87.00	0.00	0.00	87.00
7008			4143	MEDandSURG SUP	2,690.05	1,337.30	0.00	4,027.35
7008			4175	CLOTHING AND WE	0.00	144.90	0.00	144.90
7008			4195	MISC SUPPLIE	548.00	0.00	0.00	548.00
7008			4412	PROMO EXPEN	7,426.06	0.00	0.00	7,426.06
7008			4418	ED ASSIST PR	11,085.16	0.00	111.70	10,973.46
7008			4422	SCHOLARSHIPS	795.25	0.00	0.00	795.25
7008			4450	PARENT ACTIV	1,522.07	0.00	0.00	1,522.07
7008			4452	FIELD TRIPS HS	1,233.00	0.00	0.00	1,233.00
7008			4482	SELF INS-PRO	285,499.00	0.00	0.00	285,499.00
7008			6410	EQUIPMENT	6,675.65	0.00	0.00	6,675.65
7008			6420	ROLLING STOC	0.00	60,097.66	30,048.83	30,048.83
7008			6438	CMPUTER EQ>\$500	1,650.00	0.00	0.00	1,650.00
7008			6440	SOFTWARE	3,504.00	0.00	3,504.00	0.00
7008			8610	AID TO PRIVATE	2,010.00	990.00	495.00	2,505.00
Total Expenditure					12,082,144.70	1,202,135.52	108,955.75	13,175,324.47
7008			3140	HLTH & HUMAN	11,553,380.04-	0.00	1,115,485.73	12,668,865.77-
7008			6440	SALE SUR FUR	3.00-	0.00	0.00	3.00-
7008			6855	REF PY OPER	81.68-	0.00	0.00	81.68-
7008			8130	GEN FD-INTRF	413,232.75-	0.00	0.00	413,232.75-
Total Revenue					11,966,697.47-	0.00	1,115,485.73	13,082,183.20-
Total for fund 7008					0.00	3,770,784.49	3,770,784.49	0.00



**Head Start Policy Council**  
**Human Resources Committee**  
**September 2018 Actions**

**I. Pending Approval for hire**

<b>Job Title</b>	<b>Candidate's Name</b>

**II. Termination from employment (Involuntarily)**

<b>Job Title</b>	<b>Reason</b>	<b>Employee's Name</b>
Technician Casual	Temporary Employment	Manuel Serrano Roman

**III. Separation from employment (Voluntarily)**

<b>Job Title</b>	<b>Reason</b>	<b>Employee's Name</b>
Family Services Worker	Another Job	Laurel Dettman

**IV. Current Head Start Openings – As of 09/04/18**

<b>Job Title</b>	<b>Number of Positions</b>	<b>Potential Candidates in process for hire</b>
Center Supervisor	2	
Food Service Assistant	1	
Family Services Worker	1	
Sr. Program Manager	1	
Teacher Assistant	16	
Teacher	3	



**Interoffice Memorandum**

I. CONSENT AGENDA  
FAMILY SERVICES  
DEPARTMENT  
2

August 24, 2018

**AGENDA ITEM**

**TO:** Mayor Teresa Jacobs  
-AND-  
Board of County Commissioners

**THRU:** Lonnie C. Bell, Jr., Director *Lonnie C Bell Jr*  
Family Services Department

**FROM:** Sonya L. Hill, Manager  
Head Start Division  
**Contact:** Khadija Pirzadeh, (407) 836-8912  
Sonya Hill, (407) 836-7409

**SUBJECT:** Consent Agenda Item – September 18, 2018  
Filing of Head Start Policy Council Program Information and Updates  
for the Official County Record

The Head Start Division requests filing of the program information and updates  
and meeting minutes for the official county record:

Head Start Policy Council Program Information and Updates	August 2018
Head Start Policy Council Meeting Minutes	July 19, 2018

**ACTION REQUESTED:** Receipt and filing of Head Start Policy Council  
Program Information and Updates August 2018 and  
Head Start Policy Council Meeting Minutes July 19,  
2018 for the official county record.

SH/kp:jam

**Attachments**

c: Randy Singh, Assistant County Administrator  
Cristina Berrios, Assistant County Attorney, County Attorney's Office  
John Petrelli, Director, Risk Management and Professional Standards  
Yolanda S. Brown, Manager, Fiscal Division, Family Services Department  
Jamilie Clemens, Grants Supervisor, Finance Division  
Patria Morales, Management & Budget Advisor, Office of Management Budget

**Orange County Head Start  
Policy Council  
Meeting: October 18, 2018  
Director's Program Information Update**

**Orange County Head Start Division Administration Updates**

- The Office of Head Start (OHS) will delay the compliance date for comprehensive background check procedures and for programs to participate in their state or local Quality Rating and Improvement Systems (QRIS). Programs now have until September 30, 2019 to comply with the comprehensive background check procedures as required in 45 CFR § 1302.90(b) and to participate in their state or local QRIS as required in 45 CFR § 1302.53(b)(2) of the Head Start Program Performance Standards final rule.
- The National Head Start Association worked over a year advocating for Head Start and the efforts resulted in Congress passing legislation increasing the federal investment in Head Start by \$200 million for the next fiscal year. The \$200 million increase for FY 2019 will provide an additional \$50 million to expand Early Head Start, as well as a \$150 million increase to boost salaries for the Head Start workforce.
- Orange County Head Start hosted a site visit with the Director of the Head Start State Collaboration Office (HSSCO). HSSCO Director was able to meet with key members of the management staff to discuss systems and program outcomes. The HSSCO Director was able to visit two Head Start centers.
- The Quality Assurance unit met with key members of management staff to finalize the five year plan, strategic steps, expected outcomes and objectives. Program planning is an important component of the Head Start management systems.
- Orange County held briefings with Commissioner Rod Love, District 2 and Commissioner Bonilla, District 5. Both Commissioners were provided an overview of the annual program updates, and accomplishments.
- September was National Emergency Preparedness month. The Office of Head Start held an Emergency Preparedness webinar. The Quality Assurance unit hosted the webinar with a training session after the webinar to discuss Orange County Head Start standard operating procedures pertaining to emergency preparedness.
- The annual performance evaluations for all Head Start staff were completed by supervisory staff
- Meeting held with Second Harvest Food Bank and key members of the management team such as the President, CFO and others to develop, plan and discuss the transition and roll out from GA Foods to Second Harvest Food.
- Met with Orange County Capital Projects representative to discuss, plan and create a timeline for the second phase of the East Orange Head Start project. The project includes but not limited to installing a covered walkway, and working with the large community playground.

- Met with the Information Systems team to discuss the roll out and the procedures for use of the iPad in the classroom to use for the purpose of collecting attendance.
- Participated in the Valencia Service learning event as a speaker. The purpose of the event is to recruit students working toward an Associates of Science in Early Childhood Education.

### **Early Childhood Development & Education**

- Teachers are completing the 45 day Acuscreen screening on all new children. This test determines if there are some social and emotional developmental concerns. All children that show a concern will be referred to Mental Health & Disabilities coordinators for further observation and referral if needed to behavior therapist.
- Orange County Head Start had four teachers selected to participate on the Orlando Science Center, Science Ambassador programs.
- Education manager met with members of the Quality Assurance team to discuss the results of the playground assessment at Dillard Street Elementary.

### **Parent, Family and Community Engagement (PFCE)**

- OHS has revised the Parent, Family, and Community Engagement (PFCE) Framework. It has been aligned with the updated Head Start Program Performance Standards (HSPPS) and now includes expanded definitions and additional research information. The Head Start PFCE Framework is intended to inspire a renewed spirit of engagement and collaboration with families and community partners.
- Met with Orange County Community Action to plan, develop the timeline and expectations for the Getting Ahead parenting curriculum for Head Start parents.
- The monthly PFCE staff training institute was held for the month of September some of the topics included the family needs assessment, partnership agreement and documenting in the Child Plus system. The staff also received some guidance and technical assistance on the Eligibility, Recruitment, Selection, Enrollment and Attendance (ERSEA) attendance policy.

### **Childhood Health and Developmental Services (CHDS)**

- The LPNs and Nutrition Assistants continued to work toward the completion of the 45 day screening process

### **Eligibility, Recruitment, Selection, Enrollment and Attendance (ERSEA)**

- ERSEA worked really hard to fill all enrollment slots during the month of September


### **Fiscal Infrastructure**

- Budget close out

### **Meetings and Events for October**


- Florida Head Start Association Conference call for planning the 20<sup>th</sup> Anniversary of the FHSA conference
- Board of Directors Meeting with Early Learning Coalition of Orange County
- Division Manager & Family Service Director One on One meeting

## 2018-19 Head Start Children's Health Chronic Conditions and Treatment Compliance




Chronic Conditions	Benchmark	September 2018 * (missing 1 LPN data)	% HS Compliance
Asthma	0	120	7.8%
Asthma Action Plans/Treatment	0	120	100.0%
Seizures	0	17	1.1%
Seizures Action Plans/Treatment	0	17	100.0%
Allergies	0	25	1.6%
Allergies Action Plans/Treatment	0	25	100.0%
Other (Sickle Cell, Heart Murmur)	0	3	0.1%
Other Action Plans/Treatment	0	3	100.0%

## 2018-19 Head Start Children's Dental and Dental Treatment Compliance




EPSDT	Benchmark	September 2018 * (missing 1 LPN data)	% HS Compliance
Up-to-Date Dental Exam	1536	421	27.4%
Preventive Dental Care	1536	548	35.6%
Dental Treatment Needed	0	127	8.2%
Dental Treatment Action Plans	0	0	0%
Started/Completed Dental T.	0	0	0%

## 2018-2019 Children with Established Dental Home Compliance



Medical Home	Benchmark	September 2018 * ( missing 1 LPN data)	% HS Compliance
Children w/Dental Home	1536	1209	78.7%
Children w/o Dental Home	0	310	20.1%
Established Dental Home	0	42	2.7%


## 2018-19 Head Start Children's EPSDT Compliance



EPSDT	Benchmark	September 2018 * (missing 1 LPN data)	% HS Compliance
Up-to-Date Physical Exam	1536	1111	72.3%
Vision Screening	1536	1264	82.2%
Blood Pressure Screening	1536	1308	85.1%
Lead Test Screening	1536	716	46.6%




## 2018-19 Head Start Children's Health Insurance Compliance




Health Insurance	Benchmark	September 2018 * (missing 1 LPN data)	% HS Compliance
Children w/Insurance	1536	1113	72.4%
Children w/o Insurance	0	72	4.6%
Children Acquired Insurance	0	2	0.1%

## 2018-19 Head Start Children's Immunization Compliance



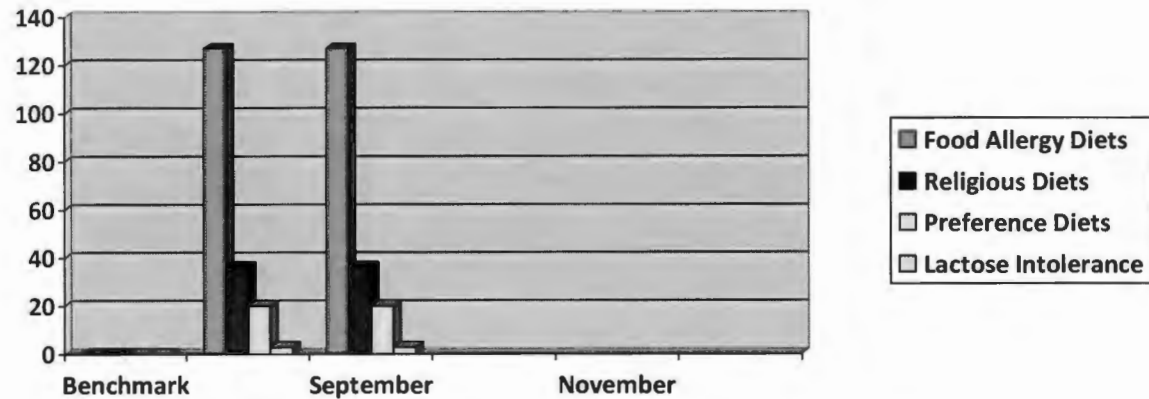
Immunization	Benchmark	September 2018 * (missing 1 LPN data)	% HS Compliance
Completed Immunization	1536	1335	86.9%
Up-to-Date w/ Immunization	0	601	39.1%
Immunization – Waived	0	16	1.0%
Not Up-to-Date w/ Immunization	0	0	0.0%

## 2018-2019 Children with Established Medical Home Compliance



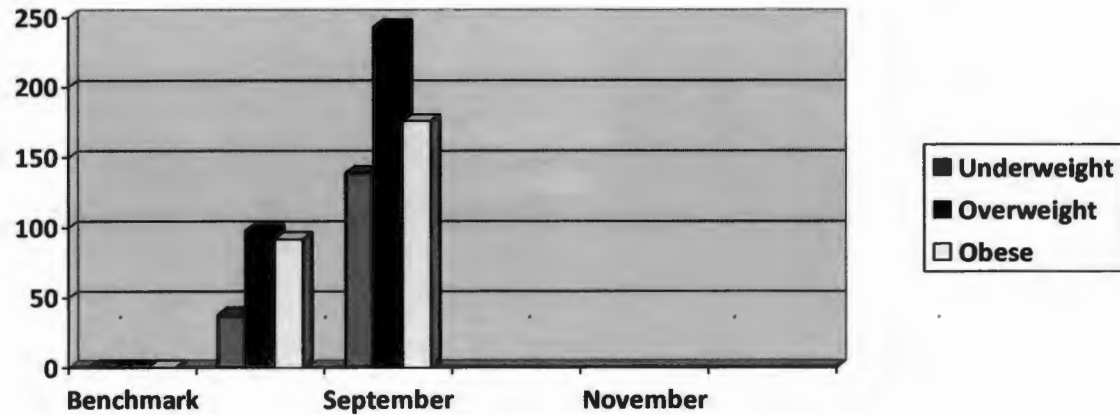
Medical Home	Benchmark	August 2018 * (missing 1 LPN data)	% HS Compliance
Children w/Medical Home	1536	1110	72.2%
Children w/o Medical Home	0	43	2.7%
Established Medical Home	0	30	1.9%

## 2018-19 Number of Children with Special Diets Served by OCHS



Special Diet	Benchmark	Sept 2018 Results	% of Funded Enrollment
Food Allergies	0%	127 children	8.2%
Religious	0%	36 children	2.3%
Preference	0%	20 children	1.3%
Lactose Intolerance	0%	3 children	0.1%

## Results of Growth Assessments Before Completion of OHS 45-days Health Screenings



Criteria	Benchmark	Sept 2018 Results	% of Funded Enrollment
Underweight	0%	139 children	9.0%
Overweight	0%	243 children	15.8%
Obese	0%	176 children	11.4%

## Orange County Head Start

### Parent Family and Community Engagement 2018-2019

#### ***Monthly Report: September 2018***

- Six (6) home visits for attendance.
- ✓ Thirty one (31) families received Crisis/Emergency Assistance.
- Two hundred and ninety two (292) parents received Educational Services.
- Seven hundred and twenty three (723) Health Services Follow ups were done by Family Service Worker.
- ✓ One hundred and forty seven (147) families were referred for family services.
- Four hundred and twenty two (422) were provided families services
- Twenty two (22) Parent Meetings were held this month. Six hundred and seventy six (676) parents attended parents meetings. One hundred and nine (109) males attended.
- ✓ Twelve (12) Fatherhood Activities was held this month. One hundred and forty (140) fathers attended fatherhood initiatives.
- Ten (10) Parents Trainings were held this month. Two hundred and ninety two (292) parents attended Parents Trainings.

#### **Trainings:**

- Parent Orientations
- Galileo
- Positive Self Esteem (Hat and Tea Brunch for moms)
- School Readiness
- ✓ Gift of Swimming
- Bus Safety



# ORANGE COUNTY HEAD START 2018-2019

ERSEA REPORT

MONTH: SEPTEMBER

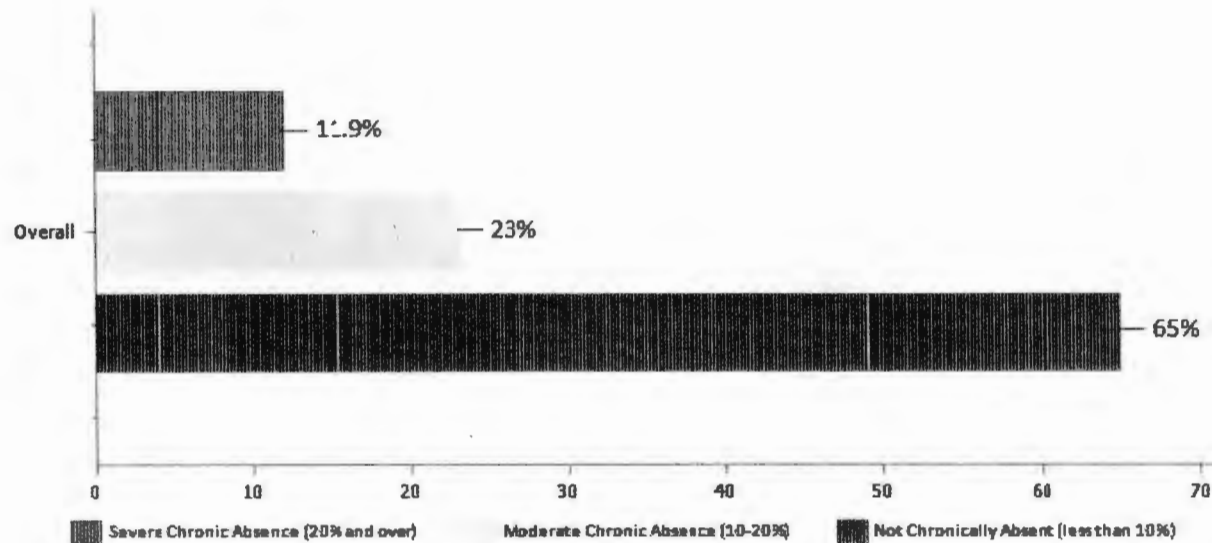
YEAR: 2018

Sites	Funded Enrollment	Monthly Actual Enrollment	10% IEP Actual Enrollment	Drops YTD	Monthly Waiting List	Monthly New Applications	Monthly Attendance 19 Days	Chronic Absenteeism	Chronic Absenteeism Last Month
Aloma	37	37	5%	1	2	0	95%	29%	8%
Bithlo	34	33	2%	2	2	0	91%	33%	12%
Callahan	49	49	2%	2	2	1	90%	42%	28%
Denton Johnson	34	34	2%	2	7	2	92%	35%	12%
Dillard	34	34	8%	1	0	2	90%	41%	6%
Dover Shores	40	39	10%	2	10	3	92%	40%	35%
East Orange	120	118	10%	4	24	4	91%	33%	17%
Engelwood	60	60	26%	2	12	1	93%	30%	23%
Evans	13	13	7%	0	3	0	91%	38%	23%
Frontline	77	75	5%	5	1	1	92%	36%	14%
Hal P Marston	103	103	4%	1	19	2	90%	36%	17%
John Bridges	120	120	5%	4	13	5	89%	44%	13%
Lila Mitchell	71	71	8%	0	22	6	95%	21%	15%
McCoy	40	40	20%	3	6	2	95%	20%	14%
Pine Hills	200	200	7%	8	26	8	93%	28%	14%
SO YMCA	60	60	0	0	4	5	93%	27%	18%
Southwood	120	120	10%	2	31	5	91%	40%	20%
Taft	120	120	5%	3	2	9	89%	44%	24%
Three Points	57	57	12%	1	12	1	89%	41%	38%
Ventura	34	34	17%	0	3	1	85%	53%	20%
WS ELC	79	78	7%	1	9	9	92%	28%	14%
WS Elementary	34	34	11%	2	2	3	94%	23%	3%
<b>Total</b>	<b>1536</b>	<b>1529 (99%)</b>	<b>126 (8.2%)</b>	<b>46</b>	<b>206 (13%)</b>	<b>70</b>	<b>91%</b>	<b>33%</b>	<b>18%</b>
<b>Goal</b>	<b>1536</b>	<b>1536</b>	<b>+ 154 (10%)</b>	<b>-191</b>	<b>+ 154 (10%)</b>	<b>48</b>	<b>90%</b>	<b>-30%</b>	
<b>Previous Month</b>	<b>1536</b>	<b>1492</b>	<b>122 (7.9%)</b>	<b>25</b>	<b>219 (14%)</b>	<b>82</b>	<b>93%</b>	<b>18%</b>	

Monthly Chronic Absenteeism	Current Month	Monthly Goal	Previous Month	Reasons w/ Highest Percentages	
Severe Chronic Absences (20% Over)	11%	10%(154)	8.6%	Sick or Dr's Appointment	52%
Moderate Chronic Absences (10-20% Over)	23%	20%(307)	9.6%	Unexcused/No Show	21%
Not Chronically Absent (Less than 10%)	65%	70%(1075)	81%	Transportation	7%

## ORANGE COUNTY HEAD START 2018-2019 ERSEA REPORT

---



### SEPTEMBER 2018 Updates:

- Recruitment at various Events:
  - Fire Station Open House-Hastings St.
  - Jobs Partnership Community Resource Fair-First Presbyterian Church of Orlando
  - Hispanic Federation Community Resource Event





ORANGE COUNTY GOVERNMENT  
HEAD START  
**POLICY COUNCIL**  
**MEETING MINUTES**



3933 W. D. Judge Drive  
Orlando, FL 32808  
September 20, 2018

Call to Order by: Dexter Nelson, Chairperson at 6:39 p.m.

Roll Call by: Jekeyah Holmes, Secretary

**Attended By:**

Cecilia Pierre	Aloma	Representative
Roxanne Williams	Callahan	Parliamentarian
Calisia Coston	Denton Johnson	Representative
Maritza Vasquez	Engelwood	Representative
Miguerline Elibert	Engelwood	Alternate
Darline Demosthene	Frontline	Representative
Jekeyah Holmes	John Bridges	Representative
Tequila Henderson	Lila Mitchell	Representative
Lara Urdaneta	Maxey	Representative
Leah Ackerman	McCoy	Representative
Heather Chisholm-Wright	Pine Hills	Representative
Cyndi Salami	SOYMCA	Alternate
Cathy Chandler	Southwood	Representative
Johanna Nieves	Taft	Representative
Margartia Rodriguez	Ventura	Representative
Bilan Wilson	WS ELC	Representative
Sacara Council	WS ELC	Alternate
Precious Williams	WS Elementary	Representative
Victoria Siplin	OCBCC	Commissioner
Vanessa Lewis	OCBCC	BCC Alternate
Dexter Nelson	Past Parent	Community Rep
Jeneka Lloyd	Past Parent	Community Rep
AnnMarie Alvarado	CHS	Community Rep
Charmaine Jobson	Past Parent	Community Rep
Pamela Clark	OCPs	Community Rep

Quorum Established

**Staff:**

Polly Boulter	Hal Marston	Teacher Assistant
Diana Gamble	Hal Marston	Teacher Assistant
Sonya Hill	Main Office	Manager
Yvette Meade	Main Office	Admin Specialist
Milagros Font	Main Office	Sr. Program Manager
Pedro Berrios	Warehouse	Warehouse Tech
Toinett Stenson	Callahan	Center Supervisor
Khadija Pirzadeh	Main Office	Contract Administrator
Sandra Ruff	Main Office	Fiscal Manager
Bernice Mendez	Main Office	Sr. FSW
Teresa Williams	Main Office	Field Ops Supervisor
Sandra Moore	Main Office	Admin Assistant
Daisy Flores	Main Office	Sr. Nutrition Specialist
Alexandra Bosque	Hal Marston	Teacher
Tonya Hale	Denton Johnson	Center Supervisor
Yira Rodriguez	McCoy	Center Supervisor
Tambra Jackson	Pine Hills	Center Supervisor
Sunitha Koorathota	Main Office	Field Ops Supervisor
Wilna Francois	Hal Marston	Center Supervisor
Felicia Williams	Frontline	Asst. Teacher
Danna Declet	Main Office	Mentor Coach

Quorum Established

**Chairperson Nelson requested a motion to adopt the Agenda**

Motion: Lara Urdaneta, Maxey, Representative

Second: Roxanne Williams, Parliamentarian

Status: The motion was carried with no objections

**Chairperson Nelson requested a motion to accept the Secretary Report**

Motion: Heather Chisholm, Pine Hills, Representative

Second: Leah Ackerman, McCoy, Representative

Status: The motion was carried with no objections

**Budget Report by Sandra Ruff**

The warehouse tech received a new truck to meet many the many needs of the program. Second Harvest is now providing meals for all 22 centers. This was accomplished through the participation of parents and staff in following the proper steps to terminate the old vendor that was not providing a quality service. Fiscal is working on new purchase orders for the new school year and will be partnering with more health and dental providers.

**HR Report by Avis McWhite**

Ms. McWhite reported on terminations and vacancies and also read qualifications of new staff recommended for hire. Seeking approval to hire.

**Chairperson Nelson requested a motion to accept the HR Report**

Motion: AnnMarie Alvarado, Community Representative

Second: Roxanne Williams, Frontline, Parliamentarian

Status: The motion was carried with no objections

**Report of BCC Vote by Khadija Pirzadeh**

4 items were submitted on August 7, 2018; Filing of Policy Council Program Information and Updates for July 2018, OCPS Meal Agreements at 10 Centers, OCPS Meal Agreement at new site (Dillard Elementary), Renewal Child Care Facility License at So Orlando YMCA

**Division Manager's Report by Sonya Hill**

- Ms. Hill and select staff met the new president of the Office of Head Start at the recent OSH Conference. She was very impressed at the accomplishments of OCHS and will be back to visit our centers.
- One of our staff's daughter will be recognized at the FHSA conference in October for the Aubrey Puckett HS Alumni Award. If she wins, she will continue to compete on the Regional level.
- Second Harvest food services started on Monday
- School Messenger is now up and running to alert our parents instantly and simultaneously in the event of an emergency. Commissioner Siplin was instrumental in accomplishing this service.

**Commissioner Liaison report by Commissioner Victoria Siplin**

Commissioner did get re-elected as commissioner for another term. Looking forward to two upcoming events; EKG Thanksgiving giveaway and Holiday Blessings in December at Barnett Park and wants to include parents of Head Start families.

**Service Area Reports**

**Nutrition Report by Milagros Font, Sr. Program Manager**

New formatted graphs detailed Nutrition and Health information data for August 2018

**Education Report by Eileen Orleman, Education Coordinator**

Ms. Orleman encouraged parents to use Galileo with user name and password. Ask her if you have any problems or questions with logging in.

**Health Report by Dena Davila, Sr. Family Service Worker**

There is a team from OCPS assigned to OCHS to get children services quickly when identified. Training for staff and management is needed to provide more services to children in need. Children are coming in who have had no intervention but have serious concerns. Parents have the right to a second opinion.

**Old Business**

- a. OCHS will attend and participate in FHS Conference in West Palm Beach
- b. Program Governance training will take place September 26<sup>th</sup> and October 6<sup>th</sup>. This is mandatory for all new council members.

**New Business:**

Community Representative Vote (9 slots available). Ms. Hill read a bio on each applicant.

**Chairperson Nelson requested a motion to proceed to voting for Community Reps**

Motion: Jeneka Lloyd, Community Rep

Second: Bilan Wilson, Representative, Bithlo

Status: The motion was carried with no objections

Each name was read off by Dexter Nelson and voted on individually.

**Chairperson Nelson requested a motion to adjourn the meeting**

Motion: Jeneka Lloyd, Community Rep

Second: Cecilia Pierre, Treasurer, Aloma

Status: The motion was carried with no objections

Meeting Adjourned at 7:38 p.m.

**Next Policy Council Meeting is October 18, 2018**